



ALABAMA DEPARTMENT OF REVENUE

ACCA Legislative Conference
December 2019

Topics to be covered:

- Available Online Reports
 - WRAP Reports
 - Beer and wine
 - Tobacco
 - How the Department uses the data
 - Local One Spot Reports
 - State administered reports
 - Changes coming to the Online Reports
 - Non-state administered reports
- Updated WRAP statistics

WRAP Reports


Local Governments' Links

Access information tailored for city and county governments in Alabama for remittance compliance and reporting. Obtain forms and information on registering state boards and agencies that regulate licensing of businesses or occupations.


- [Administrative Services](#) ✓
- [Forms & Information](#) ✓
- [Local Tax Liaisons](#) ✓
- [Simplified Sellers Use](#) ✓
- [SSUT Disbursement Report](#) ✓
- [Online Reports](#) ✓
- [ONE SPOT Information](#) ✓
- [Municipal Business License](#) ✓
- [Tax Guidance for Contractor Sublease](#) ✓

Sales & Use News and Notices


[DEADLINE APPROACHING FOR ONLINE SELLERS TO JOIN SSUT AND RECEIVE AMNESTY FROM PREVIOUS YEAR'S TAX LIABILITY](#)

 August 14, 2019


[NOTICE SSUT AMNESTY, CLASS ACTION PROTECTION, AND CLARIFICATION OF NONTAXABLE TRANSACTIONS](#)

 July 9, 2019


[ADOR ISSUES GUIDANCE ON TAXABILITY OF COMPUTER SOFTWARE](#)

 June 19, 2019

[TAX FILING DEADLINES EXTENDED FOR RESIDENTS IN LEE COUNTY](#)



 March 11, 2019

[NOTICE ALL SELLERS MAKING RETAIL SALES OF PREPAID WIRELESS TELECOMMUNICATION SERVICES](#)

 January 18, 2019

[+ Read More](#)

Enter log in information



50 North Ripley Street
Montgomery, Alabama 36132
For information call 334-242-1170

Online Local Tax Reports & Direct Deposit Notifications



System Login

Login:

Password:

Application Support: 1-866-353-3468 or support@alabamainteractive.org
Questions about Report contents, contact ADOR at 334-242-1443 or 334-242-1499, or email
laura.reese@revenue.alabama.gov or amy.white@revenue.alabama.gov .
[Frequently Asked Questions](#)

Choose the locality



50 North Ripley Street
Montgomery, Alabama 36132
For information call 334-242-1170

Online Local Tax Reports & Direct Deposit Notifications

Choose a Locality

Locality:

[Return to Login](#)

Application Support: 1-866-353-3468 or support@alabamainteractive.org
Questions about Report contents, contact ADOR at 334-242-1443 or 334-242-1499, or email
laura.reese@revenue.alabama.gov or amy.white@revenue.alabama.gov .
[Frequently Asked Questions](#)



Online Local Tax Reports & Direct Deposit Notifications

Currently logged in as: **rousel** (Log out)

 (Change locality)

Choose a Report

Local Tax Reports:

- Distribution Summary Report
- New / Closed Accounts During Period
- Top 25 Tax Remittances
- Current Month's Sales To Previous Year's
- Current Month's Tax Remittances
- Local Tax Audit Report
- Refunds Approved and Paid out of Current Month's Collections

Direct Deposit Notifications

- Direct Deposit Reconciliation
- Fax Cover Sheet

Annual Reports:

- Annual Gross Sales Tax Report

- Simplified Sellers Use Tax Accounts

- Local Accounts Lookup
- ONE-SPOT Export Files
- WRAP Reports and Business License Upload

Choose the report



Online Local Tax Reports & Direct Deposit Notifications

Alabama Department of Revenue

LOCALITY :



Change

CURRENTLY LOGGED IN AS : LEE ANN ROUSE (ROUSEL)

X Log out

WRAP Reports

[Download Monthly WRAP Files](#)

[Custom Tobacco Sales for Resale Report](#)

[Custom Beer & Wine Sales for Resale Report](#)

Business License Reporting

[Upload Municipal License Reporting File](#)

[Municipal License Reporting History](#)

WRAP Reports - Download Monthly WRAP File

WRAP Sales for Resale Reports

Monthly File Downloads

You may download a recent file from the list below or select a date range to search for older files.

LOCALITY

FILE FROM DATE

TO DATE

Back

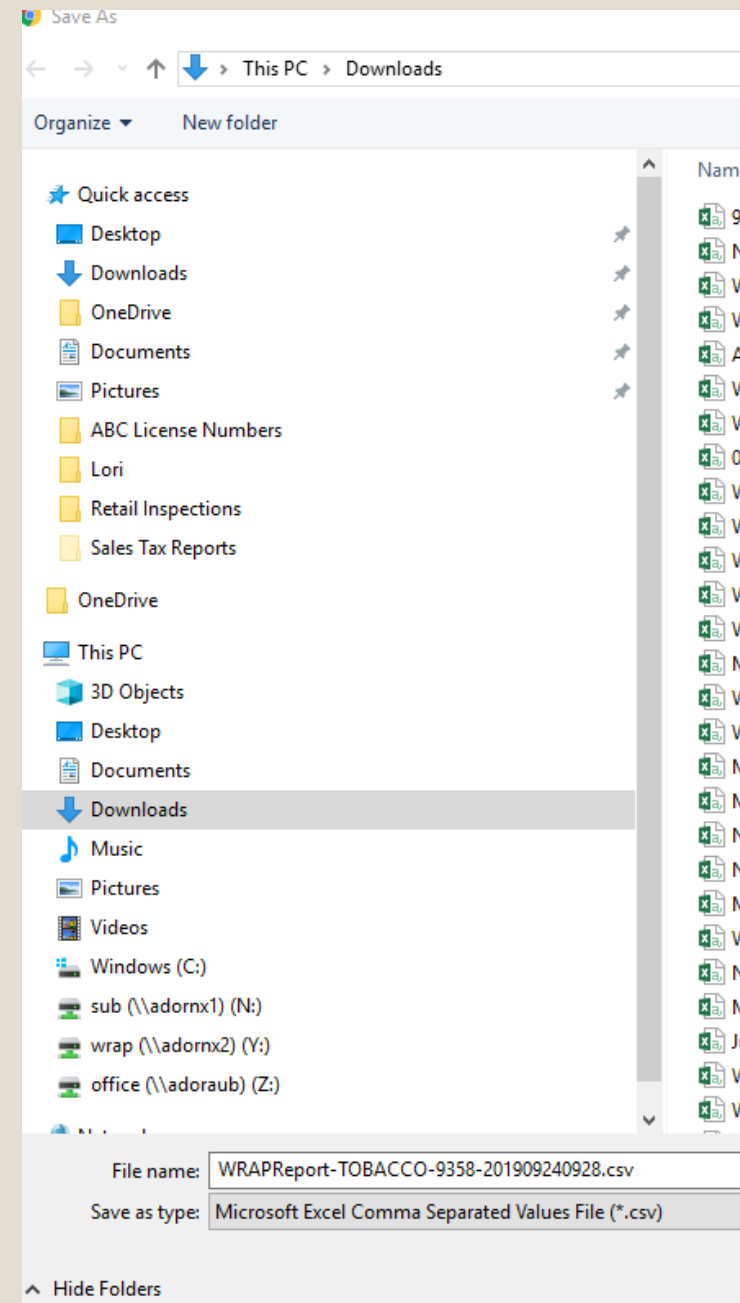
Search

SHOW 10 ENTRIES

SEARCH:

| FILE DATE | FILE TYPE | LAST EDITED | ACTIONS |
|------------|---------------------|-------------|--------------------------|
| 06/30/2019 | WRAP Tobacco Report | 09/10/2019 | Download |
| 07/31/2019 | WRAP Tobacco Report | 09/10/2019 | Download |
| 02/28/2019 | WRAP Tobacco Report | 09/10/2019 | Download |

- Save the file to a folder on your computer



Tobacco report

| Invoice Date | Invoice Number | Customer Full Name | Customer Address | Customer City | Customer State | Customer Zip Code | Customer Sales Tax Number | Product Description | Product Type | Quantity | Total Sales Price | State Tobacco Tax | County Tobacco Tax | City Tobacco Tax | Submitted Date | Period Covered | Wholesaler Name |
|--------------|----------------|--------------------|------------------|---------------|----------------|-------------------|---------------------------|------------------------------|-----------------|----------|-------------------|-------------------|--------------------|------------------|-----------------|----------------|-----------------|
| 1/1/2019 | 402833 | COUNTRY MART | 215 FOXWOOD ROAD | DEATSVILLE | AL | 36022 | 0039492343 | CAMEL CRUSH BX KG | CIGARETTE | 1 | \$ 54.09 | \$ 6.75 | \$ - | \$ - | 6/18/2019 15:26 | 1/31/2019 | CITY WHOLESAL |
| 1/1/2019 | 402833 | COUNTRY MART | 215 FOXWOOD ROAD | DEATSVILLE | AL | 36022 | 0039492343 | COPENHAGEN MINT POUCHES | SNUFF | 1 | \$ 13.51 | \$ 0.10 | \$ - | \$ - | 6/18/2019 15:26 | 1/31/2019 | CITY WHOLESAL |
| 1/1/2019 | 402833 | COUNTRY MART | 215 FOXWOOD ROAD | DEATSVILLE | AL | 36022 | 0039492343 | L & M BX 100 | CIGARETTE | 1 | \$ 50.04 | \$ 6.75 | \$ - | \$ - | 6/18/2019 15:26 | 1/31/2019 | CITY WHOLESAL |
| 1/1/2019 | 402833 | COUNTRY MART | 215 FOXWOOD ROAD | DEATSVILLE | AL | 36022 | 0039492343 | SONOMA RED BX KG | CIGARETTE | 2 | \$ 84.70 | \$ 13.50 | \$ - | \$ - | 6/18/2019 15:26 | 1/31/2019 | CITY WHOLESAL |
| 1/10/2019 | 407846 | COUNTRY MART | 215 FOXWOOD ROAD | DEATSVILLE | AL | 36022 | 0039492343 | MARL BLACK MEN BX KG | CIGARETTE | 1 | \$ 53.94 | \$ 6.75 | \$ - | \$ - | 6/18/2019 15:26 | 1/31/2019 | CITY WHOLESAL |
| 1/10/2019 | 407846 | COUNTRY MART | 215 FOXWOOD ROAD | DEATSVILLE | AL | 36022 | 0039492343 | NEWPORT BX KG | CIGARETTE | 1 | \$ 58.46 | \$ 6.75 | \$ - | \$ - | 6/18/2019 15:26 | 1/31/2019 | CITY WHOLESAL |
| 1/24/2019 | 413088 | COUNTRY MART | 215 FOXWOOD ROAD | DEATSVILLE | AL | 36022 | 0039492343 | MARL MEN MIDNIGHT BX | CIGARETTE | 1 | \$ 53.94 | \$ 6.75 | \$ - | \$ - | 6/18/2019 15:26 | 1/31/2019 | CITY WHOLESAL |
| 1/31/2019 | 415750 | COUNTRY MART | 215 FOXWOOD ROAD | DEATSVILLE | AL | 36022 | 0039492343 | COPENHAGEN LC SOUTHERN BLEND | SNUFF | 1 | \$ 14.00 | \$ 0.10 | \$ - | \$ - | 6/18/2019 15:26 | 1/31/2019 | CITY WHOLESAL |
| 1/31/2019 | 415750 | COUNTRY MART | 215 FOXWOOD ROAD | DEATSVILLE | AL | 36022 | 0039492343 | SKOAL LC CHERRY | SNUFF | 1 | \$ 13.51 | \$ 0.10 | \$ - | \$ - | 6/18/2019 15:26 | 1/31/2019 | CITY WHOLESAL |
| 1/17/2019 | 410238 | QUICK STOP | 211 FAIRVIEW AVE | PRATTVILLE | AL | 36066 | 0036232874 | NEWPORT NON MENT GOLD BX 100 | CIGARETTE | 1 | \$ 45.56 | \$ 6.75 | \$ - | \$ 0.50 | 6/18/2019 15:26 | 1/31/2019 | CITY WHOLESAL |
| 1/14/2019 | 408959 | TOBACCO PLUS 2 | 3785 HWY 14 | MILLBROOK | AL | 36054 | 1100 05490 | FORTUNA MEN GREEN BX 100 | CIGARETTE | 2 | \$ 79.16 | \$ 13.50 | \$ - | \$ - | 6/18/2019 15:26 | 1/31/2019 | CITY WHOLESAL |
| 1/14/2019 | 408960 | TOBACCO PLUS 2 | 3785 HWY 14 | MILLBROOK | AL | 36054 | 1100 05490 | PALL MALL BLUE BX KG | CIGARETTE | 3 | \$ 156.36 | \$ 20.25 | \$ - | \$ - | 6/18/2019 15:26 | 1/31/2019 | CITY WHOLESAL |
| 1/14/2019 | 408963 | TOBACCO PLUS 2 | 3785 HWY 14 | MILLBROOK | AL | 36054 | 1100 05490 | SW SWEET WOOD TIPS 5FOR3 PK | CIGARS | 1 | \$ 22.42 | \$ 2.03 | \$ - | \$ - | 6/18/2019 15:26 | 1/31/2019 | CITY WHOLESAL |
| 1/17/2019 | 410247 | TOBACCO PLUS 2 | 3785 HWY 14 | MILLBROOK | AL | 36054 | 1100 05490 | DENTAL MILD PKT CAN 1.15 OZ | SNUFF | 1 | \$ 59.87 | \$ 0.24 | \$ - | \$ - | 6/18/2019 15:26 | 1/31/2019 | CITY WHOLESAL |
| 1/17/2019 | 410247 | TOBACCO PLUS 2 | 3785 HWY 14 | MILLBROOK | AL | 36054 | 1100 05490 | PALL MALL RED FF BX 100 | CIGARETTE | 2 | \$ 104.24 | \$ 13.50 | \$ - | \$ - | 6/18/2019 15:26 | 1/31/2019 | CITY WHOLESAL |
| 1/17/2019 | 410247 | TOBACCO PLUS 2 | 3785 HWY 14 | MILLBROOK | AL | 36054 | 1100 05490 | SANTA FE FIL CIGAR MILD | FILTERED CIGARS | 2 | \$ 35.52 | \$ 6.00 | \$ - | \$ - | 6/18/2019 15:26 | 1/31/2019 | CITY WHOLESAL |
| 1/17/2019 | 410247 | TOBACCO PLUS 2 | 3785 HWY 14 | MILLBROOK | AL | 36054 | 1100 05490 | SW SWEET CIGARILLO B1G1F | CIGARS | 2 | \$ 72.42 | \$ 8.10 | \$ - | \$ - | 6/18/2019 15:26 | 1/31/2019 | CITY WHOLESAL |
| 1/17/2019 | 410247 | TOBACCO PLUS 2 | 3785 HWY 14 | MILLBROOK | AL | 36054 | 1100 05490 | SW SWEET MINI CIG REG B1G1F | CIGARS | 1 | \$ 42.15 | \$ 4.86 | \$ - | \$ - | 6/18/2019 15:26 | 1/31/2019 | CITY WHOLESAL |
| 1/21/2019 | 411015 | TOBACCO PLUS 2 | 3785 HWY 14 | MILLBROOK | AL | 36054 | 1100 05490 | CAMEL WIDE FIL BX KG | CIGARETTE | 2 | \$ 112.04 | \$ 13.50 | \$ - | \$ - | 6/18/2019 15:26 | 1/31/2019 | CITY WHOLESAL |
| 1/21/2019 | 411015 | TOBACCO PLUS 2 | 3785 HWY 14 | MILLBROOK | AL | 36054 | 1100 05490 | SALEM BX KG | CIGARETTE | 1 | \$ 57.02 | \$ 6.75 | \$ - | \$ - | 6/18/2019 15:26 | 1/31/2019 | CITY WHOLESAL |
| 1/24/2019 | 413097 | TOBACCO PLUS 2 | 3785 HWY 14 | MILLBROOK | AL | 36054 | 1100 05490 | MARL SPEC BLND GOLD BX KG | CIGARETTE | 5 | \$ 279.60 | \$ 33.75 | \$ - | \$ - | 6/18/2019 15:26 | 1/31/2019 | CITY WHOLESAL |
| 1/24/2019 | 413099 | TOBACCO PLUS 2 | 3785 HWY 14 | MILLBROOK | AL | 36054 | 1100 05490 | SW SWEET BLUNT 5FOR3 5PK | CIGARS | 2 | \$ 42.70 | \$ 4.06 | \$ - | \$ - | 6/18/2019 15:26 | 1/31/2019 | CITY WHOLESAL |
| 1/24/2019 | 413101 | TOBACCO PLUS 2 | 3785 HWY 14 | MILLBROOK | AL | 36054 | 1100 05490 | TIMBERWOLF POUCH WG PP1.49 | SNUFF | 4 | \$ 35.16 | \$ 0.80 | \$ - | \$ - | 6/18/2019 15:26 | 1/31/2019 | CITY WHOLESAL |
| 1/31/2019 | 415761 | TOBACCO PLUS 2 | 3785 HWY 14 | MILLBROOK | AL | 36054 | 1100 05490 | SONOMA GOLD BX 100 | CIGARETTE | 15 | \$ 640.20 | \$ 101.25 | \$ - | \$ - | 6/18/2019 15:26 | 1/31/2019 | CITY WHOLESAL |
| 1/31/2019 | 415761 | TOBACCO PLUS 2 | 3785 HWY 14 | MILLBROOK | AL | 36054 | 1100 05490 | SONOMA RED BX 100 | CIGARETTE | 6 | \$ 256.08 | \$ 40.50 | \$ - | \$ - | 6/18/2019 15:26 | 1/31/2019 | CITY WHOLESAL |

Beer and Wine report

| Invoice Date | Invoice Number | ABC License Number | Customer Sales Tax Number | Customer Full Name | Customer Address | Customer City | Customer State | Customer Zip Code | Total Sales Price | Submitted Date | Period Covered | Wholesaler Name |
|--------------|----------------|--------------------|---------------------------|---------------------------------|-----------------------|---------------|----------------|-------------------|-------------------|-----------------|----------------|----------------------------------|
| 2/22/2019 | 1847322 | 10488426 | 1 | JIM N NICK 5 (PRATTVILLE) | 2550 COBBS FORD RD | PRATTVILLE | AL | 36056 | \$ 89.00 | 7/29/2019 14:47 | 2/28/2019 | INTERNATIONAL WINES INC |
| 2/14/2019 | 1845168 | 1065126 | 1 | NAILS @ LAKE MARTIN | 8420 KOWALIGA RD | ECLECTIC | AL | 36024 | \$ 144.00 | 7/29/2019 14:47 | 2/28/2019 | INTERNATIONAL WINES INC |
| 2/15/2019 | 1845545 | 679326 | 1 | WINN DIXIE #451 (MILLBROOK) | 3991 HWY 14 | MILLBROOK | AL | 36054 | \$ 344.63 | 7/29/2019 14:47 | 2/28/2019 | INTERNATIONAL WINES INC |
| 3/15/2019 | 1852494 | 10895426 | | COGSA RIVER CRAFT HS (WTMPKA) | 204 SOUTH MAIN STREET | WETUMPKA | AL | 36092 | \$ 234.00 | 7/8/2019 14:12 | 3/31/2019 | INTERNATIONAL WINES INC |
| 3/13/2019 | 7249543 | 1564226 | | PUBLIX #1228 (PRATTVILLE) | 2451 COBBS FORD RD | PRATTVILLE | AL | 36066 | \$ (21.44) | 7/8/2019 14:12 | 3/31/2019 | INTERNATIONAL WINES INC |
| 4/26/2019 | 10006054 | 1785726 | | OUR PLACE CAFE (WETUMPKA) | 809 COMPANY ST | WETUMPKA | AL | 36092 | \$ 165.00 | 7/8/2019 14:12 | 4/30/2019 | INTERNATIONAL WINES INC |
| 5/6/2019 | R080375 | 336501 | | WAL MART SUPERCENTER #483 | 1903 COBBS FORD RD | PRATTVILLE | AL | 36066 | \$ 1,055.14 | 7/29/2019 14:23 | 5/31/2019 | GEORGIA CROWN DISTRIBUTING CO |
| 5/31/2019 | R086637 | 1193526 | | WINN DIXIE #428 | 5326 U.S. HWY 231 | WETUMPKA | AL | 36092 | \$ 78.03 | 7/29/2019 14:23 | 5/31/2019 | GEORGIA CROWN DISTRIBUTING CO |
| 5/2/2019 | R079835 | 1348726 | | WAL MART SUPERCENTER #4318 | 145 KELLEY BOULEVARD | MILLBROOK | AL | 36054 | \$ (47.31) | 7/29/2019 14:23 | 5/31/2019 | GEORGIA CROWN DISTRIBUTING CO |
| 5/8/2019 | R081066 | 1348726 | | WAL MART SUPERCENTER #4318 | 145 KELLEY BOULEVARD | MILLBROOK | AL | 36054 | \$ 857.19 | 7/29/2019 14:23 | 5/31/2019 | GEORGIA CROWN DISTRIBUTING CO |
| 5/7/2019 | R080963 | 1558326 | | Z S FOOD MART | 8461 U.S. 231 NORTH | WETUMPKA | AL | 36092 | \$ 205.76 | 7/29/2019 14:23 | 5/31/2019 | GEORGIA CROWN DISTRIBUTING CO |
| 5/13/2019 | R082245 | 10565301 | | KWIK SHOP 132 | 1679 E MAIN STREET | PRATTVILLE | AL | 36066 | \$ 42.96 | 7/29/2019 14:23 | 5/31/2019 | GEORGIA CROWN DISTRIBUTING CO |
| 5/9/2019 | R081507 | 1503526 | | MELLOW MUSHROOM PIZZA | 2541 LEGENDS PARKWAY | PRATTVILLE | AL | 36066 | \$ 117.68 | 7/29/2019 14:23 | 5/31/2019 | GEORGIA CROWN DISTRIBUTING CO |
| 5/30/2019 | R086296 | 502926 | | RACEWAY 6708 | 2560 COBBS FORD RD | PRATTVILLE | AL | 36066 | \$ 99.99 | 7/29/2019 14:23 | 5/31/2019 | GEORGIA CROWN DISTRIBUTING CO |
| 5/28/2019 | R085638 | 328901 | | MEXICO TIPICO | 1870 EAST MAIN STREET | PRATTVILLE | AL | 36066 | \$ 46.15 | 7/29/2019 14:23 | 5/31/2019 | GEORGIA CROWN DISTRIBUTING CO |
| 5/3/2019 | R080187 | 10197026 | | COZUMEL MEXICAN GRILL | 62 CLAUD ROAD | ECLECTIC | AL | 36024 | \$ 24.41 | 7/29/2019 14:23 | 5/31/2019 | GEORGIA CROWN DISTRIBUTING CO |
| 5/31/2019 | R086645 | 1527126 | | CVS PHARMACY #4909 | 3680 HIGHWAY 14 | MILLBROOK | AL | 36054 | \$ 209.03 | 7/29/2019 14:23 | 5/31/2019 | GEORGIA CROWN DISTRIBUTING CO |
| 5/31/2019 | 10013814 | 1785726 | | OUR PLACE CAFE (WETUMPKA) | 809 COMPANY ST | WETUMPKA | AL | 36092 | \$ 405.00 | 7/29/2019 14:47 | 5/31/2019 | INTERNATIONAL WINES INC |
| 5/24/2019 | 10011976 | 10790901 | | BUFFALO WILD WINGS (PRATTVILLE) | 2475 COBBS FORD ROAD | PRATTVILLE | AL | 36066 | \$ 184.95 | 7/29/2019 14:47 | 5/31/2019 | INTERNATIONAL WINES INC |
| 5/9/2019 | 10008413 | 1065126 | | NAILS @ LAKE MARTIN | 8420 KOWALIGA RD | ECLECTIC | AL | 36024 | \$ 144.00 | 7/29/2019 14:47 | 5/31/2019 | INTERNATIONAL WINES INC |
| 6/5/2019 | 90733 | 10102901 | | CVS PHARMACY 4944 | 1904 COBBS FORD RD | PRATTVILLE | AL | 36066 | \$ 397.10 | 7/9/2019 15:44 | 6/30/2019 | BAMA BUDWEISER OF MONTGOMERY INC |
| 6/4/2019 | 2291 | 11011069726 | | HILL UGOUR AND WINE | 107 KELLY BLVD. | MILLBROOK | AL | 36054 | \$ 292.00 | 7/5/2019 10:15 | 6/30/2019 | CRUX IMPORTS INC |
| 6/3/2019 | 90727 | 336501 | | WAL MART SUPERCENTER #483 | 1903 COBB FORD ROAD | PRATTVILLE | AL | 36066 | \$ 8,035.74 | 7/9/2019 15:44 | 6/30/2019 | BAMA BUDWEISER OF MONTGOMERY INC |
| 6/3/2019 | 315561 | 13026 | | WIND CREEK CASINO | 100 RIVER OAK DR | WETUMPKA | AL | 36092 | \$ 3,256.80 | 7/9/2019 15:44 | 6/30/2019 | BAMA BUDWEISER OF MONTGOMERY INC |
| 6/3/2019 | 478218 | 10046226 | | DOLLAR GENERAL STORE12824 | 60 REDLAND RD. | WETUMPKA | AL | 36092 | \$ 1,206.95 | 7/9/2019 15:44 | 6/30/2019 | BAMA BUDWEISER OF MONTGOMERY INC |
| 6/3/2019 | 478232 | 4526 | | TOULOUSE CHEVRON | 3730 US HWY 231 S | WETUMPKA | AL | 36092 | \$ 332.65 | 7/9/2019 15:44 | 6/30/2019 | BAMA BUDWEISER OF MONTGOMERY INC |
| 6/4/2019 | 478264 | 1558326 | | Z S FOOD MART | 8461 U.S. HWY 231 | WETUMPKA | AL | 36092 | \$ 1,158.65 | 7/9/2019 15:44 | 6/30/2019 | BAMA BUDWEISER OF MONTGOMERY INC |

Custom Tobacco Sales for Resale Report

WRAP Tobacco Sales for Resale Report

| | | |
|---|----------------------|----------------------|
| LOCALITY | INVOICE FROM DATE | TO DATE |
| <input type="text" value="████████████████████"/> | <input type="text"/> | <input type="text"/> |
| ADDRESS | CITY | ZIP CODE |
| <input type="text"/> | <input type="text"/> | <input type="text"/> |
| STATE SALES TAX NUMBER | CUSTOMER NAME | WHOLESALER NAME |
| <input type="text"/> | <input type="text"/> | <input type="text"/> |

Custom Beer & Wine sales for Resale Report

WRAP Beer & Wine Sales for Resale Report

| | | |
|--|--|--|
| LOCALITY <input type="text" value="████████████████████"/> | INVOICE FROM DATE <input type="text"/> | TO DATE <input type="text"/> |
| ADDRESS <input type="text"/> | CITY <input type="text"/> | ZIP CODE <input type="text"/> |
| ABC LICENSE NUMBER <input type="text"/> | CUSTOMER NAME <input type="text"/> | WHOLESALER NAME <input type="text"/> |

How the Department of Revenue Uses this data:

- The department uses a two-pronged approach to working the WRAP data
 - Field audits
 - Inquiry letters
- Leads are discovered through the Discovery Module of the Department's computer system
 - Comparisons are made between reported sales and purchases provided via the WRAP reports to look for entities that are underreporting the taxable sales each month
 - The most egregious are forwarded to the field for audit
 - 36 month audit completed
 - The remainder receive a WRAP inquiry letter, which
 - Asks the retailer to explain why their purchases exceed their sales
 - Gives an estimated amount of tax that may be due including a negligence penalty

WRAP Inquiry Process

- Lead established using the Discovery
 - Based on three full months of returns for each quarter (no letters mailed to taxpayers that only file two of the required three returns for the respective quarter)
- Inquiry letter – taxpayer given 30 days to respond
- Billing letter – taxpayer given 30 days to respond
- Preliminary Collections – Collection Services Division given 30 days to make a courtesy contact with the taxpayer
 - Prints and hand delivers a copy of the WRAP Billing Letter
 - Most of these taxpayers have a preexisting relationship with the Collection Services Division agent
- Preliminary Assessment entered – taxpayer given 30 days to respond
- Final Assessment entered – taxpayer given 30 days to respond
- File forwarded to the Collection Services Division for normal collection processes
 - Including, garnishment, refund interception, liens, etc

WRAP Field Audit Process

- Once the lead is discovered and forwarded to the field, the following process is used
 - WRAP audit research
 - Verify the purchases match the retailer
 - Verify business address, both location and mailing
 - Determine the number of locations
 - verify contact information
 - Send the audit appointment letter
 - Audit appointment letter states returns are in need of further review
 - Audit should take less than two months from start to finish
 - Appointment is scheduled two weeks from date of the letter
 - A list of records needed is provided and states that both hard and electronic copies should be available

WRAP Field Audit Process (continued)

- Conduct a retail inspection
 - Approximately 5-7 days after the appointment letter is mailed, a retail inspection is conducted for each location
 - During the inspection, the business license information is verified, along with the legal name, fein, sales tax account and ABC licenses
 - Tobacco products are examined
 - Cigarettes are stamped
 - Note if cigars are being sold
 - Following information is also noted:
 - POS system and type
 - Number of registers
 - Identify as many vendors as possible
 - Observe and note the types of items being sold

WRAP Field Audit Process (continued)

- WRAP audit and interview
 - Interview the owner or POA, verifying the following:
 - Business information
 - Store products and markup percentages
 - Sales – procedures
 - Employees
 - Payment method and bank accounts
 - Issue a subpoena if the owner is a no show or refuses to provide records
- WRAP audit procedures
 - All records provided are to be examined
 - If no records provided, the an indirect audit method may be used
 - Based on the best available information, the monthly sales will be calculated and compared to the reported sales. Include any discrepancies in the audit
 - The audit method used in the majority of WRAP audits have been
 - Actual POS records
 - Purchase Markup

WRAP - Purchase Markup

- C-Store – A standard 35% markup is applied to the purchases to calculate the total sales for the period.
 - The average of the *Food and Beverage Stores 47.80%* and *Gasoline Stations 23.29%* from the 2014 IRS Statistical Information – Nonfarm Sole-Proprietorship Statistics is 35%.
- Restaurants – 203% is used for full service, limited service, and drinking places.
- Liquor or Package Stores and Tobacco Stores - A classified markup is being calculated while conducting the audit, since a standard markup is not available.

*One Spot Disbursements for state and
non-state administered localities*

Non-state administered

ALABAMA
DEPARTMENT OF
REVENUE

DEPARTMENT OF REVENUE HOME HELP CONTACT US

≡ My Alabama Taxes

My Alabama Taxes > ONE SPOT & SSU Reports

ONE SPOT - State Partnered

Locality

ONE SPOT - Non-State Partnered

Total reported as of September 24:
\$10,592,119,217.88

Locality

From

To

Get ONE SPOT Amount

Amount

Simplified Seller's Use Tax

Total disbursements as of September 24:
\$159,869,058.07

Locality

Note: Each locality amount is shown as the gross amount reported.




State administered

ALABAMA
DEPARTMENT OF
REVENUE

DEPARTMENT OF REVENUE HOME HELP CONTACT US

☰ My Alabama Taxes

My Alabama Taxes > ONE SPOT & SSU Reports

| | | |
|--|--|---|
|  ONE SPOT - State Partnered |  ONE SPOT - Non-State Partnered |  Simplified Seller's Use Tax |
| Locality <input type="text" value="██████████"/> | Total reported as of September 24: \$10,592,119,217.88 | Total disbursements as of September 24: \$159,869,058.07 |
| From <input type="text" value="01-Jun-2006"/> | Locality <input type="text"/> | Locality <input type="text"/> |
| To <input type="text" value="30-Sep-2019"/> | | |
| <input type="button" value="Get State Partner Amount"/> | | |
| Amount <input type="text" value="36,973,342.77"/> | | |

Note: Each locality amount is shown as the net distribution amount.

Local Tax Reports for state administered localities

Distribution summary report shows

- Third party administrator similar reports are:
 - Detail payment listing
- the distribution summary for the current fiscal year
- the administrative cost and/or adjustments
- net collections
- the true administrative fee charged – lesser of the two
 - 2% cap or transactional fee
- the monies received within each week of the month
 - day 1-7
 - day 8-15
 - day 16-22
 - day 23-31

Distribution Summary Report

[REDACTED]

Please make a choice:

[Return to Main Menu](#)

| | | | |
|--------------------------|-----------------------|------------------------------------|---------------------|
| MAY 2018 | Graph | Download Text File | PDF |
| APR 2018 | Graph | Download Text File | PDF |
| MAR 2018 | Graph | Download Text File | PDF |
| FEB 2018 | Graph | Download Text File | PDF |
| JAN 2018 | Graph | Download Text File | PDF |

DISTRIBUTION SUMMARY REPORT

| | COST OPT | GROSS COLLECTIONS | ADMIN COST/ADJ. | NET COLLECTIONS | TRUE ADMIN FEE | TOTAL CHECK AMOUNTS DAY 1-7 | TOTAL CHECK AMOUNTS DAY 8-15 | TOTAL CHECK AMOUNTS DAY 16-22 | TOTAL CHECK AMOUNTS DAY 23-31 |
|------------------------|-------------|----------------------|--------------------|--------------------|----------------------|--------------------------------------|---------------------------------------|--|--|
| OCT | 1 | \$582,925.05 | \$13,131.32 | \$569,793.73 | \$11,658.50 | \$0.00 | \$20,278.10 | \$133,850.52 | \$415,665.11 |
| NOV | 1 | \$562,111.66 | \$15,361.63 | \$546,750.03 | \$11,242.24 | \$0.00 | \$32,486.74 | \$514,263.29 | \$0.00 |
| DEC | 1 | \$595,018.55 | \$6,271.74 | \$588,746.81 | \$11,900.38 | \$0.00 | \$45,809.92 | \$542,936.89 | \$0.00 |
| JAN | 1 | \$670,379.88 | \$16,478.42 | \$653,901.46 | \$13,407.60 | \$0.00 | \$28,144.17 | \$57,252.37 | \$568,504.92 |
| FEB | 1 | \$520,173.45 | \$7,314.26 | \$512,859.19 | \$10,403.47 | \$3,095.83 | \$26,173.40 | \$483,589.96 | \$0.00 |
| MAR | 1 | \$546,087.87 | \$18,708.96 | \$527,378.91 | \$10,921.76 | \$7,778.84 | \$22,567.47 | \$495,492.71 | \$1,539.89 |
| APR | 1 | \$663,194.34 | \$8,743.78 | \$654,450.56 | \$13,263.88 | \$0.00 | \$26,704.62 | \$53,986.78 | \$573,759.16 |
| MAY | 1 | \$626,901.77 | \$14,512.12 | \$612,389.65 | \$12,538.03 | \$0.00 | \$22,909.41 | \$589,480.24 | \$0.00 |
| TOTALS FOR: [REDACTED] | | \$4,766,792.57 | \$100,522.23 | \$4,666,270.34 | \$95,335.86 | \$10,874.67 | \$225,073.83 | \$2,870,852.76 | \$1,559,469.08 |

Confidential Taxpayer Information - DO NOT DISCLOSE

[Return to Menu](#)

New/closed accounts

- Third party administrator similar reports are:
 - New taxpayers
- Shows taxpayer accounts that were closed during the month
 - The taxpayer may have closed their account with the administrator; however, you may know that the taxpayer is still in operation
 - There may be a new owner that the administrator does not know about
- Shows the taxpayer accounts that were opened during the month
 - This information could be used to see if a business license needs to be issued

New Accounts and Closed Accounts During Period



Please make a choice:

[Return to Main Menu](#)

| | | |
|----------|------------------------------------|---------------------|
| MAY 2018 | Download Text File | PDF |
| APR 2018 | Download Text File | PDF |
| MAR 2018 | Download Text File | PDF |
| FEB 2018 | Download Text File | PDF |



Alabama Department of Revenue



50 North Ripley Street
Montgomery, Alabama 36132
For information call 334-242-1170

ALABAMA DEPT. OF REVENUE
SALES AND USE TAX DIVISION

COLLECTION PERIOD: [REDACTED] AUG 2019
LOCATION CODE: 9000

SCHEDULE OF NEW ACCOUNTS AND CLOSED ACCOUNTS DURING PERIOD

| TAX TYPE | ACCT NO | TAXPAYER NAME AND ADDRESS | | NEW ACCOUNTS EFFECTIVE DATE | CLOSED ACCOUNTS CLOSING DATE |
|----------|------------|--|-------|-----------------------------|------------------------------|
| ST | [REDACTED] | [REDACTED] LLC 6365 MOUNTAIN VIEW RD MONTGOMERY, AL 36117 | 36093 | 08/01/2019 | |
| ST | [REDACTED] | [REDACTED] 1507 GLENWOOD HIGHWAY MONTGOMERY, AL 36117 | 36092 | 08/13/2019 | |
| ST | [REDACTED] | [REDACTED] YELLOWHAMMER OFFICE PARK CIR MONTGOMERY, AL 36117 | 35223 | 08/26/2019 | |

Confidential Taxpayer Information - DO NOT DISCLOSE

[Return to Menu](#)

Application Support: 1-866-353-3468 or support@alabamainteractive.org
Questions about Report contents, contact ADOR at 334-242-1443 or 334-242-1499, or email
laura.reese@revenue.alabama.gov or amy.white@revenue.alabama.gov.
[Frequently Asked Questions](#)

Top 25 remittances

- Third party administrator similar reports are:
 - Top remitters
 - Top remitter decreases
 - Top remitters increase
- This report shows the top 25 remitters in the locality
- This report can be used to keep track of your top 25 remitters
 - Should a top remitter fall off the list and you know that they are still in operation, a call to the administrator could be made or a call by the locality to see why the taxpayer is no longer making tax remittances to the locality

Current Month's Top 25 Tax Remittances



Please make a choice:

[Return to Main Menu](#)

| | | | |
|--------------------------|-----------------------|------------------------------------|---------------------|
| MAY 2018 | Graph | Download Text File | PDF |
| APR 2018 | Graph | Download Text File | PDF |
| MAR 2018 | Graph | Download Text File | PDF |
| FEB 2018 | Graph | Download Text File | PDF |



Alabama Department of Revenue



50 North Ripley Street
Montgomery, Alabama 36132
For information call 334-242-1170

ALABAMA DEPT. OF REVENUE
SALES AND USE TAX DIVISION

COLLECTION PERIOD: AUG 2019
LOCATION CODE: 9999

SCHEDULE OF CURRENT MONTH'S TOP 25 REMITTANCES

| ACCOUNT NUMBER | TAXPAYER NAME AND ADDRESS | NET TAX REMIT |
|----------------|---------------------------|---------------|
| [REDACTED] | [REDACTED] | \$244,485.17 |
| [REDACTED] | [REDACTED] | \$42,187.71 |
| [REDACTED] | [REDACTED] | \$23,788.67 |
| [REDACTED] | [REDACTED] | \$15,674.76 |
| [REDACTED] | [REDACTED] | \$15,553.06 |
| [REDACTED] | [REDACTED] | \$13,268.16 |

Current month's sales to previous years

- Third party administrator similar reports are:
 - Detail payment listing
 - History and trends beneficiary
 - History and trends jurisdiction
- This list details each taxpayer making remittance for the month and comparing the amounts to what was filed the same month the year before
- This report can be used to see differences in reporting

Current Month's Sales to Previous Year's



Please make a choice:

[Return to Main Menu](#)

| | | | |
|----------|-------|--------------------|-----|
| MAY 2018 | Graph | Download Text File | PDF |
| APR 2018 | Graph | Download Text File | PDF |
| MAR 2018 | Graph | Download Text File | PDF |
| FEB 2018 | Graph | Download Text File | PDF |



Alabama Department of Revenue



50 North Ripley Street
Montgomery, Alabama 36132
For information call 334-242-1170

ALABAMA DEPT. OF REVENUE
SALES AND USE TAX DIVISION

WETUMPT
COLLECTION PERIOD: AUG 2019
LOCATION CODE: 9000

CURRENT MONTH'S SALES TO PREVIOUS YEAR'S

| ACCOUNT NUMBER | TAXPAYER NAME AND ADDRESS | | PREVIOUS YEAR | CURRENT YEAR | % CHANGE |
|----------------|---------------------------|----|---------------|--------------|----------|
| [REDACTED] | [REDACTED] NEW YORK | NY | \$6.32 | \$7.31 | 16% |
| [REDACTED] | [REDACTED] SOUTH BEND | IN | \$23.79 | \$23.79 | 0% |
| [REDACTED] | [REDACTED] BIRMINGHAM | AL | \$0.00 | \$119.36 | 100% |
| [REDACTED] | [REDACTED] OSHKOSH | WI | \$31.89 | \$12.00 | -62% |
| [REDACTED] | [REDACTED] SANDY | UT | \$7.31 | \$22.76 | 211% |

Current month's tax remittances

- Third party administrator similar reports are:
 - Monthly transaction summary
- This report shows the taxpayer remittances being made by tax type by date of deposit

Current Month's Tax Remittances

[REDACTED]

Please make a choice:

[Return to Main Menu](#)

To perform a search, enter one or more of the query parameters and press submit.

Account Number:

Taxpayer Name:

Start Date: --- ▾ ---- ▾

End Date: --- ▾ ---- ▾

or, to view data for a specific month, choose from the selections below.

| | | | | |
|----------|-------------------------|-------------------------|------------------------------------|---------------------|
| SEP 2019 | Graph 1 | Graph 2 | Download Text File | PDF |
| AUG 2019 | Graph 1 | Graph 2 | Download Text File | PDF |
| JUL 2019 | Graph 1 | Graph 2 | Download Text File | PDF |



Alabama Department of Revenue



50 North Ripley Street
Montgomery, Alabama 36132
For information call 334-242-1170

ALABAMA DEPT. OF REVENUE
SALES AND USE TAX DIVISION

COLLECTION PERIOD: OCT 2019
LOCATION CODE: [REDACTED]

CURRENT MONTH'S TAX REMITTANCES

| DEPOSIT END DATE | PERIOD COVERED | ACCOUNT NUMBER | TAXPAYER NAME AND ADDRESS | TAX REMITTED |
|------------------|----------------|----------------|-----------------------------|--------------|
| SALES TAX | | | | |
| 10/09/2019 | 12/31/2016 | 9501025042 | COOSA AUTOMOTIVE REPAIR INC | \$3.75 |
| 10/09/2019 | 11/30/2016 | 9501025042 | COOSA AUTOMOTIVE REPAIR INC | \$58.76 |

10/09/2019 Deposit Subtotal: \$62.51

[REDACTED] **: \$62.51**

Local Tax audit report

- Third party administrator similar reports are:
 - Audit activity report
- This report shows any tax remittances for audits conducted by the Department for state administered localities.

Local Tax Audit Report

Please make a choice:

[Return to Main Menu](#)

[MAY 2018](#) [Download Text File](#) [PDF](#)

[APR 2018](#) [Download Text File](#) [PDF](#)

[MAR 2018](#) [Download Text File](#) [PDF](#)

ALABAMA DEPT. OF REVENUE
SALES AND USE TAX DIVISION

COLLECTION PERIOD: MAY 2018
LOCATION CODE: [REDACTED]

LOCAL TAX AUDIT REPORT

| TAX CODE | ACCOUNT NUMBER | PERIOD COVERED | TAXPAYER NAME AND ADDRESS | POST DATE | AMOUNT REMIT |
|----------|----------------|----------------|---------------------------|------------|--------------------|
| SU | [REDACTED] | 02/41/2018 | [REDACTED] | 04/30/2018 | \$0.00 |
| SU | [REDACTED] | 02/41/2018 | [REDACTED] | 04/30/2018 | \$4.14 |
| SU | [REDACTED] | 01/35/2017 | [REDACTED] | 05/11/2017 | (\$24.83) |
| SU | [REDACTED] | 01/35/2017 | [REDACTED] | 05/11/2017 | \$24.83 |
| ST | [REDACTED] | 02/37/2018 | [REDACTED] | 04/05/2018 | \$23,793.89 |
| CU | [REDACTED] | 08/35/2016 | [REDACTED] | 03/29/2018 | \$115.94 |
| | | | | | TOTAL: \$23,913.97 |

Confidential Taxpayer Information - DO NOT DISCLOSE

Refunds approved and paid out of current month's remittances

- This report shows any refunds that have been processed by the Department and issued (deducted) from the current month's remittances

Refunds Approved and Paid Out of Current Month's Collections



Please make a choice:

[Return to Main Menu](#)

| | | |
|----------|------------------------------------|---------------------|
| MAY 2018 | Download Text File | PDF |
| APR 2018 | Download Text File | PDF |
| JAN 2018 | Download Text File | PDF |
| OCT 2017 | Download Text File | PDF |
| JUN 2017 | Download Text File | PDF |

ALABAMA DEPT. OF REVENUE
SALES AND USE TAX DIVISION

COLLECTION PERIOD: MAY 2018
LOCATION CODE: [REDACTED]

REFUNDS APPROVED AND PAID OUT OF CURRENT MONTH'S COLLECTIONS

| TAX TYPE | COVERED | ACCOUNT NUMBER | TAXPAYER NAME AND ADDRESS | REFUND AMOUNT |
|----------|------------|----------------|---------------------------|---------------|
| SU | 01/31/2017 | [REDACTED] | [REDACTED] | (\$1,069.41) |
| SU | 01/31/2017 | [REDACTED] | [REDACTED] | (\$7.49) |
| SU | 01/31/2017 | [REDACTED] | [REDACTED] | \$1,069.41 |
| SU | 01/31/2017 | [REDACTED] | [REDACTED] | \$7.49 |
| CU | 08/31/2016 | [REDACTED] | [REDACTED] | \$0.04 |
| CU | 08/31/2016 | [REDACTED] | [REDACTED] | \$0.47 |

Confidential Taxpayer Information - DO NOT DISCLOSE

[Return to Menu](#)

Annual gross sales tax report

- This report shows the gross reported sales for each taxpayer located in the locality
 - This report can be used to verify business license renewals
 - This report can be used to determine if there are missed business license monies

Annual Gross Sales Tax Report

[REDACTED]

Please make a choice:

[Return to Main Menu](#)

| | | |
|------|------------------------------------|---------------------|
| 2018 | Download Text File | PDF |
| 2017 | Download Text File | PDF |
| 2016 | Download Text File | PDF |
| 2015 | Download Text File | PDF |

[Return to Main Menu](#)

Direct Deposit Reconciliation

- Third party administrator similar reports are:
 - Reconciliation detail
 - Reconciliation summary
- This report details the deposits made into the localities bank account

Reconciliation Report



Please make a choice:

[Return to Main Menu](#)

| | | |
|----------|------------------------------------|---------------------|
| SEP 2019 | Download Text File | PDF |
| AUG 2019 | Download Text File | PDF |
| JUL 2019 | Download Text File | PDF |
| JUN 2019 | Download Text File | PDF |
| MAY 2019 | Download Text File | PDF |

RECONCILIATION REPORT SEP 2019 DEPOSITS

| LOCALITY CODE | DATE | AMOUNT | ADMIN COST/ADJ | NO OF ACCOUNTS | TOTAL |
|---------------|------------|----------|----------------|----------------|----------|
| [REDACTED] | 09/09/2019 | \$133.24 | \$0.00 | 0.0 | \$133.24 |
| [REDACTED] | 09/15/2019 | \$40.37 | \$0.00 | 0.0 | \$40.37 |
| [REDACTED] | 09/19/2019 | \$0.00 | \$0.00 | 0.0 | \$0.00 |
| TOTALS | | \$173.61 | \$0.00 | 0.0 | \$173.61 |

The administration fee assessed for SEP 2019 is \$0.00.

Local Tax Reports for non-state administered localities

- For locals that self admin some taxes and have a third party that administers other taxes for the locality, they can use the Tax Type and/or the Administered By fields to narrow down the query results to the tax type or administrator.
- Use the EFT flag to filter to just ACH Debit payments (E) or ACH Credit Payments (V) or Zero tax due (Z)
- Use Filing Date to get the return data for a certain period of time, regardless of payment method.
- Use Settlement date fields to get a single day's Debit payments or a range of dates

One Spot export file

- Provides the non-state administered localities the taxpayer information for those entities that have reported monthly taxable sales and made remittances through the One Spot filing system

ONE-SPOT Export Files

Please make a choice:

[Return to Main Menu](#)

To download the most recent ONE-SPOT Export Files, please choose from the following:

| Date | Returns File | Payments File | Debits File |
|------------|-----------------------|--------------------|---------------------|
| 09/23/2019 | NSA7026190923 TXT CSV | 7026190923 TXT CSV | D7026190923 TXT CSV |
| 09/20/2019 | NSA7026190920 TXT CSV | 7026190920 TXT CSV | D7026190920 TXT CSV |
| 09/19/2019 | NSA7026190919 TXT CSV | 7026190919 TXT CSV | D7026190919 TXT CSV |
| 09/18/2019 | NSA7026190918 TXT CSV | 7026190918 TXT CSV | D7026190918 TXT CSV |
| 09/17/2019 | NSA7026190917 TXT CSV | 7026190917 TXT CSV | D7026190917 TXT CSV |
| 09/16/2019 | NSA7026190916 TXT CSV | 7026190916 TXT CSV | D7026190916 TXT CSV |

Or search for older files by specifying a date range below (maximum 7 days):

List files From: To: (ex. mm/dd/yyyy)

The reference document for return codes [can be downloaded here](#)

To perform a search, enter one or more of the query parameters and click 'Submit'.

ADOR or Jurisdiction Account Number:

Name:

Tip: Use the * character to expand your search.
For instance, type SAFARI* to match names like "SAFARI INTERNATIONAL" or "SAFARI INC"
If you need to find all taxpayer names that contain the word "SAFARI", type *SAFARI

Return or Payment Confirmation Number:

Tax Type:

Administered By:

Payment Status:

Payment Amount:

EFT Flag:

Locality:

Filing Date From: To: (ex. mm/dd/yyyy)

Settlement Date From: To: (ex. mm/dd/yyyy)

[Return to Main Menu](#)

Application Support: 1-866-353-3468 or support@alabamainteractive.org
Questions about Report contents, contact ADOR at 334-242-1443 or 334-242-1499, or email laura.reese@revenue.alabama.gov or amy.white@revenue.alabama.gov.
[Frequently Asked Questions](#)

The file template can be found on our web page:

Local Governments' Links

Business information tailored for city and county governments in Alabama for remittance compliance and reporting. Obtain forms and information on registering state boards and agencies that regulate licensing of businesses or occupations.

| | |
|--|--|
| Administrative Services ✓ | Online Reports ✓ |
| Forms & Information ✓ | ONE SPOT Information ✓ |
| Local Tax Liaisons ✓ | Municipal Business License ✓ |
| Simplified Sellers Use ✓ | Tax Guidance for Contractor Sublease ✓ |
| SSUT Disbursement Report ✓ | |

Removing the option for counties and municipalities to charge interest at the rate of one percent (1%) per month. The applicable interest rate to be charged by or due from the county/municipality shall be determined pursuant to §40-1-44.

Frequently Asked Questions

ONE SPOT Conference Call Summaries

To search the summary, open the document and press Ctrl+F

- [September 13, 2019](#)
- [July 9, 2019](#)
- [June 11, 2019](#)
- [2019 Combined Summaries](#)
- [2018 Combined Summaries](#)
- [May 9, 2018 – OS Advisory Committee Meeting Minutes](#)
- [2017 Combined Summaries](#)
- [2016 Combined Summaries](#)
- [2015 Combined Summaries](#)
- [2013-2014 Combined Summaries](#)

Return & Payment Export File Layouts – As Updated

- [Export Layout – June 9, 2014](#)
- [Export Layout – October 1, 2018](#)
- [Return & Payment File Import Template](#)
 - Save this Excel template to your computer as an “Excel Macro-Enabled Template (*.xltn)” file. When you save it as any other type of Excel file, it disables the macros in the template and will not work properly in the future. Use it to open your return and payment information files from MAT if you do not have another system to view the information.

Demonstrations

- [MAT Demos for Local Governments](#) **New**
 - [Demo to Assist New Taxpayers](#)
 - [Demo to Assist Current Taxpayers With Adding an Additional Locality’s Tax to the ONE SPOT Return](#)
- [Export, Reports & Search System](#)

| A | | B | | C | | D | | E | | F | | G | | H | |
|----|---|---|--------------------------------------|---|-----------------------------|---|--------|---|------------------------------|---|--------|---|--|---|--|
| 1 | Import File(s) | | OneSpot Return & Payment File Import | | | | | | | | | | | | |
| 2 | | | | | | | | | | | | | | | |
| 3 | Beginning Transaction Date | | Ending Transaction Date | | Only Import Code: | | | | | | | | | | |
| 4 | 7/1/2013 | | 12/31/9999 | | 0000 | | | | | | | | | | |
| 5 | | | | | | | | | | | | | | | |
| 6 | | | | | | | | | | | | | | | |
| 7 | Files Imported: | | | | # of Rows From Returns File | | Amount | | # of Rows From Payments File | | Amount | | | | |
| 8 | | | ACH Debit Method | | 0 | | 0.00 | | 0 | | 0.00 | | | | |
| 9 | | | Int'l ACH Transaction (IAT) | | 0 | | 0.00 | | 0 | | 0.00 | | | | |
| 10 | | | ACH Credit Method | | 0 | | 0.00 | | XXXX | | XXXX | | | | |
| 11 | | | Zero Tax Due | | 0 | | 0.00 | | XXXX | | XXXX | | | | |
| 12 | | | Total | | 0 | | 0.00 | | 0 | | 0.00 | | | | |
| 13 | | | | | | | | | | | | | | | |
| 14 | To import the return and payment files click the "Import File(s)" button above. Multiple files can be selected at | | | | | | | | | | | | | | |
| 15 | once by holding down the "Ctrl" or the "Shift" key while selecting the files. To select all files in a | | | | | | | | | | | | | | |
| 16 | folder press "Ctrl + A". If the "Import File(s)" button does not work, make sure macros are enabled. | | | | | | | | | | | | | | |
| 17 | | | | | | | | | | | | | | | |
| 18 | To limit the data import to a specific range of transaction dates change the dates in the Beginning Transaction Date | | | | | | | | | | | | | | |
| 19 | and Ending Transaction Date fields above. Leave them at their default values to import all records in the file. | | | | | | | | | | | | | | |
| 20 | | | | | | | | | | | | | | | |
| 21 | All return data will be placed on the Returns Tab . All positive payments will be placed on the Payments | | | | | | | | | | | | | | |
| 22 | tab and all negative payments will be placed on the DishonoredPayments tab. | | | | | | | | | | | | | | |
| 23 | If you don't see the tabs at the bottom of the screen you may need to maximize this window. | | | | | | | | | | | | | | |
| 24 | | | | | | | | | | | | | | | |
| 25 | During the import, the program matches the payment information to the return information by copying | | | | | | | | | | | | | | |
| 26 | the payments from the payments file to columns AS (Payments) and AT (DishonoredPayments) on the Returns Tab. | | | | | | | | | | | | | | |
| 27 | The payments and returns are matched using the Locality Code, Jurisdiction Account Number, Return Confirmation Number, | | | | | | | | | | | | | | |
| 28 | Tax Type, Rate Type and Amount. | | | | | | | | | | | | | | |
| 29 | | | | | | | | | | | | | | | |
| 30 | If you want to import only a certain locality code enter that code in the "Only Import Code:" field above. To import all | | | | | | | | | | | | | | |
| 31 | localities that are in the return and payment files leave the value at "0000". | | | | | | | | | | | | | | |
| 32 | | | | | | | | | | | | | | | |
| 33 | | | | | | | | | | | | | | | |
| 34 | | | | | | | | | | | | | | | |
| 35 | | | | | | | | | | | | | | | |
| 36 | | | | | | | | | | | | | | | |
| 37 | | | | | | | | | | | | | | | |
| 38 | | | | | | | | | | | | | | | |
| 39 | | | | | | | | | | | | | | | |
| 40 | | | | | | | | | | | | | | | |
| 41 | | | | | | | | | | | | | | | |

Import Returns Payments DishonoredPayments +

| A | | B | | C | | D | | E | | F | | G | | H | |
|----|--|----------------------------|--|--------------------------------------|--|-----------------------------|--|----------|--|------------------------------|--|----------|--|---|--|
| 1 | | Import File(s) | | OneSpot Return & Payment File Import | | | | | | | | | | | |
| 2 | | | | | | | | | | | | | | | |
| 3 | | Beginning Transaction Date | | Ending Transaction Date | | Only Import Code: | | | | | | | | | |
| 4 | | 7/1/2013 | | 12/31/9999 | | 0000 | | | | | | | | | |
| 5 | | | | | | | | | | | | | | | |
| 6 | | | | | | | | | | | | | | | |
| 7 | | Files Imported: | | | | # of Rows From Returns File | | Amount | | # of Rows From Payments File | | Amount | | | |
| 8 | | 000000000.txt | | ACH Debit Method | | 32 | | 9,627.85 | | 49 | | 4,416.04 | | | |
| 9 | | 000000000.txt | | Int'l ACH Transaction (IAT) | | 0 | | 0.00 | | 0 | | 0.00 | | | |
| 0 | | 000000000.txt | | ACH Credit Method | | 0 | | 0.00 | | XXXX | | XXXX | | | |
| 1 | | 000000000.txt | | Zero Tax Due | | 49 | | 0.00 | | XXXX | | XXXX | | | |
| 2 | | 000000000.txt | | Total | | 81 | | 9,627.85 | | 49 | | 4,416.04 | | | |
| 3 | | | | | | | | | | | | | | | |
| 4 | | | | | | | | | | | | | | | |
| 5 | | | | | | | | | | | | | | | |
| 6 | | | | | | | | | | | | | | | |
| 7 | | | | | | | | | | | | | | | |
| 8 | | | | | | | | | | | | | | | |
| 9 | | | | | | | | | | | | | | | |
| 10 | | | | | | | | | | | | | | | |
| 11 | | | | | | | | | | | | | | | |
| 12 | | | | | | | | | | | | | | | |
| 13 | | | | | | | | | | | | | | | |
| 14 | | | | | | | | | | | | | | | |
| 15 | | | | | | | | | | | | | | | |
| 16 | | | | | | | | | | | | | | | |
| 17 | | | | | | | | | | | | | | | |
| 18 | | | | | | | | | | | | | | | |

To import the return and payment files click the "Import File(s)" button above. Multiple files can be selected at once by holding down the "Ctrl" or the "Shift" key while selecting the files. To select all files in a folder press "Ctrl + A". If the "Import File(s)" button does not work, make sure macros are enabled.

To limit the data import to a specific range of transaction dates change the dates in the **Beginning Transaction Date** and **Ending Transaction Date** fields above. Leave them at their default values to import all records in the file.

All return data will be placed on the **Returns** Tab. All positive payments will be placed on the **Payments** tab and all negative payments will be placed on the **DishonoredPayments** tab. If you don't see the tabs at the bottom of the screen you may need to maximize this window.

During the import, the program matches the payment information to the return information by copying the payments from the payments file to columns AS (Payments) and AT (DishonoredPayments) on the Returns Tab. The payments and returns are matched using the Locality Code, Jurisdiction Account Number, Return Confirmation Number, Tax Type, Rate Type and Amount.

Updated WRAP Statistics

Collections

as of 11/25/19

| WRAP Unit | |
|--|------------------------|
| Number of Inquiry Letters mailed | 1,666 |
| Number of inquiry letters paid | 123 |
| Amount paid | \$ 309,601.23 |
| Number of billing letters mailed | 740 |
| Number of billing letters paid | 468 |
| Amount paid - State | \$ 993,002.64 |
| Amount paid - Local | \$ 42,395.52 |
| Amended returns | \$ 23,610.72 |
| Total Collected: | \$ 1,368,610.11 |
| Field | |
| Field audits conducted | 408 |
| Assessed Field Audit liability | \$ 28,484,540.00 |
| Field audits collected | 146 |
| Collected Field Audit liability | \$ 2,358,381.82 |
| Consumers Use | \$ 4,646.61 |
| Local Tax | \$ 210,255.43 |
| Lodgings Tax | \$ 4,958.84 |
| Prepaid Wireless | \$ 10,184.88 |
| State Tax | \$ 2,128,336.06 |
| Total Collected (WRAP Unit & Field) | \$ 3,726,991.93 |

Average Collections

| Average Collections | |
|--|-----------------|
| Total payments received by the WRAP Unit | \$ 1,065,382.11 |
| Number of Paid Inquiries (inquiry, billing, amended returns) | 477 |
| Average Collections | \$ 2,233.51 |
| | |
| Total payments received as a result of WRAP Field Audits | \$ 1,947,358.02 |
| Number of Paid Inquiries (inquiry, billing, amended returns) | 135 |
| Average Collections | \$ 14,424.87 |

Average Inquiry Letters

| Averages - Inquiry Letters | |
|--------------------------------------|-----------------|
| Number of Inquiries mailed | 1,666 |
| Estimated Taxes Due - Inquiry Letter | \$ 3,947,636.56 |
| Average | \$ 2,369.53 |
| Number of Inquiries paid | 123 |
| Paid Inquiry - Amount Collected | \$ 309,601.23 |
| Average | \$ 2,517.08 |
| Number of Inquiries Cancelled | 482 |
| Cancelled Inquiry - Amount | \$ 1,382,232.60 |
| Average | \$ 2,867.70 |
| Number of Inquiries Billed - State | 740 |
| Collected | \$ 1,938,403.30 |
| Average | \$ 2,619.46 |
| Number of Inquiries Billed - Local | 30 |
| Collected | \$ 42,395.52 |
| Average | \$ 1,413.18 |
| Number of Inquiries Amended - State | 4 |
| Collected | \$ 18,738.31 |
| Average | \$ 4,684.58 |
| Number of Inquiries Billed - Local | 1 |
| Collected | \$ 4,872.41 |
| Average | \$ 4,872.41 |

Change in Behavior

| WRAP Field Audits | | | | | | | | | | | | |
|----------------------------------|---|----------------------------------|----------------------|--------------------------------|---|------------------------|--|--|--|--|--|--|
| Average Reported Taxable Measure | Post Audit Average Taxable Measure | Average Taxable Measure Increase | Audit Count | Average Tax Increase (Monthly) | Projected Monthly Revenue Increase (Audit Count * Average Tax Increase) | For the 6 month period | Projected change in behavior (12 months) | Projected change in behavior (24 months) | Projected change in behavior (36 months) | Projected change in behavior (48 months) | Projected change in behavior (60 months) | Projected change in behavior (72 months) |
| \$36,176.75 | \$51,991.89 | \$15,815.14 | 221 | \$632.61 | \$139,806.81 | \$838,840.86 | \$1,677,681.72 | \$3,355,363.44 | \$5,033,045.16 | \$6,710,726.88 | \$8,388,408.60 | \$10,066,090.32 |
| WRAP Inquiry Letters | | | | | | | | | | | | |
| Average Reported Taxable Measure | Post Inquiry Letter Average Taxable Measure | Average Taxable Measure Increase | Inquiry Letter Count | Average Tax Increase (Monthly) | Projected Monthly Revenue Increase (Inquiry Count * Average Tax Increase) | For the 6 month period | Projected change in behavior (12 months) | Projected change in behavior (24 months) | Projected change in behavior (36 months) | Projected change in behavior (48 months) | Projected change in behavior (60 months) | Projected change in behavior (72 months) |
| \$40,612.04 | \$46,390.66 | \$5,778.62 | 842 | \$231.14 | \$194,619.88 | \$1,167,719.28 | \$2,335,438.56 | \$4,670,877.12 | \$7,006,315.68 | \$9,341,754.24 | \$11,677,192.80 | \$14,012,631.36 |
| Total | \$76,788.79 | \$98,382.55 | 1,063 | \$863.75 | \$334,426.69 | \$2,006,560.14 | \$4,013,120.28 | \$8,026,240.56 | \$12,039,360.84 | \$16,052,481.12 | \$20,065,601.40 | \$24,078,721.68 |

Contact information:

Lee Ann Rouse, Manager

Special Projects

334-353-8411 desk

251-508-7669 cell

Leeann.rouse@revenue.alabama.gov

WRAP Unit

WRAP Unit

334-353-0440

Lori Price, Manager

334-353-7868

Lori.price@revenue.alabama.gov

Local Tax Unit

Laura Reese, Manager

334-242-1443

Laura.reese@revenue.alabama.gov