

# Specimen Label



# Milestone<sup>®</sup> VM

## Specialty Herbicide

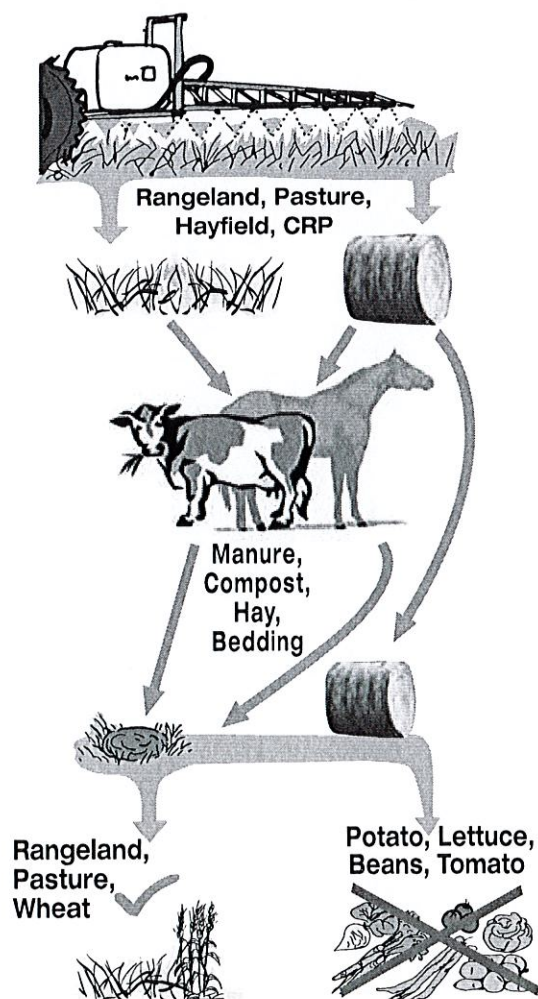
©Trademark of Dow AgroSciences LLC

For control of susceptible weeds and certain woody plants, including many invasive and noxious weeds, on non-cropland areas including industrial sites, rights-of-way (such as roadsides, electric utility and communication transmission lines, pipelines, and railroads), non-irrigation ditch banks, natural areas (such as wildlife management areas, wildlife openings, wildlife habitats, recreation areas, campgrounds, trailheads and trails), and grazed areas in and around these sites.

### IMPORTANT ADVISORY TO PREVENT INJURY TO DESIRABLE PLANTS

- It is mandatory to follow the **"Use Precautions and Restrictions"** section of this product label.
- Carefully read the section **"Plant Residues or Manure."**
- Manure and urine from animals consuming treated grass or hay may contain enough aminopyralid to cause injury to sensitive broadleaf plants.
- Inform the recipient of hay or manure from animals grazing pastures or feeding on hay from areas treated with aminopyralid of the label use precautions and restrictions.
- Consult with a Dow AgroSciences representative if you do not understand the "Use Precautions and Restrictions".  
**Call [1-(800) 263-1196]**  
**Customer Information Group.**

### Hay and Manure Management





Not For Sale, Distribution, or Use in New York State.

GROUP	4	HERBICIDE
-------	---	-----------

Active Ingredient:

Triisopropanolammonium salt of 2-pyridine carboxylic acid, 4-amino-3,6-dichloro-.....	40.6%
Other Ingredients .....	59.4%
Total.....	100.0%

Acid Equivalent: aminopyralid (2-pyridine carboxylic acid, 4-amino-3,6-dichloro-) - 21.1% - 2 lb/gal

EPA Reg. No. 62719-537

## Keep Out of Reach of Children




# CAUTION

Refer to inside of label booklet for Directions for Use.

**Notice:** Read the entire label. Use only according to label directions. Before using this product, read **Warranty Disclaimer, Inherent Risks of Use, and Limitation of Remedies** at end of label booklet. If terms are unacceptable, return at once unopened.

In case of emergency endangering health or the environment involving this product, call 1-800-992-5994.

Agricultural Chemical: Do not ship or store with food, feeds, drugs or clothing.

<b>1 - Tip</b>  <p>Tilt container to angle as shown and fill head to desired amount - use vertical scale for measuring. Container should be closed.</p>	<b>2 - Level</b>  <p>Hold container up-right and check the amount for accuracy. Add or subtract as needed, using pour-back scale as guide.</p>	<b>3 - Dispense</b>  <p>Remove cap on head and pour into sprayer or other devices. No fluid will pour from the main container. Replace cap for storage in sealed condition.</p>
--	---	--

## Precautionary Statements

### Hazards to Humans and Domestic Animals

# CAUTION

**Causes Moderate Eye Irritation**

**Avoid contact with eyes or clothing.**

### Personal Protective Equipment (PPE)

**Applicators and other handlers must wear:**

- Long-sleeved shirt and long pants
- Shoes plus socks

Follow manufacturer's instructions for cleaning/maintaining PPE. If no such instructions for washables, use detergent and hot water. Keep and wash PPE separately from other laundry.

## User Safety Recommendations

Users should:

- Wash hands before eating, drinking, chewing gum, using tobacco or using the toilet.

## First Aid

**If in eyes:** Hold eye open and rinse slowly and gently with water for 15-20 minutes. Remove contact lenses, if present, after the first 5 minutes, then continue rinsing. Call a poison control center or doctor for treatment advice.

## First Aid (Cont.)

Have the product container or label with you when calling a poison control center or doctor or going for treatment. You may also contact 1-800-992-5994 for emergency medical treatment information

## Environmental Hazards

Do not apply directly to water, to areas where surface water is present or to intertidal areas below the mean high water mark. Do not contaminate water when disposing of equipment washwater or rinsate.

## Directions for Use

It is a violation of Federal law to use this product in a manner inconsistent with its labeling.

Read all Directions for Use carefully before applying.

Do not apply this product in a way that will contact workers or other persons, either directly or through drift. Only protected handlers may be in the area during application. For any requirements specific to your State or Tribe, consult the agency responsible for pesticide regulation.

Not For Sale, Distribution, or Use in New York State.

**Entry Restrictions:** For applications on non-cropland areas, do not enter or allow worker entry into treated areas until sprays have dried.

## Storage and Disposal

Do not contaminate water, food, feed or fertilizer by storage or disposal. Open dumping is prohibited.

**Pesticide Storage:** If this product is exposed to subfreezing temperatures, the active ingredient may crystallize and settle out of solution. Under these conditions the product should be warmed to at least 40°F and agitated well to dissolve any crystallized active ingredient prior to use.

**Pesticide Disposal:** Wastes resulting from the use of this product may be disposed of on site or at an approved waste disposal facility.

### Nonrefillable containers 5 gallons or less:

**Container Handling:** Nonrefillable container. Do not reuse or refill this container. Offer for recycling if available, or puncture and dispose of in a sanitary landfill, or by incineration, or by other procedures allowed by state and local authorities.

Triple rinse or pressure rinse container (or equivalent) promptly after emptying. **Triple rinse** as follows: Empty the remaining contents into application equipment or a mix tank and drain for 10 seconds after the flow begins to drip. Fill the container 1/4 full with water and recap. Shake for 10 seconds. Pour rinsate into application equipment or a mix tank or store rinsate for later use or disposal. Drain for 10 seconds after the flow begins to drip. Repeat this procedure two more times. **Pressure rinse** as follows: Empty the remaining contents into application equipment or a mix tank and continue to drain for 10 seconds after the flow begins to drip. Hold container upside down over application equipment or mix tank and continue to drain for 10 seconds after the flow begins to drip. Hold container upside down over application equipment or mix tank or collect rinsate for later use or disposal. Insert pressure rinsing nozzle in the side of the container, and rinse at about 40 psi for at least 30 seconds. Drain for 10 seconds after the flow begins to drip.

### Refillable containers larger than 5 gallons:

**Container Handling:** Refillable container. Refill this container with pesticide only. Do not reuse this container for any other purpose. Cleaning the container before final disposal is the responsibility of the person disposing of the container. Cleaning before refilling is the responsibility of the refiller. To clean the container before final disposal, empty the remaining contents from this container into application equipment or a mix tank. Fill the container about 10% full with water. Agitate vigorously or recirculate water with the pump for two minutes. Pour or pump rinsate into application equipment or rinsate collection system. Repeat this rinsing procedure two more times.

### Nonrefillable containers larger than 5 gallons:

**Container Handling:** Nonrefillable container. Do not reuse or refill this container. Offer for recycling if available, or puncture and dispose of in