

**BID SUBMITTAL FORM**  
**Alabama County Joint Bid Program**  
**BID ITEM – ASPHALT MILLING ATTACHMENT - OPTION A – 30/42 INCH**

Company Name: Asphalt Zipper, Inc.

Address: 310 West 700 South  
Pleasant Grove, UT 84062

Bid Submitted by: Dave Fokken  
(Name of company representative)

Title: Vice President of Sales E-mail address: davef@asphaltzipper.com

Phone: 801-847-3220 Fax: 801-847-3250

By submitting this bid, we agree:

The equipment model number identified below meets the bid specs for this bid item

Initials

DF

That the bid price will be honored for all counties for the period from Jan. 1, 2022 to Dec. 31, 2022.

DF

The equipment will be delivered at the bid price to all counties participating in the joint bid program

DF

The company representative listed above will be the contact person for purchasing this bid item under the joint bid program

DF

The bid is accompanied by a current catalog or model specification document for the model number identified below

DF

The bid is accompanied by a copy of the manufacturer's standard warranty as required in the bid specifications

DF

The bid includes the e-verify documentation required by Alabama law

DF

If awarded the bid, a performance bond will be provided upon request

DF

The bid documents include the **Manufacturer's Suggested Retail Price Sheet (MSRP) for the Standard Machine**

DF

**BID SUBMITTAL FORM: OPTION COST SHEET  
ASPHALT MILLING ATTACHMENT - OPTION A – 30/42 INCH**

By submitting this bid, we agree:

To offer any available options at the percent difference between the Manufacturer's Suggested Retail Price Sheet and the actual bid price on the Standard Machine\*


d&F

The bid documents include the Manufacturer's Suggested Retail Price Sheet (MSRP) with **any available Options** for the Standard Machine

d&F

Equipment Model #: 300X (30"), 420X (42")

Description: 30"/42" Asphalt Milling Attachment with trailer

Signature of company representative submitting bid: 

Title: Vice President of Sales

**\*Note:** The percent difference between the **Manufacturer's Suggested Retail Price Sheet (MSRP)** for the standard machine as specified by these **Bid Specifications** and the actual price bid by the vendor will be calculated to determine the percentage discount to be applied to any available options. The bid price of the freight preparation, delivery cost shall be excluded in determining the percentage discount to be applied to available options. Any individual county may choose to add any available option to the standard machine at the percentage discount at the time of purchase.

## ASPHALT MILLING ATTACHMENT - OPTION A - 30 Inch


Total Bid Price for Standard Machine: \$ 146,485.00 (Tier 4)  
(Total Bid Price for Standard Machine Includes Freight Preparation, Delivery and Standard Warranty Costs) \*

Freight Preparation and Delivery: \$ 3016.00  
(Included in Standard Machine Bid Price)

Manufacturer's Suggested Retail Price for Standard Machine: \$ 151,020.00

Equipment Model #: 300X

Description: 30" Asphalt Milling Attachment with Trailer

Signature of company representative submitting bid: 

Title: Vice President of Sales

## ASPHALT MILLING ATTACHMENT - OPTION A - 42 Inch


Total Bid Price for Standard Machine: \$ 159,855.00 (Tier 4)  
(Total Bid Price for Standard Machine Includes Freight Preparation, Delivery and Standard Warranty Costs) \*

Freight Preparation and Delivery: \$ 3295.00  
(Included in Standard Machine Bid Price)

Manufacturer's Suggested Retail Price for Standard Machine: \$ 164,800.00

Equipment Model #: 420X

Description: 42" Asphalt Milling Attachment with trailer

Signature of company representative submitting bid: 

Title: Vice President of Sales

\* **NOTE:** Award will be made based on the total cost of the **Standard Machine**. The total cost of the standard machine is to include the freight preparation, delivery and standard warranty cost. Freight preparation, delivery will be excluded from the total bid price of the standard machine in determining the percentage discount for any available options.



# BID SPECIFICATIONS FOR ASPHALT MILLING ATTACHMENT - OPTION A

## GENERAL

These specifications shall be construed as the minimum acceptable standards for a diesel-powered portable asphalt milling-recycling attachment, which attaches to the front of a backhoe/loader by way of the bucket, and shall be complete with a trailer specifically designed to transport the unit from one job to the next. Should the manufacturer's current published data or specifications exceed these standards, the manufacturer's standards shall be considered minimum and shall be furnished. All integral parts not specifically mentioned in the scope of these specifications that are necessary to provide a complete working unit shall be furnished. Additionally, the machine offered for bid shall include all standard manufacturer's equipment. The portable asphalt milling-recycling attachment must be a new current production model and must meet all current EPA and other Federal standards.

The use of specific names and numbers in the specifications is not intended to restrict the bidder or any seller or manufacturer, but is intended solely for the purpose of indicating the type, size and quality of equipment considered best adapted to the uses of counties participating in this joint bid.

## BID SUBMITTAL FORM

Each bidder must submit his or her bid on the Bid Submittal Form included in the invitation to bid package. All written warranties to be submitted shall be attached to the Bid Submittal Form.

## BID PRICE

The price bid shall include all destination charges, delivery charges, title fees, rebates, and all other applicable costs and refunds.

## MANUALS

Each unit shall be provided with one (1) copy of the operator's / owner's manual. Units will not be accepted for delivery until the manual as outlined above is received by the purchaser.

## WARRANTY

Units purchased under this specification shall be warranted against defects in materials and workmanship for a period of not less than one (1) year or unlimited hours, whichever occurs first, from date of delivery to customer. Items thought to be defective will be returned to factory prepaid to be repaired or replaced.

YES <input checked="" type="checkbox"/> NO
PG # <u>1,2,3</u>
Attachment <u>Spec</u>

**ENGINE**

Water cooled, four (4) cylinder tier 4 turbo diesel developing 121 hp and 369ft./lbs. of torque at rated RPM (30 inch), 173 hp and 457ft./lbs. (42 inch).

YES <input checked="" type="checkbox"/> NO
PG # 1, 3

Shall be equipped with 12-volt electrical system including starter, battery, wiring harness, and alternator. Alternator shall produce 13.5 volts and 135 amps.

YES <input checked="" type="checkbox"/> NO
PG # 1

Fuel tank shall have a capacity of no less than 18 U.S. Gallons. Radiator cooling system shall be protected to -20 degrees F with ethylene glycol type antifreeze in compliance with engine manufacturer's specifications.

YES <input checked="" type="checkbox"/> NO
PG # 1

Unit shall be equipped with engine manufacturer's approved air cleaner, oil, and fuel filters, adequate exhaust system, and all necessary gauges and equipment for efficient operation including tachometer, oil pressure, engine oil temperature, belt tension indicator, skid foot down pressure indicator, and hydraulic filter back pressure.

YES <input checked="" type="checkbox"/> NO
PG # 1

Unit shall contain an engine management shut-down system that includes: low oil pressure shut down, high oil temperature fault, low voltage indication warning, fan belt breakage fault, hour meter, and starter protection lockout.

YES <input checked="" type="checkbox"/> NO
PG # 1

**CONTROL AND INSTRUMENT PANEL**

Shall be remote type, which shall be in the cab of the backhoe/loader to allow the operator to monitor engine functions without leaving the cab.

YES <input checked="" type="checkbox"/> NO
PG # 1

Unit shall include engine fluid temperature, oil pressure, fuel level, and tachometer.

YES <input checked="" type="checkbox"/> NO
PG # 1

Unit shall include emergency stop button. Unit shall include controls for depth, engine speed, and bucket clamping.

YES <input checked="" type="checkbox"/> NO
PG # 1, 2

Unit shall include indicators for belt tension and skid foot down pressure.

YES <input checked="" type="checkbox"/> NO
PG # 1

Wireless Remote Control: The unit shall have a wireless remote control consisting of a receiver and hand-held transmitter that will be able to control engine speed, depth of cut and will also be able to shut off up to 50ft.

YES <input checked="" type="checkbox"/> NO
PG # 2

**CUTTER HEAD ASSEMBLY**

Assembly shall be securely attached to the machine's main frame, enclosed by heavy-duty cowling.

YES <input checked="" type="checkbox"/> NO
PG # 1

Unit shall be equipped with a hatch to allow inspection and maintenance of the cutter head.

YES <input checked="" type="checkbox"/> NO
PG # 2

Unit shall have a maximum cutting depth of approximately 10" (ten inches).

YES <input checked="" type="checkbox"/> NO
PG # 1

Unit shall have a standard cutting width of 30" (thirty inches) or 42" (forty-two inches).

YES <input checked="" type="checkbox"/> NO
PG # 1,3

Shall have a minimum of 98 carbide tipped, 19mm shank, snap-in bits with spring-steel full sleeve retainers and washers.

YES <input checked="" type="checkbox"/> NO
PG # 1

The cutter head and housing shall be designed so that only pulverized materials leave the cutter head assembly.

YES <input checked="" type="checkbox"/> NO
PG # 1

Access hatch: Shall be equipped with a hatch on the dome to allow inspection and maintenance of cutter head. Hatch shall have an electrical safety interlock that will prevent the engine from running or starting while the hatch is in the open position.

YES <input checked="" type="checkbox"/> NO
PG # 2

**CUTTER HEAD DRIVE**

The power from the engine shall be transmitted to the cutter head through a power take-off system and V-belts to a planetary reduction gearbox at the cutter head drum.

YES <input checked="" type="checkbox"/> NO
PG # 1

Drive belt tension shall be regulated by the use of an idler wheel and hydraulic cylinder. The proper belt tension shall be monitored by a gauge mounted on the machine frame and visible to the operator on the ground.

YES <input checked="" type="checkbox"/> NO
PG # 1

**MOUNTING SYSTEM**

Unit shall be designed and recommended by the manufacturer to attach to the front bucket of loader/backhoe with a gross operating weight of at least 18,000 lbs. (30 inch) and 20,000 lbs. (42 inch).

YES <input checked="" type="checkbox"/> NO
PG # 2,3



Unit shall have hydraulically actuated pressure bucket clamping system.

YES <input checked="" type="checkbox"/> NO
PG # 2

Attachment system shall allow the backhoe/loader to load and unload the machine from its transport trailer. All necessary parts and accessories required for attachment to the backhoe/loader shall be furnished.

YES <input checked="" type="checkbox"/> NO
PG # 2

**Active Hydraulic System:**

The machine shall be equipped with a hydraulic system consisting of a hydraulic gear pump that is engine powered by an auxiliary drive adapter, reservoir, pressure side filter, hydraulic manifold with motor center valves, lines and two cylinders to actuate and control depth of cut. All hydraulic fittings shall be leak free and O-ring face seal or O-ring boss design. Hydraulic fluid shall be dyed red to distinguish it from other engine fluids. The reservoir shall hold at least four U.S. gallons of hydraulic fluid.

YES <input checked="" type="checkbox"/> NO
PG # 1, 2

**Outer Frame:**

The frame shall allow continuous actuated control in cutting depth from 0 to 10 inches. This frame shall rest on ski wear plates that provide distributed support for the machine during operation. The frame shall have improved side shielding that provides for better material containment, reducing the amount of debris that could be ejected from the dome. The frame shall also allow for new material such as crushed gravel or emulsions to be mixed with the pulverized asphalt.

YES <input checked="" type="checkbox"/> NO
PG # 2

**WEIGHT**

Milling/trenching/recycling machine (without trailer) shall have an approximate dry weight of 5,400 pounds (30 inch), 5,700 pounds (42 inch).

YES <input checked="" type="checkbox"/> NO
PG # 2, 3

**ADDITIONAL EQUIPMENT**

Tools for changing cutter bits and a supply of 25 extra carbide bits and 5 extra blocks shall be provided. Two safety chains with latching hooks shall be included.

YES <input checked="" type="checkbox"/> NO
PG # 2

**COLOR**

Units shall be primed and painted with factory standard colors. Shall include manufacturer's standard warning, safety, and instructional decals. Shall have identification serial number decal.

YES <input checked="" type="checkbox"/> NO
PG # 2

**TRAINING**

The successful bidder shall furnish qualified personnel to instruct operators and service technicians on operation and maintenance of units purchased under this specification. Up to four hours of training in the correct use and maintenance of the machine will be given at time of delivery.

YES <input checked="" type="checkbox"/> NO
PG # 3

## Specifications

### 420X (42") Portable Asphalt Reclaiming / Trenching Machine with Custom Transport / Storage Trailer and Option for 300X (30") Version

- 1. General:** This specification shall cover a diesel powered portable asphalt reclaiming / trenching machine that attaches to the front bucket of a backhoe or small wheel loader.
- 2. Engine:** Water-cooled, four-cylinder Tier IV Final EPA compliant, electronically controlled 3.8 liter turbo diesel engine developing 173 hp at rated RPM and generating 457 foot pounds of peak torque. Engine shall be equipped with a remote throttle and an exhaust system with muffler. Shall be equipped with 12-volt electrical system including starter, battery, wiring harness, and alternator. Shall be equipped with an engine management system that includes low oil pressure shutdown, high coolant temperature shutdown, hour meter, and starter protection lockout. Battery shall be maintenance free with top mounted, threaded posts and shall provide no less than 1,000 cold cranking amps at 0 degrees F. Alternator shall produce 13.5 volts and 135 amps. Shall be equipped with engine manufacturer's approved 2-element air cleaner, oil and fuel filters. Fuel tank shall have a capacity of no less than 18 U.S. Gallons. Radiator cooling system shall be protected to -20° F with ethylene glycol type antifreeze in compliance with engine manufacturer's specifications.
- 3. Engine Instrument Panel:** Shall be a wired remote type, which is placed in the cab of the loader to allow the loader operator to monitor engine functions without leaving the cab. Shall include engine emergency stop (E-Stop) control, clutch disengage & engine idle down, and a digitally controlled multifunction display panel that can selectively indicate, at a minimum: fuel level, engine hours, percent engine load, engine oil pressure, system voltage, engine speed, and engine coolant temperature.
- 4. Control Panel:** Shall be equipped with an operator control panel located on the belt cage side of machine which allows machine operator to control depth of cut, engine speed, hydraulic clutch engage & disengage, water pump on/off, and bucket clamping as well as indicators for belt tension, clutch pressure, and skid foot down pressure on curb side of machine away from traffic. A key switch to control engine start, run and shutoff will also be mounted on this panel as well as an emergency stop switch.
- 5. Cutter Head Assembly:** Shall be securely attached to the machine's main-frame, enclosed by a heavy-duty cowling. Maximum cutting depth shall be approximately 10" (ten inches). Shall have a standard cutting width of 42" (forty-two inches). Shall have a minimum of 114 carbide tipped, 19mm shank, snap-in bits with spring-steel full sleeve retainers and washers. The cutter head and housing shall be designed so that only pulverized materials leave the drum assembly.
- 6. Cutter Head Drive:** Power shall be transmitted from the engine to the cutter head through a power take-off and V-belts to a planetary reduction gearbox at the cutter head. Drive belt tension shall be regulated by the use of an idler wheel and hydraulic cylinder. The proper belt tension shall be monitored by a gauge mounted on the machine frame and visible to the operator on the ground.
- 7. Active Hydraulic System:** Unit shall be equipped with a hydraulic system consisting of a hydraulic gear pump that is engine powered by an auxiliary drive adapter, reservoir, pressure side filter, hydraulic manifold with poppet valves, lines and two cylinders to actuate and control depth of cut. All hydraulic fittings shall be leak free and o-ring face seal or o-ring boss design. Hydraulic fluid shall be dyed red to



distinguish it from other engine fluids. The reservoir shall hold at least four U.S. gallons of hydraulic fluid.

8. **Hydraulic Clutch:** The machine shall be equipped with a hydraulically activated clutch that will engage and disengage the cutter head by a button on the control panel or by a button on the handheld wireless remote control.
9. **Mounting:** Unit shall be designed and recommended by the manufacturer to mount to the front bucket of a back hoe with a gross operating weight of at least 20,000 lbs. Mounting system shall allow the back hoe to load and unload the reclaiming / trenching machine from its transport trailer. Mounting of the machine shall not require the removal of the bucket nor shall it require the use of a quick connect, quick connect hooks or direct attachment pins. No other mounting systems will be considered.
10. **Hydraulic Bucket Clamps:** Unit shall be equipped with a hydraulic bucket clamping system to secure the unit to the bucket of the host vehicle. System will maintain a pressure of 1500 psi. The system shall have pressure relief valve to safeguard against over pressurizing the system.
11. **Cutter Head Service Access Hatch:** Shall be equipped with a hatch on the dome to allow inspection and maintenance of cutter head. Hatch shall have an electrical safety interlock that will prevent the engine from running or starting while the hatch is in the open position.
12. **“X” Frame Design:** The frame shall allow continuous actuated control in cutting depth from 0 to 10 inches. This frame shall rest on ski wear plates that provide distributed support for the machine during operation. The frame shall have improved side shielding that provides for better material containment, reducing the amount of debris that could be ejected from the dome. The frame shall also allow for new material such as crushed gravel or emulsions to be mixed with the pulverized asphalt.
13. **Weight:** Reclaiming / trenching machine (without optional trailer) shall have an approximate dry weight of 5,700 pounds.
14. **Additional Equipment:** Tools for changing cutter bits and a supply of 25 extra bits and 5 extra blocks shall be provided. Two bucket retention chains for holding the machine in the loader bucket shall be included.
15. **Wireless Remote Control:** The unit shall have a wireless remote control consisting of a receiver and hand held transmitter that will be able to control engine speed, clutch, depth of cut, and engine stop. It will function up to a distance of 50 feet.
16. **Color:** Unit shall be powder coated with factory standard colors. Shall include manufacturer’s standard warning, safety, and instructional decals. Shall have identification and serial number decals.
17. **Warranty:** Units purchased under this specification shall be warranted against defects in materials and workmanship for a period of one year from date of delivery to customer with unlimited hours of use. Customer shall have direct and immediate access to factory technical experts for items thought to be defective. Defective items shall then be either repaired, replaced or referred to an in-state local service center under direction of factory technicians.

**18. Training:** Manufacturer shall furnish qualified personnel to instruct operators and service technicians on the operation and maintenance of units purchased under this specification. Up to four hours of training in the correct use and maintenance of the unit shall be given at time of delivery. Manufacturer shall furnish one (1) copy of the owner's / operator's manual at time of delivery.

**19. Custom Transport / Storage Trailer:** The Unit shall include its own custom transport trailer. Custom trailer shall allow the machine to transport inset into trailer with a lower center of gravity. Shall include a secured tool box and serve as a safe working platform for field maintenance. Shall be a heavy-duty (10,000 LBS GVW) tandem axle trailer specifically designed by the manufacturer for transporting the asphalt reclaiming / trenching machine. Furnished frame shall be constructed of steel channel; rectangular steel tubing or I beam with all welded construction. Shall have steel wheels. Hubs shall run on tapered roller bearings. Tires shall be of the size and load bearing capacity to handle unit at highway speeds. Shall have steel fenders covering the tires. Shall be equipped with electric brakes and automatic breakaway system in compliance with current ICC requirements, trailer coupler will use a standard 2 5/16" minimum trailer ball. Shall come with four independent attachments that secure unit to trailer with grade 70 transport chains and ratchet style load binders. Shall have lockable toolbox, tongue jack, and all necessary lights and reflectors to meet U.S. Federal DOT and ICC requirements. Shall be complete with trailer wiring connectors.

**Option for 30" Version:**

- 20. Optional Downsize to 2.5' (thirty inch) Version:** As an option, the same piece of equipment shall be available in a 30" wide model. The specifications shall be the same as those listed above with the following exceptions:
- a. Engine: shall be a 3.8-liter diesel engine developing 121 hp at rated RPM and generating 369 foot-pounds of peak torque.
  - b. Cutter Head: shall have a maximum cutting width of 30" (thirty inches).
  - c. Mounting: the Unit shall be designed and recommended to mount to the front bucket of a backhoe or small wheel loader with a gross operating weight of at least 18,000 lbs.
  - d. Weight: shall have an approximate dry weight of 5,400 pounds.

Specifications are subject to change without notice.



## ASPHALT ZIPPER, INC. LIMITED WARRANTY

All new Asphalt Zipper machines used in locations in the United States and Canada include the following warranties from the date of training in the U.S. and the date of delivery in Canada.

- **Engine - 24 months, unlimited hours (Engine Manufacturer)**
- **Engine Emission Warranty. 5 years from the date the machine is placed in service (Engine Manufacturer).**
- **Planetary Gear Box – 12 months, unlimited hours (Planetary Manufacturer)**
- **PTO (Power Take Off) - 12 months, unlimited hours (PTO Manufacturer)**
- **Materials and Workmanship – 12 months, unlimited hours (Asphalt Zipper, Inc.)**

**Warrantable issues** will be handled either directly with Asphalt Zipper, Inc. or the nearest Asphalt Zipper authorized service partner at the sole discretion of Asphalt Zipper, Inc.

**All warranty issues and repairs must be pre-approved and coordinated** through the Asphalt Zipper, Inc. service department. Most warranty and service issues can usually be resolved over the telephone or through email communications. Asphalt Zipper will generally request that photos and a written statement be submitted via email of issues and the circumstances surrounding those issues. Defective items will likely be requested to be returned to Asphalt Zipper, Inc.'s facility or to an assigned authorized Asphalt Zipper repair facility closer to you. Upon inspection, defective items will either be repaired or replaced at Asphalt Zipper, Inc.'s sole discretion.

**All pre-approved repairs must have a written email authorization** by an Asphalt Zipper Customer Service representative prior to starting any warranty work. Asphalt Zipper, Inc. has a flat rate labor allowance for pre-approved work completed by the Customer in the field.

Asphalt Zipper, Inc. warrants all of its Asphalt Zipper Models for the pulverizing or milling of asphalt, chip seal or bitumen surfaces, gravel roads with 3" minus and smaller materials or asphalt over concrete and very limited amounts of use in unreinforced concrete. **A prolonged use of the Asphalt Zipper machine in concrete or rock laden materials will void all warranties. Failure to perform periodic maintenance and adjustments or any unauthorized modifications will also void all warranties.**

**The following are considered "Normal Wear Items" and are not included under this limited warranty:**

- |                          |                        |                           |
|--------------------------|------------------------|---------------------------|
| • Primary Air filter     | • Hydraulic filter     | • All Belts               |
| • Secondary Air filter   | • Planetary fluid      | • Skid feet and Skid skis |
| • Engine oil filter      | • Engine oil           | • Grind box skids         |
| • Fuel / Water Separator | • Bits / Cutting Tools | • Batteries               |
| • Fuel filter            | • Blocks               |                           |

**Asphalt Zipper, Inc. shall not be liable** for any damages to the Asphalt Zipper machine or other equipment or injuries to operating personnel or others when the machine or parts / components are operated in an unsafe manner or contrary to any written instructions to include but not limited to the training instruction checklist and the operator's safety and operating manuals. Customer assumes full responsibility to bear the financial burden of all expenses associated with any environmental or structural damage, no matter what the nature, or irrespective of how the damage occurred, at the site of operations. Customer agrees that the equipment shall not be used in violation of any government regulations. Customer is responsible for correct operation and maintenance of the Asphalt Zipper machine and all of its wear parts. Asphalt Zipper, Inc. shall not be financially liable for any down time or loss of production or for any other cost due to equipment failure, misuse, abuse, or applications outside the scope of this warranty.

The above limited warranty comprises Asphalt Zipper, Inc.'s sole and entire International Limited Warranty obligation. All other warranties expressed or implied, including without limitation warranties on merchantability and fitness for a particular purpose or application are expressly excluded.





# Asphalt Zipper

World Leader in Portable Reclaimers / Stabilizers / Utility Trenchers

October 1, 2021

Association of County Commissions of Alabama  
P.O. Box 5040  
Montgomery, AL 36103

RE: E-verification for bids

This letter is to confirm that Asphalt Zipper, Inc. is in compliance with the e-verify requirements for Alabama. At this time, Asphalt Zipper does not employ any individuals in the state of Alabama. If Asphalt Zipper were to employ persons in the state of Alabama in the future, the company would comply with the verification process Alabama has set forth.

Asphalt Zipper employees working in the United States have completed the federal I9 form and have provided the required documents, which have been verified, to prove eligibility to work in the United States. This process meets all applicable federal rules and regulations as well as all state regulations for the state where these employees reside.

Please let us know if you have any questions.

Regards,

Patrick Duke  
Asphalt Zipper-Asst, Controller

ASPHALT ZIPPER WORLD HEADQUARTERS

310 West 700 South • Pleasant Grove, Utah 84062, USA • Telephone +1 (801) 785-0706 • [www.asphaltzipper.com](http://www.asphaltzipper.com)

Option A

<u>Machine and Trailer</u>	<u>MSRP</u>
300X	151,020
420X	164,800

Options

150 Gallon Boom Mount Water System	4,915
300 Gallon Hitch Mount Water System	6,885
150 Gallon Wheel Assist Mount Water System	5,260
42" Wheel Assist System	25,520
42" Wheel Assist Custom Trailer Upgrade	TBD
Trailer Upgrade to 5th Wheel or Gooseneck Compatible	TBD
30" Versa Mount Quick Coupler System	10,925
42" Versa Mount Quick Coupler System	11,610
Non Removable Quick Coupler System	4,030
30" Versa Mount Side Shift Tilt System	TBD
42" Versa Mount Side Shift Tilt System	TBD
30" QC / SST Custom Trailer Upgrade	TBD
42" QC / SST Custom Trailer Upgrade	TBD
SST / Wheel Assist Custom Trailer Upgrade	TBD
Starter Kit	TBD
Enhanced Starter Kit	TBD
Extra 1 Year Warranty	TBD
Machine Cover	TBD