

BID SUBMITTAL FORM
Alabama County Joint Bid Program
BID ITEM – VARIABLE WIDTH CHIPSPREADER

Company Name: Cowin Equipment Company Inc.

Address: 4325 Northern Blvd

Montgomery AL 36110

Bid Submitted by: John Edwards
(Name of company representative)

Title: Governmental Sales Manager E-mail address: jedwards@Cowin.Com

Phone: 850-685-7055 Fax: 334-834-2272

By submitting this bid, we agree:

Initials

The equipment model number identified below meets the bid specs for this bid item

JE

That the bid price will be honored for all counties for the period from January 1, 2022 to December 31, 2022.

JE

The equipment will be delivered at the bid price to all counties participating in the joint bid program

JE

The company representative listed above will be the contact person for purchasing this bid item under the joint bid program

JE

The bid is accompanied by a current catalog or model specification document for the model number identified below

JE

The bid is accompanied by a copy of the manufacturer's standard warranty as required in the bid specifications

JE

The bid includes the e-verify documentation required by Alabama law

JE

If awarded the bid, a performance bond will be provided upon request

JE

The bid documents include the **Manufacturer's Suggested Retail Price Sheet (MSRP) for the Standard Machine**

JE

VARIABLE WIDTH CHIPSPREADER

Total Bid Price for Standard Machine: \$ 322,689.⁰⁰

(Total Bid Price for Standard Machine Includes Freight Preparation, Delivery and Standard Warranty Costs) *

Freight Preparation and Delivery: \$ 4,750.⁰⁰
(Included in Standard Machine Bid Price)

Manufacturer's Suggested Retail Price for Standard Machine: \$ 333,454.⁰⁰

Equipment Model #: Etnyre 9/18

Description: Variable width Chipspreader

Signature of company representative submitting bid: John Edwards

Title: Governmental Sales Manager

* **NOTE:** Award will be made based on the total cost of the **Standard Machine**. The total cost of the standard machine is to include the freight preparation, delivery and standard warranty cost. Freight preparation, delivery will be excluded from the total bid price of the standard machine in determining the percentage discount for any available options.

BID SUBMITTAL FORM: OPTION COST SHEET VARIABLE WIDTH CHIPSREADER

By submitting this bid, we agree:

To offer any available options at the percent difference between the Manufacturer's Suggested Retail Price Sheet and the actual bid price on the Standard Machine*

85

The bid documents include the Manufacturer's Suggested Retail Price Sheet (MSRP) with **any available Options** for the Standard Machine

85

Equipment Model #: Etnyre 9/18

Description: Variable Width Chipsreader

Signature of company representative submitting bid: John Edwards

Title: Governmental Sales Manager

***Note:** The percent difference between the **Manufacturer's Suggested Retail Price Sheet (MSRP)** for the standard machine as specified by these **Bid Specifications** and the actual price bid by the vendor will be calculated to determine the percentage discount to be applied to any available options. The bid price of the freight preparation, delivery cost shall be excluded in determining the percentage discount to be applied to available options. Any individual county may choose to add any available option to the standard machine at the percentage discount at the time of purchase.

BID SPECIFICATIONS FOR VARIABLE WIDTH CHIPSPREADER

GENERAL

These specifications shall be construed as the minimum acceptable standards for a variable width chipspreader. Should the manufacturer's current published data or specifications exceed these standards, the manufacturer's standards shall be considered minimum and shall be furnished. All integral parts not specifically mentioned in the scope of these specifications that are necessary to provide a complete working unit shall be furnished. Additionally, the machine offered for bid shall include all standard manufacturer's equipment. The chipspreader must be a new current production model and shall meet all EPA and other applicable standards at the time of manufacturer.

The use of specific names and numbers in the specification is not intended to restrict the bidder or any seller or manufacturer, but is intended solely for the purpose of indicating the type, size and quality of equipment considered best adapted to the uses of counties participating in this joint bid.

BID SUBMITTAL FORM

Each bidder must submit his or her bid on the Bid Submittal Form included in the Invitation to Bid package. All written warranties to be submitted shall be attached to the Bid Submittal Form.

BID PRICE

The bid price shall include all destination charges, delivery charges, title fees, rebates, and all other applicable costs and refunds.

MANUALS

Each unit shall be provided with one (1) copy of the operator's manual, one (1) copy of the repair manual and one (1) copy of the current parts manual. Units will not be accepted for delivery until the manuals as outlined above are received by the purchaser. *Unit will be supplied based upon availability.*

REPLACEMENT PARTS AVAILABILITY

Parts must be available for 5 years or 7,500 hours of use for the piece of equipment bid. If replacement parts are not delivered within three (3) working days of an order being placed, the bidder will deliver an equivalent machine for the county to use at no cost to the county until such time as the parts are delivered to the county so it can affect repairs on its machine.

WARRANTY

Bidders shall submit a copy of the manufacturer's standard warranty. Warranty shall include service response time of maximum of 36 hours within notification by county.

Yes ☒ No
Page # _____ or
Attachment ☒
attached

POWER TRAIN

Engine shall be a Tier 4 Final turbocharged diesel engine with a min. of 260 h.p.

Yes ☒ No ☐

Page # 1

Mechanical front wheel drive steer axle, full oscillating, 75"-wheel track, 20.37:1 gear ratio, 25,000 lb. rated, single speed differential. Driven by direct engine bell housing mounted 125 cc hydrostatic pump and 160 cc hydrostatic motor. Rear axle is 22,500 lb. rated with 81" wheel track. Infinitely variable speed from 0 to 19.5 M.P.H. Travel to be controlled via joystick.

Yes, ☒ No ☐

Page # 1

Mechanical front axle has hydraulic internal drum or wet disc brakes controlled by foot pedal. Rear axle has hydraulic actuated drum brakes, 16 1/2" x 7". Also includes spring applied, hydraulic release fail-safe parking brake in the drive line, automatically applies if hydraulic power is lost.

Yes, ☒ No ☐

Page # 1

Full hydrostatic power steering from 1.22 cc fixed displacement gear pump, with dedicated flow independent of engine speed.

Yes, ☒ No ☐

Page # 1

(4) 385/65R 22.5 tires on disc wheels

Yes ☒ No ☐

Page # 1

CONVEYORS

To have heavy duty 20" conveyor belts which are independently activated by electric switches. To be powered by a load sensing 74 cc variable displacement pressure compensated hydraulic pump, high torque 19.0 C.I.R. hydraulic motors, with direct drive to head pulley

Yes ☒ No ☐

Page # 1

Automatic and manual system controlled electric switches for each conveyor control to have easy access mechanical override.

Yes ☒ No ☐

Page # 1

Receiving Hopper

Hopper shall be a minimum of 132 inches wide with a capacity minimum of 3.5 cubic yards.

Hopper to have hydraulically folding paver style wings controlled from the operator's station.

Shall include heavy duty hopper skirting and an adjustable flow gate for each conveyer belt. Yes ☒ No ☐

Page # 2

TRUCK HITCH

The unit shall be equipped with a positive, self-locking "railroad" type adjustable truck hitch, which can be electrically released from the drivers or operators' position. Hitch height to be electrically controlled from driver's seat. The truck hitch shall be the type which will permit hooking and unhooking of aggregate trucks without stopping the Chipspreader and be capable of maintaining positive engagement over irregular terrain.

Yes ☒ No ☐

Page # 2

OPERATOR STATION

All controls located to the front for easy access to the spring suspension seat from either right or left side.

Yes ☒ No ☐

Page # 2

The Application Rate Computer monitors the actual speed of the Chipspreader, and varies the gate opening in order to maintain the set application rate, in lbs./yd², of the selected aggregate, regardless of the speed of the Chipspreader. The computer shall be capable of storing five different aggregate/application rate combinations in its memory. The preset aggregate can be selected together with its application rate at any time.

Yes ☒ No ☐

Page# 2

Variable Width Spread Hopper

Infinitely variable width two section hopper system. Including driven dual auger and spread rolls. Independent conveyor feed to each hopper. Hydraulic system with all pumps, hoses, valves and control system necessary for operation. Operating controls at both driver and right front operator stations. Expanded metal in top of hopper with replaceable grates under conveyor hoods.

Yes ☒ No ☐

Page# 1

0' to 16' variable spread width (includes 1' electric/air gates full width) with min. 12" augers and 1 cubic yard capacity per side. Spread hopper to also include a spread roller to provide consistent flow of material.

Yes ☒ No ☐

Page # 1

ADDITIONAL STANDARD EQUIPMENT

This unit is to have headlights, LED stop and tail lights and turn signals with flashers switch. Unit also to have front fender on each side. An electric horn and electric back-up warning alarm is to be furnished. Must include an engine warning system. The unit to have one full length walkway with skid resistant surface adjacent to one side of the conveyor system. A steel lockable toolbox shall be attached.

Yes ☒ No ☐

Page# 2

INVITATION TO BID

HEAVY EQUIPMENT

NOTICE OF BID OPENING

NOTICE IS HEREBY GIVEN that the Association of County Commissions of Alabama, which administers the Alabama County Joint Bid Program on behalf of Alabama's county governing bodies, shall receive and open bids for the purchase of zero (0) or more items of heavy road equipment at its office located at 2 North Jackson Street, Montgomery, Alabama, at **10:00 a.m. on Friday, October 22, 2021**. Bid specifications are available at <http://www.alabamacounties.org/heavy-equipment/> for each of the following items:

Asphalt Milling Attachments
Light Duty Backhoe
Medium Duty Backhoe
Heavy Duty Backhoe Option A
Heavy Duty Backhoe Option C
85 PTO Tractor Option A
85 PTO Tractor Option B
95 PTO Tractor Option A
95 PTO Tractor Option B
Track Mount Excavator Option A-1
Track Mount Excavator Option A-2
Track Mount Excavator Option A-3
Track Mount Excavator Option B-1
Track Mount Excavator Option B-2
Track Mount Excavator Option B-3
Track Mount Excavator Option C-1
Track Mount Excavator Option C-2
Compact Track Mount Excavator Option D-1
Compact Track Mount Excavator Option D-2
Compact Track Mount Excavator Option D-3
Mini Track Excavator Option E-1
19 Ton Wheeled Excavator
21 Ton Wheeled Excavator
2WD Highway Speed Truck Excavator
4WD Highway Speed Truck Excavator
Light Duty Motor Grader – Option A
Light Duty Motor Grader – Option B
Heavy Duty Motor Grader – Option A
Heavy Duty Motor Grader – Option B
Medium Duty Motor Grader – Option A
Medium Duty Motor Grader – Option B
Medium Duty Motor Grader – AWD
100 HP Heavy Duty Hydrostatic Bulldozer – Option B
100 HP Heavy Duty Hydrostatic Bulldozer – Option C
100 HP Heavy Duty Hydrostatic Bulldozer – Option D

125 HP Heavy Duty Hydrostatic Bulldozer – Option A
125 HP Heavy Duty Hydrostatic Bulldozer – Option B
Mulching Dozer
3 CY Wheel Loader Option A
3 CY Wheel Loader Option B
3 CY Wheel Loader Option C
3.65 CY Wheel Loader Option A
3.65 CY Wheel Loader Option B
Heavy Duty Dump Chassis – Option A
Heavy Duty Dump Chassis – Option C
Heavy Duty Dump Chassis – Option D
Heavy Duty Dump Chassis – Option F
Lowboy Tractor Option – A
Lowboy Tractor Option – B
Lowboy Tractor Option – E
Skid Steer Loader w/no attachments
Skid Steer Attachments
Ride-on Industrial Boom Mower
Asphalt Distributor Truck
Chip Spreader
Rubber Tire Roller
7.5 Ton Single Drum Vibratory Roller
One-man Pothole Patcher Option A
One-man Pothole Patcher Option B
Trailer Mounted Patcher – Diesel
Trailer Mounted Patcher – Air Compressor/Tools
Trailer Mount Mastic Patcher/Crack Sealer
Asphalt Storage Tanks
Half Round End Dump Trailer
Lowboy Trailers – 35 Ton/55 Ton
Tag Trailer – 20 Ton
Road Wideners and Attachments
16' Steel Dump Bodies Options B, D, E, F (Automatic and Manual)

Time is of the essence in submitting bids and only bids received in the Association office by 10:00 a.m. Central Time on Friday, October 22, 2021 will be opened and considered. Bidders and any other interested individuals are invited to attend the bid opening.

THE INVITATION PACKAGE

The invitation package for each item to be bid includes: this invitation to bid, the written bid specifications for the particular item of heavy road equipment, and a Bid Submittal Form to be used in submitting a bid for that particular item. Bidders should verify that they have received all pages of the invitation package. If there are any omissions, the bidder should contact **Kenya Howard** in the Association office by mail, fax, or e-mail (jointbid@alabamacounties.org) to request missing pages. It is the responsibility of the bidder to make this request in sufficient time to prepare and submit the bid in time for the bid opening. Bidders should carefully read and comply with all parts of the invitation package, including all attachments and/or any addendum.

PREPARING AND SUBMITTING BIDS

All bids must be typed or hand written in ink on the attached Bid Submittal Form. **The completed Bid Submittal Form shall be placed in front of and separated from all other documents included in the bid packet, such that it will be the first document viewed upon opening the bid packet.**

Bids submitted in pencil and bids not submitted on the Bid Submittal Form will **not** be considered. All bids shall include a current catalog or model specification document for the equipment model number being offered for consideration. Bids submitted without such documentation will **not** be considered. Only information contained on the attached Bid Submittal Form and in the model specification document will be considered in evaluating bids.

Each separate requirement in the bid specification includes a block for indicating whether or not the item bid meets the specification. The bidder shall indicate compliance with each requirement by checking "Yes" or "No" in the block to the right of each bid specification. In addition, the bidder shall indicate the page number in the supplied manufacturer's equipment literature on which compliance with the specification can be verified. Failure to complete this portion of the bid form may result in the subject bid not being considered.

Each bid for one of the heavy equipment items included in the bid package must be submitted on the Bid Submittal Form for that item and forwarded in a separate envelope with the bid item and item number clearly identified on the outside of the envelope. Envelopes containing a "no bid" shall also include the words "NO BID" on the outside of the envelope. Facsimiles and e-mails will not be accepted. Bids submitted by "Express/Overnight" services must be in a separate inner envelope or package sealed and identified as stated above. All bids must be received in the Association office prior to the bid opening. Bids received after the deadline will be returned unopened.

The County Joint Bid Program reserves the right to require a performance bond from successful bidders as permitted under Alabama law. However, **no bid bond is required for this bid offering.**

All bids should be mailed or hand-delivered to:

**Attn: Joint Bid Program
Association of County Commissions of Alabama
2 North Jackson Street Montgomery, Alabama 36104 (Physical Address)
P.O. Box 5040, Montgomery, Alabama 36103 (Mailing Address)**

BID SPECIFICATIONS

Please note that each piece of heavy equipment available for bid may include several different sizes and categories of machines. You should read each set of specifications very carefully as the differences vary depending upon the piece and size of equipment.

The award will be based on the total cost of the **Standard Machine** bid by the lowest responsible bidder. Each Bid shall include a **Manufacturer's Suggested Retail Price Sheet (MSRP)** for each machine bid. The percent difference between the Manufacturer's Suggested Retail Price (MSRP) for the standard machine as specified by these bid specifications and the actual price bid by the vendor will be calculated and that percentage discount shall be applied to any options an individual county may choose to add to the machine.

Once the bids have been awarded, any county participant purchasing under this program may, at its discretion, add any of the vendor's available options at the same discount off the Manufacturer's Suggested Retail Price Sheet as was applied to the Standard Machine Price Bid.

Any use of specific names and/or model numbers in the attached specifications is not intended to restrict the bidder or any seller or manufacturer, but is included solely for the purpose of indicating the type, size, and quality of materials, product services, or equipment considered best adapted to the use of the counties participating in the joint bid program.

ACQUISITION AND FINANCING OPTIONS

The awarded Vendor will provide the equipment, including any options required by the purchaser, at the awarded price as contracted through the Joint Bid Program. The purchaser may secure its own financing to acquire the equipment or execute any financial options available under Alabama law with the awarded Vendor in order to acquire the equipment.

BIDDER QUALIFICATIONS

All bidders and all program participants must be in compliance with any applicable federal, state, county and municipal laws, regulations, resolutions and ordinances, including but not limited to, licensing, permitting, and taxation requirements. All bidders should be prepared to submit evidence or documentation as proof that they are properly licensed and permitted under any applicable laws upon request. Such evidence or documentation may be submitted with the bid. Additionally, all bidders shall provide proof that they are in compliance with the e-verify requirements of Alabama's Immigration Law (Ala. Code § 31-13-1 et seq., as amended by Act No. 2012-491).

BID AWARD

The Houston County Commission will serve as the awarding authority for all bids and will award all contracts at a regular meeting of the Houston County Commission. Any and all bids submitted in compliance with this invitation to bid shall be considered, and award will be made to the lowest responsible bidder meeting bid specifications as determined by the awarding authority in compliance with Alabama law. All bids will be reviewed and evaluated by a committee created for that purpose, which committee will make comments and recommendations to the awarding authority regarding the award. All factors contained in each invitation package will be evaluated in determining the successful bidder, and any omissions of the stated requirements may be cause for rejection of the bid submitted. The awarding authority reserves the right to reject any and all bids, to waive any informality in bids, and to accept in whole or in part such bid or bids solely at its discretion.

The contract period will be one year with an option to renew for a second and third year under identical price, terms, and conditions upon the mutual consent of the vendor and the awarding authority. Any renewal contract shall be approved in writing by the vendor and the awarding authority no later than 90 days prior to the expiration of the existing contract.

CONTACT REGARDING BIDS AND INVITATION

Contact initiated by a potential bidder with any county official, county employee, or member of the Association staff shall only be as specifically set out in this Invitation to Bid. Any questions related to the bid or the County Joint Bid Program shall be directed to Association staff in writing under the procedures set out in this Invitation to Bid. Additionally, a bidder may contact the Association in writing to request an appointment to review bid specifications following the bid opening. **However, there shall be no communication with any county official or county employee regarding this bid between the date of this invitation and the date of bid award.** Any contact other than as set out here shall be deemed as an attempt to unduly influence the bid award, and shall be grounds for rejection of the bid submitted by the bidder initiating such other contact.

Any questions or problems related to downloading or obtaining copies of this Invitation to Bid should be directed to **Kenya Howard** at jointbid@alabamacounties.org or **334-263-7594**.

Any other questions or requests for additional information regarding this invitation or the bid specifications shall be submitted **in writing** no later than five (5) days prior to bid opening to:

Patrick McDougald
Association of County Commissions of Alabama
2 North Jackson Street
Montgomery, Alabama 36104

Fax Number (334) 263-7678
E-mail: barbeng@bellsouth.net

Sold To

COWIN EQUIPMENT CO

Customer

ASSOCIATION OF COUNTY COMMISSIONS OF ALABAMA

Ship To

F.O.B. BIRMINGHAM, AL

7950
PITM
AN
A/C

Attn: JOHN EDWARDS

Attn:

Attn:

Work Phone: Cell Phone:

Work Phone: Cell Phone:

Work Phone: Cell Phone:

Email: jedwards@cowin.com

Email:

Email:



Series: CHIPSREADER

Item	Description	Qty	MSRP
MODEL	FRONT WHEEL DRIVE	1	\$259,954
SPREAD HOPPER	9/18' VARIABLE WITH INDIVIDUAL AIR GATES	1	\$73,500
POWER UNIT	CUMMINS QSB DIESEL TIER V ENGINE (280 H.P.)	1	\$0
FUEL TANK	82 GALLONS WITH LOCKABLE FILLER CAP	1	\$0
RECEIVING HOPPER	INCLUDES HYDRAULIC FOLDING WINGS	1	\$0
DUAL SIDE OPERATOR STATION	MANUAL SHIFT CONSOLE SEAT ASSEMBLY	1	\$0
DRIVE SYSTEM	HYDROSTATIC	1	\$0
APPLICATION RATE COMPUTER	FOR AUTOMATIC RATE/SPEED CONTROL	1	\$0
CONVEYORS	(2) 24" BELTS W/AUTOMATIC ON-OFF & BELT SPEED CONTROL	1	\$0
AXLES	25,000# RATED	1	\$0
TIRES	(4)385/65R22.5-J TUBELESS RADIAL	1	\$0
FRONT FENDERS	QUARTER FENDERS	1	\$0
TRUCK HITCH	SELF-LOCKING "RAILROAD" TYPE W/ ELEC-HYD HEIGHT CONTROL & RELEASE.	1	\$0
WARNING SYSTEM	ENGINE (TEMP, OIL PRESS, FUEL) /HYDRAULIC OIL (TEMP)	1	\$0
LIGHT PACKAGE	HEADLIGHTS, STOP AND TAIL LIGHTS, TURN SIGNALS	1	\$0
HORN	ELECTRIC	1	\$0
ALARM BELL	BACK UP	1	\$0
TACHOMETER	ELECTRIC	1	\$0
HOURLMETER	ELECTRIC	1	\$0
PAINT	GOLDEN YELLOW	1	\$0

MSRP Total

\$333,454

SPECIFICATIONS

for Hydrostatically Driven Front Wheel Drive Self-Propelled ChipSpreader

Function

The self-propelled Chipspreader shall be designed and constructed to apply a uniformly distributed application of cover and seal coat aggregates.

I. POWER TRAIN

ENGINE: Cummins 6 cylinder, turbocharged, diesel engine. Manufacturers maximum rating 260 H.P. Includes electric start, alternator, voltage regulator and 12 volt batteries. Engine to have dry type air cleaner, disposable element type oil filter, heavy duty cooling system, cable throttle actuator. Control/instrument panel to have lockable cover to prevent accidental starting and pilferage.

HYDROSTATIC DRIVE: Mechanical front wheel drive steer axle, full oscillating, 75" wheel track, 20.37:1 gear ratio, 25,000 lb. rated, single speed differential. Driven by direct engine bell housing mounted 125 cc hydrostatic pump and 160 cc hydrostatic motor. Rear axle is 25,000 lb. rated with 95" wheel track. Infinitely variable speed from 0 to 19.5 M.P.H..

BRAKES: Mechanical front axle has hydraulic internal drum brakes controlled by foot pedal. Rear axle has hydraulic actuated drum brakes, 16 1/2" x 7". Also includes spring applied, hydraulic release fail-safe parking brake in the drive line, automatically applies if hydraulic power is lost.

STEERING: Full hydrostatic power steering from 1.22 cc fixed displacement gear pump, with dedicated flow independent of engine speed.

TIRES & WHEELS: (4) 385/65R 22.5 tires on disc wheels.

II. FRAME ASSEMBLY

The complete power train, diesel engine, hydrostatic pump and motor, front and rear axles, shall be mounted to the lower removable main frame. Upper removable main frame assembly includes both conveyors, right and left access ladders and walkways, 70 gallon built in hydraulic oil reservoir, 82 gallon diesel fuel tank for engine, rear 4 cubic yard hopper and truck hitch. Complete main frame is 3/16" steel construction.

CONVEYORS: To have heavy duty 24" conveyor belts which are independently activated by electric switches. To be powered by a load sensing 74 cc variable displacement pressure compensated hydraulic pump, high torque 19.0 C.I.R. hydraulic motors, with direct drive to head pulley. Electric switches for each conveyor control to have easy access mechanical override. Hooded, adjustable aggregate deflector to be located at head of each conveyor. Troughing idlers to be quick removable type and tail pulley to be adjustable for insuring proper belt alignment. Electric/hydraulic folding wings on rear receiving hopper.

AUTOMATIC CONVEYOR CONTROL: Automatically starts and stops the conveyor belts to control the aggregate level in the spread hopper. Shall include override control enabling the driver/operator to start or stop the conveyors, and each conveyor to have speed adjustments at operator's station for conveyor and auger functions.

SPREAD HOPPER: Spread width to be ft. Struck capacity of hopper to be .2 cubic yard per foot of hopper width. Spread roll to be 6" diameter machine welded heavy wall tubing. Agitator to be 2 1/2" tubing and have quick disconnect pin. Each radial gate to have individual, air operated controls. Each gate to have adjustable, reversible wear plates. To include (4) 6" gates each end with 12" gates in center. Spread roll and agitator to be driven by a high torque 12.0 C.I.R. hydraulic motor with quick coupler hose connection.

FRONT HOPPER REJECT SCREEN: A full width rock type screen with 1 1/2" openings shall be placed over the top of the spread hopper to retain all oversized materials and foreign objects.

RECEIVING HOPPER

Hopper shall be a minimum of 132 inches wide with a capacity of approximately 4 cubic yards. Hopper to have hydraulically folding paver style wings controlled from the operator's station. Shall include heavy duty hopper skirting and an adjustable flow gate for each conveyor belt.

TRUCK HITCH: The unit shall be equipped with a positive, self-locking "railroad" type adjustable truck hitch, which can be electrically released from the drivers or operators position. Hitch height to be electrically controlled from drivers seat. The truck hitch shall be the type which will permit hooking and unhooking of aggregate trucks without stopping the Chipspreader and be capable of maintaining positive engagement over irregular terrain.

APPLICATION RATE COMPUTER: The Application Rate Computer monitors the actual speed of the Etnyre ChipSpreader, and varies the gate opening in order to maintain the set application rate, in lbs./yd², of the selected aggregate, regardless of the speed of the Chipspreader. The computer can store five different aggregate/application rate combinations in it's memory. The preset aggregate can be selected together with it's application rate at any time. In addition, the application rate can be varied as desired while operating, or a different preset combination may be selected at any time.

The computer can also be set to control the chipspreader's forward speed for consistent speed when following the distributor. The computer speed sensor replaces the need for radar ground speed system. Computer also monitors fuel level, engine oil pressure, hydraulic oil temperature, engine coolant temperature, hours on engine and miles chipped.

OPERATOR STATION: All controls located to the front for easy access to the spring suspension seat from either right or left side.

III. MISCELLANEOUS:

LIGHT PACKAGE: Unit to have headlights, stop and tail lights and turn signals with flasher switch.

FRONT FENDERS: Each side.

HORN: An electric horn shall be furnished.

BACKUP ALARM: An electric backup warning alarm to be furnished.

PAINT: Standard highway yellow.

Unit to have one full length walkway with skid resistant surface adjacent to one side of conveyor system. A steel, lockable toolbox shall be mounted under the main deck.

WARRANTY

One year on material and workmanship. Components manufactured by others shall carry such warranty

as is provided by that particular manufacturer.

Manufacturers descriptive literature/specifications shall be included with the bid and any deviations from these specifications are to be listed.

Successful bidder to furnish parts book(s) and complete operating instructions.

AVAILABLE OPTIONS

- **Fixed - standard hopper widths 11', 12', 13', or 14' in lieu of standard 10' width.**
- **Second Agitator (for standard front hoppers only).**
- **4-WHEEL HYDROSTATIC DRIVE PACKAGE:** Mechanical front wheel drive steer axle, full oscillating, 75" wheel track, 20.37:1 gear ratio, 25,000# rated, single speed differential. Mechanical drive rear axle, 95" wheel track, 20.37:1 gear ratio, 25,000# rated, single speed differential. Both axles driven by 125 cc variable displacement hydrostatic pump and 160 cc variable displacement hydrostatic motors. Infinitely variable speed 0 to 19.5 M.P.H.
- **POWER SEAT PEDESTAL:** Electric over hydraulic powered seat and control panel movement for dual control operation.
- **SPECIAL PAINTING:** Paint color other than standard highway yellow.
- **EXPORT PROCESSING**
- **Fully Enclosed Cab:** with A/C, Heater and Power Seat Pedestal.
- **"BIG" ChipSpreader option +280 h.p.**
- **Traction Boost**
- **Reversing Fan**
- **Raise and Lower Front Spread Hopper.**
- **Light Options** (strobe, post mounting, work, etc.).
- **Full Length Flashing.**
- **Umbrella.**
- **Awning.**
- **Shade Canopy.**
- **Hydraulic Canopy.**
- **Transport Dolly (2WD only).**
- **Variable Width Spread Hopper For Hydrostatic Drive Chipspreader**

Infinitely variable width two section hopper system. Including driven dual auger and spread rolls. Independent conveyor feed to each hopper. Hydraulic system with all pumps, hoses, valves and control system necessary for operation. Operating controls at both driver and right front operator stations. Expanded metal in top of hopper with replaceable grates under conveyor hoods. Installed on Hydrostatic Drive Chipspreader at time of new order production. Price in lieu of standard 10' spread hopper.

Available in four basic sizes

 - 9' to 18' variable spread width (includes 1' electric/air gates full width).
 - 10' to 20' variable spread width (includes 1' electric/air gates full width).
 - 11' to 22' variable spread width (includes 1' electric/air gates full width).
 - 12' to 24' variable spread width (includes 1' electric/air gates full width).

ETNYRE

Chipspreaders

Built to be the best



John Edwards
Gov. Sales Manager
850-685-7055
jedwards@cowin.com




Etnyre®

Etnyre offers more




- Front wheel or four wheel drive
- More dependability,
- More productivity,
- More capacity,
- More control,
- More options.



Photos and illustrations contain standard and optional equipment.

Computer controlled accuracy and the legendary Etnyre commitment to customer satisfaction.

- Efficient hydrostatic planetary drive. Front wheel or four wheel drive.
- Powerful Cummins diesel engine standard.
- Exclusive sliding seat and control module.
- Change spread width on the move with the exclusive Etnyre variable width spread hopper.
- Seamless speed control zero to full travel speed.
- High performance 24" wide conveyor belts deliver aggregate more efficiently.



- Exclusive Etnyre switch-on-the-go truck hitch.
- Dependable planetary axle with service brakes.
- Folding Bat Wing Rear receiving hopper provides increased aggregate capacity and easy clean out of hopper.

Etnyre offers more



- Higher Horsepower
- Longer Wheelbase
- Reduced Noise Level
- Soft Start Conveyors
- Side Mounted Radiator
- Reversing Fan
- Operator Controlled Auger and Conveyor Speed
- Weight Transfer Hitch
- Operator Stairs
- Larger Receiving Hopper
- Variable Height Hopper



ChipSpreader with four wheel drive and variable width spread hopper



Photos and illustrations contain standard and optional equipment.


Front wheel drive ChipSpreader with standard spread hopper




Control Panel provides clear view and easy control. Change from forward to reverse with one hand without clutching.



Computer maintains a uniform aggregate application even during changes in road speed. Stores five different application rates.



Folding Bat Wing Rear Receiving Hopper provides increased aggregate capacity and easy clean out of hopper. Facilitates easy change of aggregate types.



Individual gate controls on standard and variable width hoppers offer variable spread width operated from a remote operators panel.



20 1/2"



10 1/2"

Variable height front hopper. Raise and lower hopper to clear obstacles. Easier loading.



Sliding operator station provides the visibility and control to increase operating efficiency and reduce fatigue. Available with manual or powered control.




Photos and illustrations contain standard and optional equipment.

Etnyre offers more



Exclusive Etnyre Variable Width Spread Hopper.



Change spread width on the move.

- No parts to add or subtract.
- One pass capability to 24' wide.
- No extra hopper extending beyond the spread width.
- Unbeatable transportation convenience.

The variable width hopper hydraulically extends and retracts while spreading to cover the entire road and shoulder in one pass. Width is adjusted with a switch. Controls are located at both the driver's seat and in a mobile control panel located at the right front station.

Two independent spread hoppers. Width is variable on the left side, right side, or both sides at once.

The hoppers retract with the flip of a switch. Ready for transport only seconds after finishing a job. No need to empty hoppers or remove parts.

Individual one foot power gates give the variable hopper flexibility and increased productivity.

Available in four sizes:

- 9'/18' System, spreads 1' to 18'
- 10'/20' System, spreads 1' to 20'
- 11'/22' System, spreads 1' to 22'
- 12'/24' System, spreads 1' to 24'



Photos and illustrations contain standard and optional equipment.

The BIG ChipSpreader...

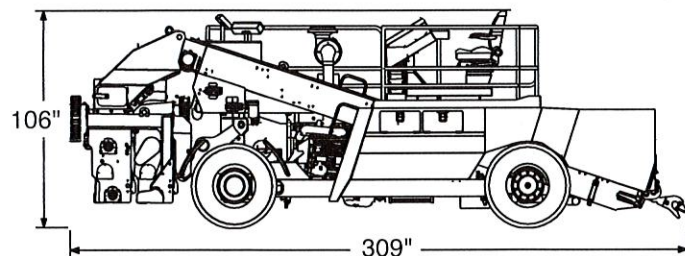


Standard ChipSpreader

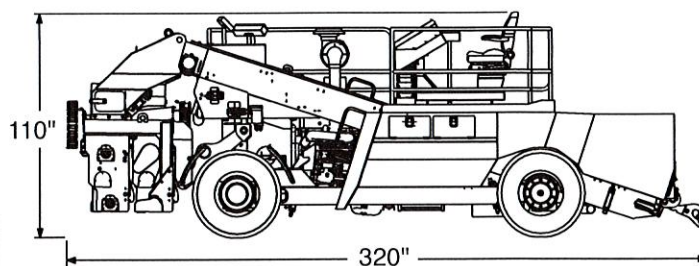
- Fixed or Variable Width spread hoppers
- 2 wheel drive (optional 4 wheel drive)
- 260 HP Cummins QSL
- 24" conveyor belts
- 4" gates
- Optional front hopper raise and lower system
- 12" auger
- 385/65R22.5-L tires

BIG ChipSpreader

- Variable Width spread hopper
- 4 wheel drive
- 280 HP Cummins QSL
- 30" conveyor belts
- 5" gates
- Optional front hopper raise and lower system
- 14" auger
- 425/65R22.5-L tires






Standard ChipSpreader



BIG ChipSpreader

Photos and illustrations contain standard and optional equipment.



E. D. Etnyre & Co., whose policy is one of continuous improvement, reserves the right to change specifications without notice. Photos and illustrations contain standard and optional equipment.

Distributed by:

Request the following items for more information about Etnyre ChipSpreaders:

A-208-- Component Brochure

A-202-- Hydrostatic ChipSpreader Features

V-201-- Etnyre Hydrostatic Chipspreaders Video



E. D. ETNYRE & CO.
1333 S. Daysville Road, Oregon, Ill 61061
Phone 1-815-732-2116, Fax 815-732-7400,
www.etnyre.com

L-202-13
Supersedes L-202-11



ESTABLISHED 1898
INCORPORATED 1917

E. D. ETNYRE & CO., Oregon, Illinois 61061-9778

1333 South Daysville Road • Phone 815/732-2116
Fax: Main Office 815-732-4277, Sales & Service 815-732-7400
Web Site: www.etnyre.com • E Mail: sales@etnyre.com

WARRANTY

E. D. Etnyre & Co. warrants to the original Purchaser, it's new product to be free from defects in material and workmanship for a period of twelve (12) months after date of delivery to original Purchaser. The obligation of the Company is limited to repairing or replacing any defective part returned to the Company and will not be responsible for consequential damages or any further loss by reason of such defect.

The company excludes all implied warranties of merchantability and fitness for a particular purpose. There are no warranties, express or implied, which extend beyond the description of the goods contained in this contract.

This warranty does not obligate the Company to bear the cost of machine transportation in connection with the replacement or repair of defective parts, nor does it guarantee repair or replacement of any parts on which unauthorized repairs or alterations have been made or for components not manufactured by the Company except to the extent of the warranty given by the original Manufacturer.

This warranty does not apply to:

- (1) Normal startup services, normal maintenance services or adjustments usually performed by the selling dealer, factory service representative or customer personnel.
- (2) Any product manufactured by E. D. Etnyre & Co. purchased or subjected to rental use.
- (3) Any product or part thereof which shows improper operation, improper maintenance, abuse, neglect, damage or modification after shipment from factory.
- (4) Any product or part thereof damaged or lost in shipment. Inspection for damage should be made before acceptance or signing any delivery documents releasing responsibility of the delivering carrier.

This warranty and foregoing obligations are in lieu of all other obligations and liabilities including negligence and all warranties of merchantability or otherwise, express or implied in fact or by law.

As part of the agreement in the specifications, Cowin Equipment commits to a maximum response time of 36 hours once we are notified of a warrantible repair.

Company ID Number: 475502

**E-VERIFY
CORPORATE COMPANY**

**If you have any questions, contact E-Verify at
888-464-4218.**

**INFORMATION REQUIRED
FOR E-VERIFY**

Information relating to your Company:

Company Name: Cowin Equipment Company Inc

Company Facility Address: 2238 Pinson Valley Parkway
Birmingham, AL 35217

County or Parish: JEFFERSON

Information relating to the Corporate Administrator(s) for your Company on policy questions or operational problems:

Name:	George Tickle	Fax Number:	(205) 841 - 2639
Telephone Number:	(205) 488 - 3950		
E-mail Address:	gtickle@cowin.com		
Name:	Tracy Womack	Fax Number:	(205) 488 - 3164
Telephone Number:	(205) 488 - 3959		
E-mail Address:	twomack@cowin.com		



Company ID Number: 505216

**THE E-VERIFY PROGRAM FOR EMPLOYMENT VERIFICATION
MEMORANDUM OF UNDERSTANDING**

ARTICLE I

PURPOSE AND AUTHORITY

This Memorandum of Understanding (MOU) sets forth the points of agreement between the Department of Homeland Security (DHS) and Cowin Equipment Co Inc (Employer) regarding the Employer's participation in the Employment Eligibility Verification Program (E-Verify). This MOU explains certain features of the E-Verify program and enumerates specific responsibilities of DHS, the Social Security Administration (SSA), and the Employer. E-Verify is a program that electronically confirms an employee's eligibility to work in the United States after completion of the Employment Eligibility Verification Form (Form I-9). For covered government contractors, E-Verify is used to verify the employment eligibility of all newly hired employees and all existing employees assigned to Federal contracts or to verify the entire workforce if the contractor so chooses.

Authority for the E-Verify program is found in Title IV, Subtitle A, of the Illegal Immigration Reform and Immigrant Responsibility Act of 1996 (IIRIRA), Pub. L. 104-208, 110 Stat. 3009, as amended (8 U.S.C. § 1324a note). Authority for use of the E-Verify program by Federal contractors and subcontractors covered by the terms of Subpart 22.18, "Employment Eligibility Verification", of the Federal Acquisition Regulation (FAR) (hereinafter referred to in this MOU as a "Federal contractor with the FAR E-Verify clause") to verify the employment eligibility of certain employees working on Federal contracts is also found in Subpart 22.18 and in Executive Order 12989, as amended.

ARTICLE II

FUNCTIONS TO BE PERFORMED

A. RESPONSIBILITIES OF SSA

1. SSA agrees to provide the Employer with available information that allows the Employer to confirm the accuracy of Social Security Numbers provided by all employees verified under this MOU and the employment authorization of U.S. citizens.
2. SSA agrees to provide to the Employer appropriate assistance with operational problems that may arise during the Employer's participation in the E-Verify program. SSA agrees to provide the Employer with names, titles, addresses, and telephone numbers of SSA representatives to be contacted during the E-Verify process.
3. SSA agrees to safeguard the information provided by the Employer through the E-Verify program procedures, and to limit access to such information, as is appropriate by law, to individuals responsible for the verification of Social Security Numbers and for evaluation of the E-Verify program or such other persons or entities who may be authorized by SSA as governed



Company ID Number: 505216

To be accepted as a participant in E-Verify, you should only sign the Employer's Section of the signature page. If you have any questions, contact E-Verify at 888-464-4218.

Employer Cowin Equipment Co Inc	
Tracy Womack	
Name (Please Type or Print)	Title
Electronically Signed	02/15/2012
Signature	Date

Department of Homeland Security – Verification Division

USCIS Verification Division

Name (Please Type or Print)		Title
Electronically Signed		02/15/2012
Signature		Date

Information Required for the E-Verify Program

Information relating to your Company:

Company Name:	Cowin Equipment Co Inc
Company Facility Address:	2238 Pinson Valley Parkway
	Birmingham, AL 35217
Company Alternate Address:	PO Box 10624
	Birmingham, AL 35202
County or Parish:	JEFFERSON
Employer Identification Number:	630141942