

BID SUBMITTAL FORM
Alabama County Joint Bid Program
Heavy Equipment – Bid Item: Compact Track Excavator Option D-3

Company Name: Cowin Equipment Company Inc.

Address: 4325 Northern Blvd

Montgomery AL 36110

Bid Submitted by: John Edwards

(Name of company representative)

Title: Governmental Sales Manager E-mail address: jedwards@cowin.com

Phone: 850-685-7055 Fax: 334-834-2272

By submitting this bid, we agree:

Initials

The equipment model number identified below meets the bid specs for this bid item

JE

That the bid price will be honored for all counties for the period from January 1, 2022 to December 31, 2022.

JE

The equipment will be delivered at the bid price to all counties participating in the joint bid program.

JE

The company acknowledges the freight preparation and delivery price is to be included in the total bid price for the standard machine.

JE

The company representative listed above will be the contact person for purchasing this bid item under the joint bid program.

JE

The bid is accompanied by a current catalog or model specification document for the model number identified below.

JE

The bid is accompanied by a copy of the manufacturer's standard warranty as required in the bid specifications.

JE

The bid includes the e-verify documentation required by Alabama law.

JE

If awarded the bid, a performance bond will be provided upon request.

JE

The bid documents include the **Manufacturer's Suggested Retail Price Sheet (MSRP) for the Standard Machine.**

JE

Total Bid Price for Standard Machine: \$ 104,428.⁰⁰

(Total Bid Price for Standard Machine Includes Freight Preparation, Delivery and Standard Warranty Costs) *

Freight Preparation and Delivery: \$ 1,750.⁰⁰
(Included in Standard Machine Bid Price)

Manufacturer's Suggested Retail Price for Standard Machine: \$ 113,998.⁰⁰

Equipment Model #: Takeuchi TB290

Description: Compact Track Excavator

Signature of company representative submitting bid: John Elward

Title: Governmental Sales Manager

* **NOTE:** Award will be made based on the total cost of the **Standard Machine**. The total cost of the standard machine is to include the freight preparation, delivery and standard warranty cost. Freight preparation, delivery will be excluded from the total bid price of the standard machine in determining the percentage discount for any available options.

BID SUBMITTAL FORM: OPTION COST SHEET

By submitting this bid, we agree:

To offer any available options at the percent difference between the Manufacturer's Suggested Retail Price Sheet and the actual bid price on the Standard Machine*

DE

The bid documents include the **Manufacturer's Suggested Retail Price Sheet (MSRP)** for the Standard Machine

DE

Equipment Model #: Takeuchi TB 290

Description: Compact Track Excavator

Signature of company representative submitting bid: John Edwards

Title: Governmental Sales Manager

***Note:** The percent difference between the **Manufacturer's Suggested Retail Price Sheet (MSRP)** for the standard machine as specified by these **Bid Specifications** and the actual price bid by the vendor will be calculated to determine the percentage discount to be applied to any available options. The bid price of the freight preparation, delivery cost shall be excluded in determining the percentage discount to be applied to available options. Any individual county may choose to add any available option to the standard machine at the percentage discount at the time of purchase.

BID SPECIFICATIONS FOR COMPACT TRACK-MOUNTED HYDRAULIC EXCAVATOR Option D-3

GENERAL

These specifications shall be construed as the minimum acceptable standards for a track mounted hydraulic excavator with long undercarriage. Should the manufacturer's current published data or specifications exceed these standards, the manufacturer's standards shall be considered minimum and shall be furnished. All integral parts not specifically mentioned in the scope of these specifications that are necessary to provide a complete working unit shall be furnished. Additionally, the machine offered for bid shall include all standard manufacturers' equipment. The excavator must be a new current production model and shall meet all EPA and other applicable standards at the time of manufacture.

Use of specific names and numbers in the specifications is not intended to restrict the bidder or any seller or manufacturer, but is intended solely for the purpose of indicating the type, size and quality of equipment considered best adapted to the uses of the counties participating in this joint bid.

BID SUBMITTAL FORM

Each bidder must submit his or her bid on the bid submittal form included in the invitation to bid package. All written warranties to be submitted shall be attached to the bid submittal form.

BID PRICE

The price bid shall include all destination charges, delivery charges, title fees, rebates, and all other applicable costs and refunds.

MANUALS

Each unit shall be provided with one (1) copy of the operator's manual, one [1] repair manual, and one (1) copy of the current parts manual. Units will not be accepted for delivery until the manuals as outlined above are received by the purchaser.

REPLACEMENT PARTS AVAILABILITY

Parts must be available for 5 years or 7,500 hours of use for the piece of equipment. If any replacement parts are not delivered within three (3) working days of an order being placed, the bidder will deliver an equivalent machine for the county to use at no cost to the county until such time as the parts are delivered to the county so it can affect repairs to its machine.

WARRANTY

Bidders shall submit a copy of the manufacturer's standard warranty. Warranty shall include service response time of maximum of 36 hours within notification by county.

Yes ☒ No ☐

Page#

or

Attachment ☒

WEIGHT

Minimum 19,000 lbs.

Yes ☒ No ☐
Page # 4

Four (4) cylinders, minimum 200 cubic inch diesel engine with minimum 69 net flywheel horsepower. Tier 4 Final

Yes ☒ No ☐
Page # 4

80 Amp Alternator

Yes ☒ No ☐
Page# 2

UNDERCARRIAGE

Undercarriage length shall be minimum 9'-4"

Yes ☒ No ☐
Page # 5

Track shoe width shall be minimum 17.7" and shall have automatic tensioning.

Yes ☒ No ☐
Page # 2

Minimum five (5) track rollers per side.

Yes ☒ No ☐
Page # 5

Minimum one (1) carrier rollers per side.

Yes ☒ No ☐
Page # 5

Unit shall be equipped with steel tracks with rubber track pads.

Yes ☒ No ☐
Page # 2

Unit shall have automatic two speed travel.

Yes ☒ No ☐
Page# 2

CAPACITIES

Fuel Tank Capacity – 33 gallon minimum

Yes ☒ No ☐
Page # 4

Hydraulic Tank Capacity – 19 gallon minimum

Yes ☒ No ☐
Page # 4

Hydraulic System Capacity – 37 gallon minimum

Yes ☒ No ☐
Page 4

Engine Coolant – 2 gallon minimum

Yes ☒ No ☐
Page # 4

BOOM AND STICK

One-piece boom with minimum 9'-4" length. Boom shall have swing angle of 70 degrees left and 60 degrees right.

Yes ☒ No ☐
Page # 5

Stick shall be a minimum 7.4' long

Yes ☒ No ☐
Page # 5

DIMENSIONS

Reach at ground level – 23' 11" minimum

Yes ☒ No ☐
Page # 5

Bucket breakout force – minimum 16,500 lbs.

Yes ☒ No ☐
Page # 4

Stick digging force – minimum 8,100 lbs.

Yes ☒ No ☐
Page # 4

BUCKET

Standard with no bucket. Buckets will be considered optional attachment's.

HYDRAULICS

Hydraulic pump output shall be a minimum of 62 GPM

Yes ☒ No ☐
Page # 4

Shall be equipped with two auxiliary hydraulic circuits plumbed to the end of arm.

Aux Main Circuit Flow – 26 gpm minimum

Secondary Flow – 14 gpm minimum

Yes ☒ No ☐
Page# 4

Unit shall have Hydraulic pattern changer and multiple attachment presets

Yes ☒ No ☐
Page# 2

Blade

Blade width – minimum 7.3'

Yes ☒ No ☐
Page # 5

CAB

Enclosed ROPS cab:

Heater

Yes ☒ No ☐
Page # 2

Factory installed air conditioning and Heater

Yes ☒ No ☐
Page # 2

AM/FM radio

Yes ☒ No ☐
Page # 2

Deluxe Suspension Seat

Yes ☒ No ☐
Page # 2

INVITATION TO BID

HEAVY EQUIPMENT

NOTICE OF BID OPENING

NOTICE IS HEREBY GIVEN that the Association of County Commissions of Alabama, which administers the Alabama County Joint Bid Program on behalf of Alabama's county governing bodies, shall receive and open bids for the purchase of zero (0) or more items of heavy road equipment at its office located at 2 North Jackson Street, Montgomery, Alabama, at **10:00 a.m. on Friday, October 22, 2021**. Bid specifications are available at <http://www.alabamacounties.org/heavy-equipment/> for each of the following items:

Asphalt Milling Attachments
Light Duty Backhoe
Medium Duty Backhoe
Heavy Duty Backhoe Option A
Heavy Duty Backhoe Option C
85 PTO Tractor Option A
85 PTO Tractor Option B
95 PTO Tractor Option A
95 PTO Tractor Option B
Track Mount Excavator Option A-1
Track Mount Excavator Option A-2
Track Mount Excavator Option A-3
Track Mount Excavator Option B-1
Track Mount Excavator Option B-2
Track Mount Excavator Option B-3
Track Mount Excavator Option C-1
Track Mount Excavator Option C-2
Compact Track Mount Excavator Option D-1
Compact Track Mount Excavator Option D-2
Compact Track Mount Excavator Option D-3
Mini Track Excavator Option E-1
19 Ton Wheeled Excavator
21 Ton Wheeled Excavator
2WD Highway Speed Truck Excavator
4WD Highway Speed Truck Excavator
Light Duty Motor Grader – Option A
Light Duty Motor Grader – Option B
Heavy Duty Motor Grader – Option A
Heavy Duty Motor Grader – Option B
Medium Duty Motor Grader – Option A
Medium Duty Motor Grader – Option B
Medium Duty Motor Grader – AWD
100 HP Heavy Duty Hydrostatic Bulldozer – Option B
100 HP Heavy Duty Hydrostatic Bulldozer – Option C
100 HP Heavy Duty Hydrostatic Bulldozer – Option D

125 HP Heavy Duty Hydrostatic Bulldozer – Option A
125 HP Heavy Duty Hydrostatic Bulldozer – Option B
Mulching Dozer
3 CY Wheel Loader Option A
3 CY Wheel Loader Option B
3 CY Wheel Loader Option C
3.65 CY Wheel Loader Option A
3.65 CY Wheel Loader Option B
Heavy Duty Dump Chassis – Option A
Heavy Duty Dump Chassis – Option C
Heavy Duty Dump Chassis – Option D
Heavy Duty Dump Chassis – Option F
Lowboy Tractor Option – A
Lowboy Tractor Option – B
Lowboy Tractor Option – E
Skid Steer Loader w/no attachments
Skid Steer Attachments
Ride-on Industrial Boom Mower
Asphalt Distributor Truck
Chip Spreader
Rubber Tire Roller
7.5 Ton Single Drum Vibratory Roller
One-man Pothole Patcher Option A
One-man Pothole Patcher Option B
Trailer Mounted Patcher – Diesel
Trailer Mounted Patcher – Air Compressor/Tools
Trailer Mount Mastic Patcher/Crack Sealer
Asphalt Storage Tanks
Half Round End Dump Trailer
Lowboy Trailers – 35 Ton/55 Ton
Tag Trailer – 20 Ton
Road Wideners and Attachments
16' Steel Dump Bodies Options B, D, E, F (Automatic and Manual)

Time is of the essence in submitting bids and only bids received in the Association office by 10:00 a.m. Central Time on Friday, October 22, 2021 will be opened and considered. Bidders and any other interested individuals are invited to attend the bid opening.

THE INVITATION PACKAGE

The invitation package for each item to be bid includes: this invitation to bid, the written bid specifications for the particular item of heavy road equipment, and a Bid Submittal Form to be used in submitting a bid for that particular item. Bidders should verify that they have received all pages of the invitation package. If there are any omissions, the bidder should contact **Kenya Howard** in the Association office by mail, fax, or e-mail (jointbid@alabamacounties.org) to request missing pages. It is the responsibility of the bidder to make this request in sufficient time to prepare and submit the bid in time for the bid opening. Bidders should carefully read and comply with all parts of the invitation package, including all attachments and/or any addendum.

PREPARING AND SUBMITTING BIDS

All bids must be typed or hand written in ink on the attached Bid Submittal Form. **The completed Bid Submittal Form shall be placed in front of and separated from all other documents included in the bid packet, such that it will be the first document viewed upon opening the bid packet.**

Bids submitted in pencil and bids not submitted on the Bid Submittal Form will **not** be considered. All bids shall include a current catalog or model specification document for the equipment model number being offered for consideration. Bids submitted without such documentation will **not** be considered. Only information contained on the attached Bid Submittal Form and in the model specification document will be considered in evaluating bids.

Each separate requirement in the bid specification includes a block for indicating whether or not the item bid meets the specification. The bidder shall indicate compliance with each requirement by checking "Yes" or "No" in the block to the right of each bid specification. In addition, the bidder shall indicate the page number in the supplied manufacturer's equipment literature on which compliance with the specification can be verified. Failure to complete this portion of the bid form may result in the subject bid not being considered.

Each bid for one of the heavy equipment items included in the bid package must be submitted on the Bid Submittal Form for that item and forwarded in a separate envelope with the bid item and item number clearly identified on the outside of the envelope. Envelopes containing a "no bid" shall also include the words "NO BID" on the outside of the envelope. Facsimiles and e-mails will not be accepted. Bids submitted by "Express/Overnight" services must be in a separate inner envelope or package sealed and identified as stated above. All bids must be received in the Association office prior to the bid opening. Bids received after the deadline will be returned unopened.

The County Joint Bid Program reserves the right to require a performance bond from successful bidders as permitted under Alabama law. However, **no bid bond is required for this bid offering.**

All bids should be mailed or hand-delivered to:

Attn: Joint Bid Program
Association of County Commissions of Alabama
2 North Jackson Street Montgomery, Alabama 36104 (Physical Address)
P.O. Box 5040, Montgomery, Alabama 36103 (Mailing Address)

BID SPECIFICATIONS

Please note that each piece of heavy equipment available for bid may include several different sizes and categories of machines. You should read each set of specifications very carefully as the differences vary depending upon the piece and size of equipment.

The award will be based on the total cost of the **Standard Machine** bid by the lowest responsible bidder. Each Bid shall include a **Manufacturer's Suggested Retail Price Sheet (MSRP)** for each machine bid. The percent difference between the Manufacturer's Suggested Retail Price (MSRP) for the standard machine as specified by these bid specifications and the actual price bid by the vendor will be calculated and that percentage discount shall be applied to any options an individual county may choose to add to the machine.

Once the bids have been awarded, any county participant purchasing under this program may, at its discretion, add any of the vendor's available options at the same discount off the Manufacturer's Suggested Retail Price Sheet as was applied to the Standard Machine Price Bid.

Any use of specific names and/or model numbers in the attached specifications is not intended to restrict the bidder or any seller or manufacturer, but is included solely for the purpose of indicating the type, size, and quality of materials, product services, or equipment considered best adapted to the use of the counties participating in the joint bid program.

ACQUISITION AND FINANCING OPTIONS

The awarded Vendor will provide the equipment, including any options required by the purchaser, at the awarded price as contracted through the Joint Bid Program. The purchaser may secure its own financing to acquire the equipment or execute any financial options available under Alabama law with the awarded Vendor in order to acquire the equipment.

BIDDER QUALIFICATIONS

All bidders and all program participants must be in compliance with any applicable federal, state, county and municipal laws, regulations, resolutions and ordinances, including but not limited to, licensing, permitting, and taxation requirements. All bidders should be prepared to submit evidence or documentation as proof that they are properly licensed and permitted under any applicable laws upon request. Such evidence or documentation may be submitted with the bid. Additionally, all bidders shall provide proof that they are in compliance with the e-verify requirements of Alabama's Immigration Law (Ala. Code § 31-13-1 et seq., as amended by Act No. 2012-491).

BID AWARD

The Houston County Commission will serve as the awarding authority for all bids and will award all contracts at a regular meeting of the Houston County Commission. Any and all bids submitted in compliance with this invitation to bid shall be considered, and award will be made to the lowest responsible bidder meeting bid specifications as determined by the awarding authority in compliance with Alabama law. All bids will be reviewed and evaluated by a committee created for that purpose, which committee will make comments and recommendations to the awarding authority regarding the award. All factors contained in each invitation package will be evaluated in determining the successful bidder, and any omissions of the stated requirements may be cause for rejection of the bid submitted. The awarding authority reserves the

right to reject any and all bids, to waive any informality in bids, and to accept in whole or in part such bid or bids solely at its discretion.

The contract period will be one year with an option to renew for a second and third year under identical price, terms, and conditions upon the mutual consent of the vendor and the awarding authority. Any renewal contract shall be approved in writing by the vendor and the awarding authority no later than 90 days prior to the expiration of the existing contract.

CONTACT REGARDING BIDS AND INVITATION

Contact initiated by a potential bidder with any county official, county employee, or member of the Association staff shall only be as specifically set out in this Invitation to Bid. Any questions related to the bid or the County Joint Bid Program shall be directed to Association staff in writing under the procedures set out in this Invitation to Bid. Additionally, a bidder may contact the Association in writing to request an appointment to review bid specifications following the bid opening. **However, there shall be no communication with any county official or county employee regarding this bid between the date of this invitation and the date of bid award.** Any contact other than as set out here shall be deemed as an attempt to unduly influence the bid award, and shall be grounds for rejection of the bid submitted by the bidder initiating such other contact.

Any questions or problems related to downloading or obtaining copies of this Invitation to Bid should be directed to **Kenya Howard** at jointbid@alabamacounties.org or **334-263-7594**.

Any other questions or requests for additional information regarding this invitation or the bid specifications shall be submitted **in writing** no later than five (5) days prior to bid opening to:

Patrick McDougald
Association of County Commissions of Alabama
2 North Jackson Street
Montgomery, Alabama 36104

Fax Number (334) 263-7678
E-mail: barbeng@bellsouth.net

TAKEUCHI

TB290

Excavator

STANDARD EQUIPMENT	
Operating Weight: 18,630 lbs.	ROPS/OPG enclosed cab w/ air conditioner/heat, windshield wiper,
Width: 7' 7"	12v power outlet, and AM/FM/MP3 radio
Maximum Dig Depth: 15'	Color 5.7" gauge panel with multi-function operator information center
Bucket Digging Force: 16,565 lbs.	10-way adjustable high back suspension seat
Net Horsepower / RPM: 69.2 / 2,000	Pilot operated joystick control with pattern change valve
Travel Speed: 1.6 / 3.1 mph	EPA Final Tier 4 turbocharged engine with DPF and engine monitoring system
Auxiliary Flow: 26.4 gpm	Self bleeding fuel system with ground level fuel fill, sight gauge and lockable door
Second Aux Flow: 14.5 gpm	Side by side radiator and hydraulic cooler
Boom Swing: Left 70°/ Right 60°	Load sensing variable displacement hydraulic system
Track Width: 17.7" Rubber / 21.7" Steel	Primary and secondary 2-way auxiliary hydraulic circuits w/adjustable flow
Two speed travel with automatic shift down	control system and proportional slide switch
Reinforced arm w/ Integrated thumb mount	Primary auxiliary continuous mode and one-way mode
Heavy duty dozer blade with float	Safety features include: large skylight with sun shade,
Automatic track tensioner	travel alarm, retractable seat belt, control lockout, pilot accumulator, boom holding,
Auto Idle	valve with lift alarm, mirrors and lights
TFM hardware standard equipment, service included through the standard warranty period (sn 185102670 ~)	

BASE MACHINE WITH STANDARD EQUIPMENT		
Factory Code	Description	MSRP
TB290CR	TB290 Cab Equipped with Rubber Tracks	\$108,354
TB290CS	TB290 Cab Equipped with Steel Tracks	\$109,300
TB290CRA (w/ Angle Blade)	TB290 Cab (Rubber Tracks) with Angle Blade Angle Blade features 25 degree left and right angle, cylinder protective guards	\$114,202
TB290CSA	TB290 Cab (Steel Tracks) with Angle Blade	\$115,439
TB290CL (w/ Segmented Rubber Tracks)	TB290 Cab (above Equipped except with Segmented Rubber Tracks)	\$113,998
TB290CLA (w/ Angle Blade & Segmented Rubber Tracks)	TB290 Cab (above Equipped except with Segmented Rubber Tracks) with Angle Blade , Angle Blade features 25 degree left and right angle, cylinder protective guards	\$119,846

BASE MACHINE PRICE DOES NOT INCLUDE BUCKET

ATTACHMENTS		
Takeuchi Hydraulic Pin Grabber Coupler / Bucket / Hydraulic Thumb		
AQC-PH290I	INSTALLED	Hydraulic Pin Grabber Coupler (TB370) - Includes set of dead pins & hoses(Installed)
AQC-PH290	Field Installed	Hydraulic Pin Grabber Coupler (TB370) - Includes set of dead pins & hoses
ABE-290-PO18T		18" Pin-On Bucket with Teeth (for Hyd Pin Grabber Coupler)
ABE-290-PO24T		24" Pin-On Bucket with Teeth (for Hyd Pin Grabber Coupler)
ABE-290-PO36T		36" Pin-On Bucket with Teeth (for Hyd Pin Grabber Coupler)
ATE-290I	INSTALLED	Hydraulic Thumb (4-tine) (Only compatible w/ 18" or larger Buckets)
ATE-290K	Field Installed	Hydraulic Thumb (4-tine) (Only compatible w/ 18" or larger Buckets)
DPK-290		Bucket Pin Kit (includes Hardware)
Tag Manual Coupler / Pin on Buckets / Hydraulic Thumb		
BTB07018		18" Pin-On Bucket with teeth, 5.6 cu. ft. capacity
BTB07024		24" Pin-On Bucket with teeth, 7.8 cu. ft. capacity
BTB07036		36" Pin-On Bucket with teeth, 12.2 cu. ft. capacity
BQC07000		Quick Coupler
BQC07018		18" Quick Coupler Bucket with teeth, 6.2 cu. ft. capacity
BQC07024		24" Quick Coupler Bucket with teeth, 8.6 cu. ft. capacity
BQC07036		36" Quick Coupler Bucket with teeth, 12.2 cu. ft. capacity
BQC07036D		36" Quick Coupler Ditch Bucket 11.5 cu. ft. capacity
ATH290I	INSTALLED	Hydraulic thumb (Only compatible w/ 18" or larger Buckets)
ATH290K	Field Installed	Hydraulic thumb (Only compatible with 18" and larger buckets)

FIELD INSTALLED OPTIONS		
1914199948	3" Retractable seat belt in lieu of standard 2"	\$91.00

HYDRAULIC EXCAVATOR

TB290

ACCA

TAKEUCHI

From World First to World Leader



John Edwards
Governmental Sales Manager
850-685-7055
jedwards@cowin.com

TAKEUCHI
TAKEUCHI MFG. CO., LTD.



Product Features & Specifications

ENGINE

- U.S. EPA Final Tier 4 Compliant
- Turbocharged
- DOC+DPF Exhaust After Treatment
- Automatic Fuel Bleed System
- Dual Element Air Filter
- Automatic Idle
- Working Modes: Power, Eco, and High Altitude
- Engine Preheat Starting Aid
- High Capacity Radiator and Hydraulic Oil Cooler
- High Capacity Fuel Filters

ELECTRICAL

- 5.7" Color Multi-Informational Display
- Sealed Rocker Switches
- 12 volt System with 80 amp Alternator
- Halogen Work Lights: Boom and Side Cover
- Travel Alarm
- Horn

TAKEUCHI FLEET MANAGEMENT

- 2 Year Standard Service
- Minimize Downtime
- Remote Diagnostics
- Utilization Tracking
- Proactive Maintenance
- Control Costs

UNDERCARRIAGE AND FRAME


- Triple Flanged Track Rollers
- 2-Speed Travel with Automatic Shift
- High Torque Planetary Final Drive
- Auto Track Tensioning
- Heavy Duty Dozer Blade with Float
- Large Wraparound Counterweight
- 17.7" Rubber Tracks
- 17.7" Segmented Rubber Tracks (optional)
- 21.7" Steel Tracks (optional)
- Power Angle Blade with Float (optional)

OPERATOR'S STATION


- Cab with Automatic Climate Control System, Windshield Wiper and Washer, Skylight with Sunshade, AM / FM / MP3 Radio, 12v Power Outlet
- ROPS and OPG level 1
- Deluxe High Back Suspension Seat
- Adjustable Arm Rests
- 2" Retractable Seat Belt
- 3" Retractable Seat Belt (optional)

HYDRAULIC & WORKING EQUIPMENT

- Closed Center, Load Sensing Hydraulics
- Cushioned Boom, Arm, and Swing Cylinders
- Load Sensing Piston Pump
- Hydraulic Pilot Controls
- Proportional Auxiliary Controls with Detent
- Adjustable Auxiliary Flow
- Large Hydraulic Reservoir with Fluid Level Sight Gauge
- Primary and Secondary Auxiliary Hydraulic Circuit Plumbed to Arm
- Multiple Attachment Presets
- Flow Selector Valve, Primary Auxiliary Circuit
- Pilot Accumulator
- Pattern Change Valve (ISO or SAE)
- Dual Boom Cylinders
- Boom Holding Valve with Lift Overload Alarm
- Long Arm with Integrated Thumb Mount
- Dual Pin Position Bucket (optional)
- Mechanical Bucket Quick Coupler (optional)
- Main Pin Hydraulic Thumb (optional)



Spacious Cabin



Automotive Styled Interior

TOUGH, POWERFUL, RELIABLE




Large Floor with Foot Rest



Wraparound Counterweight



Triple Flange Track Rollers



Work Lights

Big on performance, the TB290 has a wide array of features that maximize efficiency and productivity. A closed center, load sensing hydraulic system allows the TB290 to have outstanding multi-function capabilities, and the attachment presets greatly expands the machine's versatility. The cabin on the TB290 is spacious and well appointed. A large color monitor keeps the operator informed of critical machine functions. The auxiliary flow rates can be adjusted from the operator's seat. A deluxe high back suspension seat can be adjusted for comfort, and the

automatic climate control system keeps the operator comfortable year round. Service and maintenance access is greatly enhanced with an engine and side cover that open high overhead for unmatched ground level serviceability. Key hydraulic components including the main control valve, hydraulic tank and sight gauge, and selector valve are mounted outboard for easier inspection and maintenance, and all daily inspection points for the engine can be easily accessed from the rear of the machine.



Large lockable service hoods provide vandalism protection and outstanding maintenance access.

OPERATING PERFORMANCE

Operating Weight - Cab (Rubber)	18,630 lb	(8,450 kg)
Cab (Steel)	19,145 lb	(8,685 kg)
Maximum Bucket Breakout Force	16,565 lb	(7,514 kg)
Maximum Arm Digging Force	8,161 lb	(3,702 kg)
Arm Length	7 ft 0.0 in	(2,130 mm)
Slew Speed	10.3 rpm	
Traction Force	19,780 lb	(8,972 kg)
Ground Pressure - Cab (Rubber)	5.5 psi	(37.9 kPa)
Cab (Steel)	4.8 psi	(33.1 kPa)
Max Travel Speed		
Low Range	1.6 mph	(2.6 km / hr)
High Range	3.1 mph	(5.0 km / hr)

HYDRAULIC SYSTEM

Total Hydraulic Flow	62.5 gpm	(236.6 Lpm)
Auxiliary Flow - Primary Circuit	26.4 gpm	(100.0 Lpm)
Auxiliary Flow - Secondary Circuit	14.5 gpm	(55.0 Lpm)
Hydraulic System Pressure	3,990 psi	(27.5 MPa)

ENGINE


Make / Model	Yanmar / 4TNV98CT	
Displacement	202 cu in	(3.3 L)
Horsepower @ 2,000 rpm	69.2 hp	(51.6 kW)
Maximum Torque @ 1,300 rpm	227.2 ft-lb	(308 Nm)

FLUID CAPACITIES

Engine Lubrication	10.8 qt	(10.2 L)
Cooling System	14.8 qt	(14.0 L)
Fuel Tank Capacity	33.8 gal	(128.0 L)
Fuel Consumption (65% of Full Load)	2.4 gal / hr	(9.1 L / hr)
Hydraulic Reservoir Capacity	19.3 gal	(73.0 L)
Hydraulic System Capacity	37.0 gal	(140.0 L)



Multi-Informational Display



Dozer Blade with Float




Long Arm with Thumb Mount



Multi-Function Switch Bank

TB290 Lifting Capacities at Ground Level*

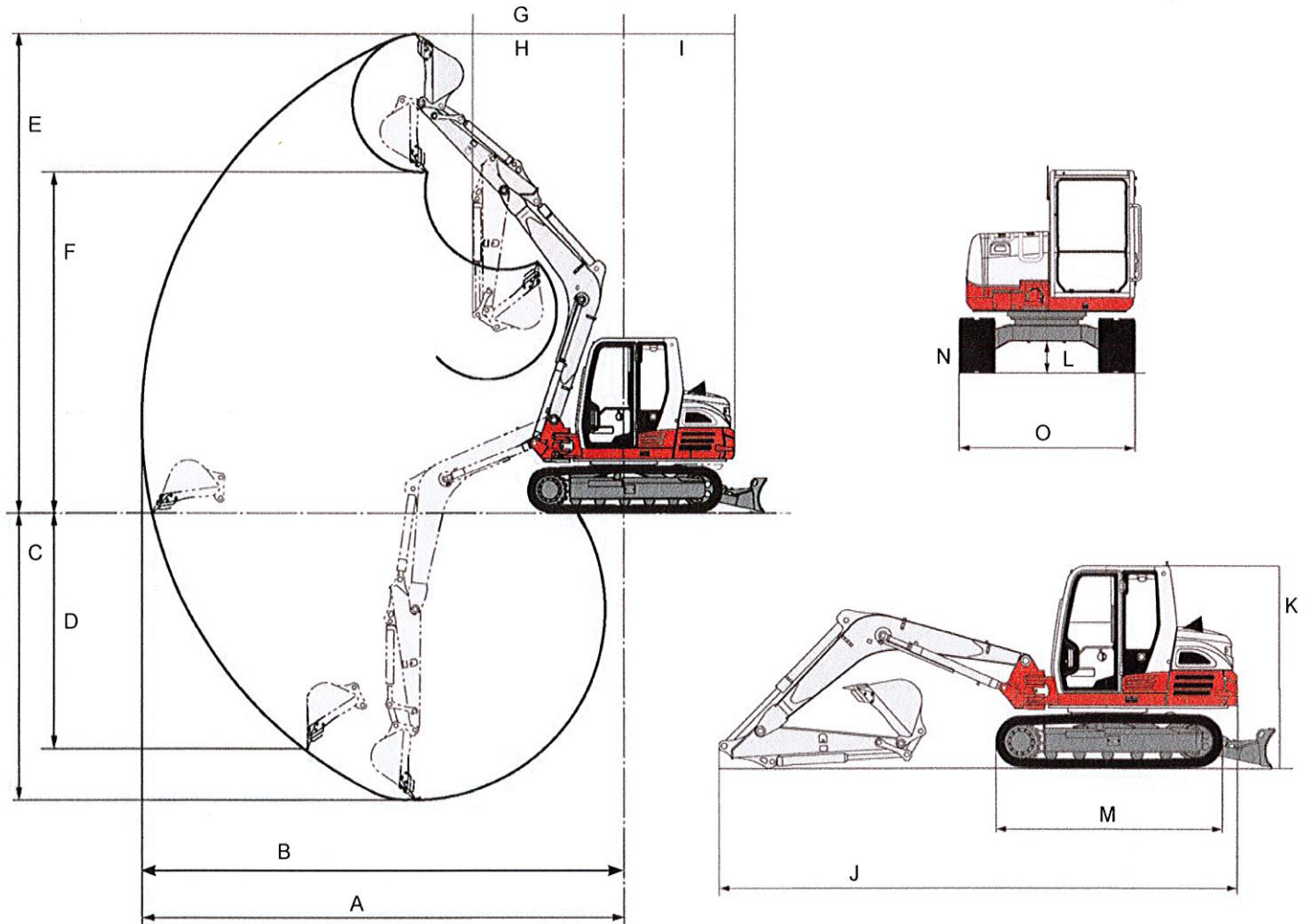
Lift Point Radius from Rotation Axis		9 ft (2,743 mm)		12 ft (3,657 mm)	
	Lifting Capacities Over Front, Blade Down	6,728 lb	(3,052 kg)	8,524 lb	(3,866 kg)
	Lifting Capacities Over Side	5,829 lb	(2,644 kg)	3,839 lb	(1,741 kg)

* Ratings based on ISO10567 and do not exceed 87% of hydraulic lift or 75% of tipping load.

ATTACHMENTS

Takeuchi now offers attachments for all of your Takeuchi equipment. See your authorized Takeuchi dealer for additional information and attachment options.

TB290 Compact Excavator



MACHINE DIMENSIONS

A	Maximum Reach	24 ft 5.0 in	(7,435 mm)
B	Maximum Reach at Ground Level	23 ft 11.0 in	(7,290 mm)
C	Maximum Digging Depth	15 ft 0.0 in	(4,580 mm)
D	Maximum Vertical Digging Depth	12 ft 6.4 in	(3,820 mm)
E	Maximum Dig Height	23 ft 11.1 in	(7,290 mm)
F	Maximum Dumping Height	17 ft 3.0 in	(5,258 mm)
G	Front Swing Radius	8 ft 2.0 in	(2,495 mm)
H	Front Swing Radius with Boom Offset	6 ft 8.0 in	(2,030 mm)
I	Tail Swing Radius	5 ft 5.0 in	(1,650 mm)
J	Transport Length	21 ft 10.0 in	(6,660 mm)
K	Transport Height	8 ft 5.0 in	(2,565 mm)
L	Ground Clearance	1 ft 3.0 in	(385 mm)
M	Undercarriage Length	9 ft 4.0 in	(2,855 mm)
N	Track Width (Rubber)	17.7 in	(450 mm)
O	Undercarriage Width	7 ft 3.0 in	(2,210 mm)



2 YEAR
2,000 HOUR
FULL MACHINE
WARRANTY



© 2019 Takeuchi Manufacturing (U.S.), Ltd. All Rights Reserved. Printed in the U.S.A.
In accordance with our established policy of continued improvement, specifications and
features are subject to change without notice. Pictures may show options other than
standard equipment.
FORM: TB290 Compact Excavator Spec Sheet - Feb. 2019 - (TFM) s/n 185102670 ~

TAKEUCHI
From World First to World Leader



New Machine Limited Warranty

Takeuchi Mfg. (U.S.), Ltd. provides the following "New Machine Limited Warranty" to the first purchaser of each new Takeuchi machine.

1) WARRANTY PERIOD:

Subject to the terms of this warranty, Takeuchi warrants to the first purchaser that the new Takeuchi machine will be free from defects in material and workmanship for the warranty period set forth below. The warranty period starts at the time the machine is first placed into service by anyone.

- New Machines: Excavators, Rubber Track Loaders, Skid Steer Loaders, and Wheel Loaders – 24 months or 2,000 hours of use, whichever occurs first
- Takeuchi Replacement Parts – 12 months or to the end of the new machine warranty period, whichever is longer
- Batteries – 12 months, Pro Rata Basis
- Takeuchi Attachments and Options – 12 months (excluding ground engaging attachments)
- Rubber Tracks – Takeuchi brand OEM and aftermarket tracks 12 months, Pro Rata Basis (parts only).
- Rubber Tires – Contact tire manufacturer for warranty information and consideration

2) THE TAKEUCHI NEW MACHINE LIMITED WARRANTY DOES NOT COVER:

- Any machine which has been altered or modified in a manner which, in the sole judgment of Takeuchi, affects its performance, stability, or reliability, including the use of non-approved attachments.
- Depreciation or damage caused by normal wear and tear, by failure to properly maintain the machine, improper use or abuse of the machine, collision, fire, or other accident, vandalism, negligence, other casualty or operation beyond rated capacity or specifications.
- Parts or components that are covered by separate and specific warranties, including but not limited to Engine Emission Control systems, tires, and warranties extended by other manufacturers.
- Accident or damage caused by the environment, such as but not limited to, exposure to corrosive or hazardous materials.
- Replacement of wear items, such as but not limited to: buckets, bucket teeth, cutting edges, ground engaging tools, pins, bushings, paint, glass, radios, wheels, and abuse, neglect, or wear of tires, tracks, and undercarriage components.
- Normal maintenance parts and labor, including but not limited to: replenishment of oils, lubricants, coolants, fluids, hydraulic oil, lights, filters, belts, hoses, and fittings.
- Machines not properly registered with Takeuchi when first placed in service.
- Costs associated with pickup and delivery of the equipment, rental of replacement equipment during the repair period, economic loss during the repair, overtime labor charges, travel time, mileage or zone charges, and freight charges of replacement parts.

3) SECURING WARRANTY SERVICE:

- Takeuchi will, during the applicable warranty period, repair or replace, at its option any component or parts (except those specified above) that, as delivered to the original purchaser, are defective in material and workmanship. Takeuchi will determine in its sole discretion, whether a defect or failure is covered by this warranty. No charge shall be made to the purchaser for parts and reasonable labor incurred in making the repairs except as otherwise stated below.
- Warranty repairs will be performed by an authorized Takeuchi service center upon delivery of the machine or defective part to the service center. At the time of requesting the warranty service, the purchaser must present evidence of the date of purchase of the machine.
- The purchaser shall pay any premium for overtime and additional labor requested by the purchaser, any charge for field service calls, mileage charges, transporting the machine or parts thereof to and from the place where the warranty repair is performed and any unusual freight charges for the shipment of parts from Takeuchi which the purchaser may request.

4) NO REPRESENTATIONS OR IMPLIED WARRANTIES:

THIS LIMITED WARRANTY IS THE ONLY WARRANTY MADE BY TAKEUCHI MFG. (U.S.), LTD., A GEORGIA CORPORATION, AND ITS AFFILIATES AND NEITHER TAKEUCHI NOR ANY COMPANY AFFILIATED WITH TAKEUCHI MAKES ANY OTHER WARRANTIES, REPRESENTATIONS, OR PROMISES, EXPRESS OR IMPLIED, AS TO THE QUALITY, PERFORMANCE, SERVICE, REPAIR, TRANSPORT, OR OTHER USE OF TAKEUCHI MACHINES OR COMPONENTS THEREOF. TAKEUCHI EXPRESSLY EXCLUDES AND DISCLAIMS ANY AND ALL IMPLIED WARRANTIES, INCLUDING THE IMPLIED WARRANTIES OF FITNESS FOR A PARTICULAR PURPOSE AND MERCHANTABILITY.

NO PERSON IS AUTHORIZED TO MAKE ANY REPRESENTATIONS, WARRANTIES, OR PROMISES ON BEHALF OF TAKEUCHI OR ITS AFFILIATES, OR TO MODIFY THE TERMS OR LIMITATIONS OF THIS WARRANTY. THIS WARRANTY IS PROVIDED EXCLUSIVELY TO THE FIRST PURCHASER OF QUALIFYING TAKEUCHI MACHINES AND MAY NOT BE ASSIGNED OR OTHERWISE TRANSFERRED.

5) REMEDIES EXCLUSIVE:

THE SOLE AND EXCLUSIVE REMEDY OF ANY PERSON, AND THE SOLE AND EXCLUSIVE OBLIGATION AND LIABILITY OF TAKEUCHI AND ITS AFFILIATES, WITH RESPECT TO ANY TAKEUCHI MACHINE OR COMPONENTS IS THE LIMITED WARRANTY SET FORTH HEREIN. TAKEUCHI WILL IN NO EVENT BE LIABLE FOR ANY DIRECT, INDIRECT, SPECIAL, PUNITIVE, INCIDENTAL, OR CONSEQUENTIAL DAMAGES OR INJURIES CAUSED BY ANY MACHINE OR ITS COMPONENTS, WHETHER ARISING IN CONTRACT OR IN TORT, INCLUDING BUT NOT LIMITED, TO LOSS OF PROFIT, BUSINESS INTERRUPTION, COST OF RENTAL, OR SUBSTITUTE EQUIPMENT, OR ANY OTHER COMMERCIAL LOSS OR FOR DAMAGES OF ANY KIND WHETHER OR NOT TAKEUCHI AND ITS AFFILIATES HAVE BEEN ADVISED OF OR COULD HAVE FORESEEN THE POSSIBILITY OF SUCH DAMAGES. IN NO EVENT WILL TAKEUCHI'S LIABILITY TO ANY PERSON REGARDLESS OF THE FORM OF ACTION EXCEED THE PURCHASE PRICE OF THE MACHINE. ANY DISPUTE ARISING UNDER OR INVOLVING THIS AGREEMENT OR ANY TAKEUCHI WARRANTY ("DISPUTE") SHALL BE GOVERNED BY GEORGIA LAW AND SHALL BE DETERMINED BY ARBITRATION IN HALL COUNTY, GEORGIA BY A SINGLE ARBITRATOR UTILIZING EXPEDITED AAA COMMERCIAL ARBITRATION RULES. BY EXECUTING THE EXCAVATOR DELIVERY REPORT AND WARRANTY REGISTRATION FORM, YOU AGREE TO EXCLUSIVE JURISDICTION AND VENUE IN THE ABOVE-REFERENCED ARBITRATION FOR ANY DISPUTE.

6) MACHINE DATA:

- Takeuchi MFG U.S. Ltd and its affiliates collect, monitor, and use certain data from equipment that you have purchased. This data referred to as "Machine Data" is collected, generated and/or stored in the equipment you have purchased from Takeuchi. Machine Data generally includes data regarding the operation of the equipment, such as measuring multiple engine data points, fuel consumption, oil pressure and other engine performance factors. Machine Data can also include the collection, monitoring and use of data involving how and where the equipment is being used.
- Takeuchi collects and uses this Machine Data, among other things, for purposes of providing customer support, marketing, product safety and other general business purposes. The use of Machine Data will enable Takeuchi to better understand how its equipment is being used, which in turn will allow it to research potential improvements and make its products and services even more useful to its customers.
- Takeuchi does not generally share Machine Data it collects with other companies, except that Takeuchi may share such information with its suppliers, customers who have purchased such data for a monthly service fee, affiliates, dealerships, business partners and other companies that are performing services for it. Finally, Takeuchi may disclose Machine Data if required by law to do so.
- By signing the Excavator Delivery Report and Warranty Registration Form, you give Takeuchi permission to collect, monitor, store, and use the Machine Data for the purposes set forth above. You further agree to receive electronic (email) communications regarding campaigns and other information regarding your machine as deemed necessary by Takeuchi.

Company ID Number: 475502

**E-VERIFY
CORPORATE COMPANY**

**If you have any questions, contact E-Verify at
888-464-4218.**

**INFORMATION REQUIRED
FOR E-VERIFY**

Information relating to your Company:

Company Name: Cowin Equipment Company Inc

Company Facility Address: 2238 Pinson Valley Parkway
Birmingham, AL 35217

County or Parish: JEFFERSON

Information relating to the Corporate Administrator(s) for your Company on policy questions or operational problems:

Name:	George Tickle	Fax Number:	(205) 841 - 2639
Telephone Number:	(205) 488 - 3950		
E-mail Address:	gtickle@cowin.com		
Name:	Tracy Womack	Fax Number:	(205) 488 - 3164
Telephone Number:	(205) 488 - 3959		
E-mail Address:	twomack@cowin.com		



Company ID Number: 505216

**THE E-VERIFY PROGRAM FOR EMPLOYMENT VERIFICATION
MEMORANDUM OF UNDERSTANDING**

ARTICLE I

PURPOSE AND AUTHORITY

This Memorandum of Understanding (MOU) sets forth the points of agreement between the Department of Homeland Security (DHS) and Cowin Equipment Co Inc (Employer) regarding the Employer's participation in the Employment Eligibility Verification Program (E-Verify). This MOU explains certain features of the E-Verify program and enumerates specific responsibilities of DHS, the Social Security Administration (SSA), and the Employer. E-Verify is a program that electronically confirms an employee's eligibility to work in the United States after completion of the Employment Eligibility Verification Form (Form I-9). For covered government contractors, E-Verify is used to verify the employment eligibility of all newly hired employees and all existing employees assigned to Federal contracts or to verify the entire workforce if the contractor so chooses.

Authority for the E-Verify program is found in Title IV, Subtitle A, of the Illegal Immigration Reform and Immigrant Responsibility Act of 1996 (IIRIRA), Pub. L. 104-208, 110 Stat. 3009, as amended (8 U.S.C. § 1324a note). Authority for use of the E-Verify program by Federal contractors and subcontractors covered by the terms of Subpart 22.18, "Employment Eligibility Verification", of the Federal Acquisition Regulation (FAR) (hereinafter referred to in this MOU as a "Federal contractor with the FAR E-Verify clause") to verify the employment eligibility of certain employees working on Federal contracts is also found in Subpart 22.18 and in Executive Order 12989, as amended.

ARTICLE II

FUNCTIONS TO BE PERFORMED

A. RESPONSIBILITIES OF SSA

1. SSA agrees to provide the Employer with available information that allows the Employer to confirm the accuracy of Social Security Numbers provided by all employees verified under this MOU and the employment authorization of U.S. citizens.
2. SSA agrees to provide to the Employer appropriate assistance with operational problems that may arise during the Employer's participation in the E-Verify program. SSA agrees to provide the Employer with names, titles, addresses, and telephone numbers of SSA representatives to be contacted during the E-Verify process.
3. SSA agrees to safeguard the information provided by the Employer through the E-Verify program procedures, and to limit access to such information, as is appropriate by law, to individuals responsible for the verification of Social Security Numbers and for evaluation of the E-Verify program or such other persons or entities who may be authorized by SSA as governed



Company ID Number: 505216

To be accepted as a participant in E-Verify, you should only sign the Employer's Section of the signature page. If you have any questions, contact E-Verify at 888-464-4218.

Employer Cowin Equipment Co Inc	
Tracy Womack	
Name (Please Type or Print)	Title
Electronically Signed	02/15/2012
Signature	Date

Department of Homeland Security – Verification Division

USCIS Verification Division

Name (Please Type or Print)	Title
Electronically Signed	02/15/2012
Signature	Date

Information Required for the E-Verify Program

Information relating to your Company:

Company Name:	Cowin Equipment Co Inc
Company Facility Address:	2238 Pinson Valley Parkway
	Birmingham, AL 35217
Company Alternate Address:	PO Box 10624
	Birmingham, AL 35202
County or Parish:	JEFFERSON
Employer Identification Number:	630141942