

BID SUBMITTAL FORM
Alabama County Joint Bid Program
BID ITEM – MULCHING DOZER

Company Name: THOMPSON TRACTOR COMPANY

Address: P.O. BOX 10367
BIRMINGHAM, AL 35202-0367

Bid Submitted by: JAY SMITH
(Name of company representative)

Title: SALES OPERATIONS MANAGER E-mail address: JAYSMITH@THOMPSONTRACTOR.COM

Phone: (205) 849-4242 Fax: (205) 849-4394

By submitting this bid, we agree:

Initials

The equipment model number identified below meets the bid specs for this bid item

JAS

That the bid price will be honored for all counties for the period from January 1, 2022 to December 31, 2022.

JAS

The equipment will be delivered at the bid price to all counties participating in the joint bid program

JAS

The company representative listed above will be the contact person for purchasing this bid item under the joint bid program

JAS

The bid is accompanied by a current catalog or model specification document for the model number identified below

JAS

The bid is accompanied by a copy of the manufacturer's standard warranty as required in the bid specifications

JAS

The bid includes the e-verify documentation required by Alabama law

JAS

If awarded the bid, a performance bond will be provided upon request

JAS

The bid documents include the **Manufacturer's Suggested Retail Price Sheet (MSRP) for the Standard Machine**

JAS

MULCHING DOZER

Total Bid Price for Standard Machine: \$ 209,239

(Total Bid Price for Standard Machine Includes Freight Preparation, Delivery and Standard Warranty Costs) *


Freight Preparation and Delivery: \$ 3,791

(Included in Standard Machine Bid Price)

Manufacturer's Suggested Retail Price for Standard Machine: \$ 289,364

Equipment Model #: CATERPILLAR D1

Description: MULCHING DOZER

Signature of company representative submitting bid: 

Title: SALES OPERATIONS MANAGER

* **NOTE:** Award will be made based on the total cost of the **Standard Machine**. The total cost of the standard machine is to include the freight preparation, delivery and standard warranty cost. Freight preparation, delivery will be excluded from the total bid price of the standard machine in determining the percentage discount for any available options.

BID SUBMITTAL FORM: OPTION COST SHEET MULCHING DOZER

By submitting this bid, we agree:

To offer any available options at the percent difference between the Manufacturer's Suggested Retail Price Sheet and the actual bid price on the Standard Machine*




The bid documents include the Manufacturer's Suggested Retail Price Sheet (MSRP) with **any available Options** for the Standard Machine



Equipment Model #: CATERPILLAR D1

Description: MULCHING DOZER

Signature of company representative submitting bid: 

Title: SALES OPERATIONS MANAGER

***Note:** The percent difference between the **Manufacturer's Suggested Retail Price Sheet (MSRP)** for the standard machine as specified by these **Bid Specifications** and the actual price bid by the vendor will be calculated to determine the percentage discount to be applied to any available options. The bid price of the freight preparation, delivery cost shall be excluded in determining the percentage discount to be applied to available options. Any individual county may choose to add any available option to the standard machine at the percentage discount at the time of purchase.

BID SPECIFICATIONS FOR MULCHING DOZER

GENERAL

These specifications shall be construed as the minimum acceptable standards for a Mulching Dozer. Should the manufacturer's current published data or specifications exceed these standards, the manufacturer's standards shall be considered minimum and shall be furnished. All integral parts not specifically mentioned in the scope of these specifications that are necessary to provide a complete working unit shall be furnished. Additionally, the machine offered for bid shall include all standard manufacturer's equipment. The bulldozers must be a new current production model and shall meet all EPA and other applicable standards at the time of manufacture.

The use of specific names and numbers in the specifications is not intended to restrict the bidder or any seller or manufacturer, but is intended solely for the purpose of indicating the type, size and quality of equipment considered best adapted to the uses of counties participating in this joint bid.

BID SUBMITTAL FORM

Each bidder must submit his or her bid on the Bid Submittal Form included in the invitation to bid package. All written warranties to be submitted shall be attached to the Bid Submittal Form.

BID PRICE

The price bid shall include all destination charges, delivery charges, title fees, rebates, and all other applicable costs and refunds.

MANUALS

Each unit shall be provided with one (1) copy of the operator's manual and one (1) copy of the current parts manual. Units will not be accepted for delivery until the manuals as outlined above are received by the purchaser.

REPLACEMENT PARTS AVAILABILITY

Parts must be available for 5 years or 7,500 hours of use for the piece of equipment bid. If replacement parts are not delivered within three (3) working days of an order being placed, the bidder will deliver an equivalent machine for the county to use at no cost to the county until such time as the parts are delivered to the county so it can affect repairs to its machine.

WARRANTY

Bidders shall submit a copy of the manufacturer's standard warranty. Warranty shall include service response time of maximum of 36 hours within notification by county.

Yes ☒ No ☐
Page# _____
or
Attachment ☒

ENGINE

Shall be a 4 cylinder diesel engine with a displacement of not less than 269 cubic inches, capable of developing a minimum of 104 net flywheel horsepower.

Yes X No
Page # 2

WEIGHT

Operating weight with mulcher, operator, full fuel tank, and Cab ROPS shall not be less than 23,500 lbs.

Yes X No
Page # 2

ELECTRICAL SYSTEM

Shall be equipped with a 12-volt electrical system with a 120 amp alternator.

Yes X No
Page # 6

TRANSMISSION

Shall be equipped with a hydrostatic type transmission.

Yes X No
Page # 6

STEERING

All steering functions must be able to be performed using one hand only.

Yes X No
Page # 6

UNDERCARRIAGE

The tractor shall be equipped with sealed and lubricated tracks. Minimum shoe width shall be 16 inches. Track sag will be hydraulically adjusted.

Yes X No
Page # 1, 2

Mulcher

72 inch drum with carbide teeth.

Yes X No
Page # 4, 5

VANDALISM PROTECTION

Machine shall be equipped with all standard factory vandalism protection available for the machine bid.

Yes X No
Page # 6

SAFETY EQUIPMENT

Gauges and indicators shall be provided to monitor critical (fuel level, coolant

temperature, powertrain oil temperature, and hydraulic oil temperature) operational systems of the machine and alert the operator when potential problems occur.

Yes ☒ No ☐

Page # 6

Sound suppressed ROPS cab with factory installed air and heat, front and rear windshield washer and wipers.

Yes ☒ No ☐

Page # 6

Rear view mirror; backup alarm.

Yes ☒ No ☐

Page # 6

Heavy duty hinged radiator guard

Yes ☒ No ☐

Page # 1, 6

Crankcase guard

Yes ☒ No ☐

Page # 6

Track center guiding guard

Yes ☒ No ☐

Page # 6

Pre-cleaner guard

under HOOD

Yes ☒ No ☐

Page #

Front tow hooks

Yes ☒ No ☐

Page # 6

Heavy duty rear drawbar

Yes ☒ No ☐

Page # 3, 4

Fire extinguisher

Yes ☒ No ☐

Page # vendor PURCHASE

Water separator

Yes ☒ No ☐

Page # 6

D1 XL	MULCHING DOZER	2022 PRICING
593-0445	D1 TRACTOR INCLUDES: 572-5116 D1 12A MULCHER TRACTOR 250-1699 SCREEN, SIDE 368-0110 TRACK, 16", MS, SALT 379-4986 GUARD, TRK GUIDING, CENTER, SALT 393-4250 SCREEN, REAR, CAB 394-1851 LIGHTS, 6 397-4288 GUARD GP, REAR 397-4326 UNDERCARRIAGE, SALT 397-4341 SWEEPS, FRONT 397-4342 SWEEPS, REAR 550-6018 AIR CLEANER W/PRECLEANER 550-6040 GRILL, RADIATOR, HD, HINGED 551-2972 PROD LINK, PLE643/PLE743 RADIO 551-2980 STANDARD RADIO (12V) 552-3241 TENSIONER, MULCHER 552-3246 HEATER, ENGINE COOLANT (120V) 552-3248 STARTING AID, ETHER 557-1400 GUARD, BELLY, HD 558-8549 CAB, ROPS, POLYCARBONATE 558-8550 SOUND SUPPRESSION, OMISSION 558-8569 CONTROL, BASIC, CAMERA 590-8710 CONTROL, PITCH, MULCHER 590-8770 MULCHER ARRANGEMENT 590-8886 COOLER, HIGH DEBRIS 591-6935 GUARD, BELLY, FRONT, MULCHER 595-1525 WRAP, A/T 559-5727 SEAT, CLOTH 589-7697 HYDRAULICS, 4 VALVE, MULCHER 590-0678 FAN, REVERSING	\$273,541
558-5829	CAT C3.6 T4 FINAL ENGINE	\$10,473
510-2450	REAR MULCHER COUNTERWEIGHT	\$4,716
551-2980	AM/FM BLUETOOTH RADIO	\$634
	TOTAL BID PRICE FOR STANDARD MACHINE	\$209,239
	FREIGHT PREPARATION AND DELIVERY	\$3,791
	TOTAL MANUFACTURER'S SUGGESTED RETAIL PRICE FOR STANDARD MACHINE	\$289,364

A SIMPLIFIED WAY TO COUNT ON WORLD-CLASS PERFORMANCE.

CAT DOZERS. THE NAMES ARE CHANGING. THE PERFORMANCE BEHIND THEM NEVER WILL.



D1
D3K2
D3K
75 hp +

D2
D4K2
D4K
85 hp +

D3
D5K2
D5K
100 hp +

D4
D6K2
D6K
125 hp +

D5
D6N
D5R2
160 hp +

D6
D6T
D6R2
200 hp +

D7
D7E
D7R
240 hp +

D8
D8T
D8R
320 hp +

D9
D9T
D9R
405 hp +

D10
D10T2
600 hp +

D11
D11T
850 hp +



ENGINE NET POWER REFERENCE



Cat[®] D1

MULCHER

FEATURES:

IMPROVED VISIBILITY

- A lower sloping hood line provides improved peripheral vision to the mulching head, allowing the operator to better assess the jobsite.

SEAT MOUNTED CONTROLS

- Mounted on the air suspension seats, these controls isolate the machine vibration from the operator, reducing operator fatigue.

INTUITIVE OPERATOR INTERFACE

- Primary display is a 254 mm (10") touchscreen color monitor with back up camera.

PRESSURIZED CAB

- Heated and air conditioned cab offers comfortable working environment resulting in less operator fatigue and improved productivity.

HINGED RADIATOR GRILL

- Allows for easy clean out of radiator without the need for tools.

TRACTOR PLATFORM

- Balanced and rugged for operating in rough terrain and soft underfoot conditions.

LONG LIFE MULCHING HEAD

- New Cat[®] HM518 mulcher frame is designed for longer life using cladding material in high wear areas.

HYDRAULICALLY CONTROLLED

- Mulcher conveniently operates with a hydraulically operated front door and adjustable push bar.

CLOSED LOOP HYDROSTATIC CIRCUIT

- Delivers efficient, high performance power to the mulcher head, using less pump flow.

REVERSIBLE DRUM

- Easier operation and improved productivity.

DRUM SPEED BAR INDICATOR

- In-cab indicator, aids operator in managing ground speed and overall mulching productivity.

ENGINE

- Cat C3.6 diesel engine meets U.S. EPA Tier 4 Final/EU Stage V emission standards.

UNDERCARRIAGE

- Cat Sealed and Lubricated Track with 406 mm (16 in) or 635 mm (25 in) track shoes provides superior flotation and stability for wide range of operating conditions.

REVERSING FAN

- Auto reversing fan changes air flow direction to purge debris from radiator and enclosures.

TURBINE PRECLEANER

- Improves engine air filter life by removing large debris particles.

IMPROVED FUEL ECONOMY

- The D1 features the lowest fuel consumption in this size class with the same great performance you've come to expect.



D1 Mulcher Specifications

Specifications

Engine

Engine Model	Cat C3.6	
Net Power @ 2,200 rpm		
SAE J1349	77.6 kW	104 hp
ISO 9249/EEC 80/1269	77.6 kW	104 hp
Power Train	Hydrostatic	
Displacement	3.6 L	220 in ³

- Net power is tested per ISO 9249:2007 and SAE J1349:2011 and as advertised is the power available at the flywheel when the engine is equipped with fan, air intake system, exhaust system and alternator.
- All non-road U.S. EPA Tier 4 Final, EU Stage V, Japan 2014 (Tier 4 Final) and Korea Tier 4 Final diesel engines are required to use only Ultra Low Sulfur Diesel (ULSD) fuels containing 15 ppm EPA/10 ppm EU (mg/kg) sulfur or less.

Weights

Operating Weight	10 586 kg	23,338 lb
Operating Weight – LGP	10 981 kg	24,209 lb

- Specifications shown are for machine equipped with mulcher, cab ROPS, back-up alarm, operator, coolant, lubricants and full fuel tank.

Cab

ROPS	ISO 3471:2008	
FOPS	ISO 3449:2005 Level II	

Transmission

Drive Pumps	1	
Track Motors	2	
Relief Valve Settings	48 500 kPa	7,033 psi
Maximum Travel Speed – Forward	9 km/h	5.6 mph
Maximum Travel Speed – Reverse	10 km/h	6.2 mph

Undercarriage

Number of Rollers (each side)	6	
Number of Shoes (each side) – Sealed and Lubricated Track (SALT) Undercarriage	43	
Shoe Width	406 mm	16 in
Shoe Width – LGP	635 mm	25 in
Length of Track on Ground	2248 mm	89 in
Length of Track on Ground – LGP	2248 mm	89 in
Track Gauge	1495 mm	59 in
Track Gauge – LGP	1725 mm	68 in
Ground Pressure	44.5 kPa	6.45 psi
Ground Pressure – LGP	29.9 kPa	4.3 psi

Service Refill Capacities

Fuel Tank	195 L	51.5 gal
Crankcase and Filter	10.5 L	2.8 gal
Final Drives, (each side)	10 L	2.6 gal
Final Drives, LGP (each side)	10 L	2.6 gal
Cooling System	19 L	4.2 gal
Transmission/Hydraulic Tank	90 L	23.8 gal
Diesel Exhaust Fluid (DEF) Tank	19 L	4.9 gal

Hydraulic Controls

Pump Output	65 L/min	17.2 gal/min
Relief Valve Settings	20 600 kPa	2,988 psi

Winch

Weight	610 kg	1,345 lb
Winch Drive	Hydrostatic	
Control	Hydraulic	
Speed	Variable	
Winch Length	705 mm	27.76 in
Overall Width	741 mm	29.2 in
Drum Diameter	254 mm	10 in
Drum Width	274 mm	10.8 in
Throat Clearance	171.5 mm	6.75 in
Rope Diameter – recommended	16 mm	0.63 in
Rope Diameter – optional	19 mm	0.75 in
Drum Capacity – recommended cable	113 m	371 ft
Drum Capacity – optional cable	78 m	256 ft
Maximum Line Pull – bare drum	18 144 kg	40,000 lb
Maximum Line Pull – full drum	11 340 kg	25,000 lb
Maximum Line Speed – bare drum	40 m/min	131 ft/min
Maximum Line Speed – full drum	63 m/min	207 ft/min

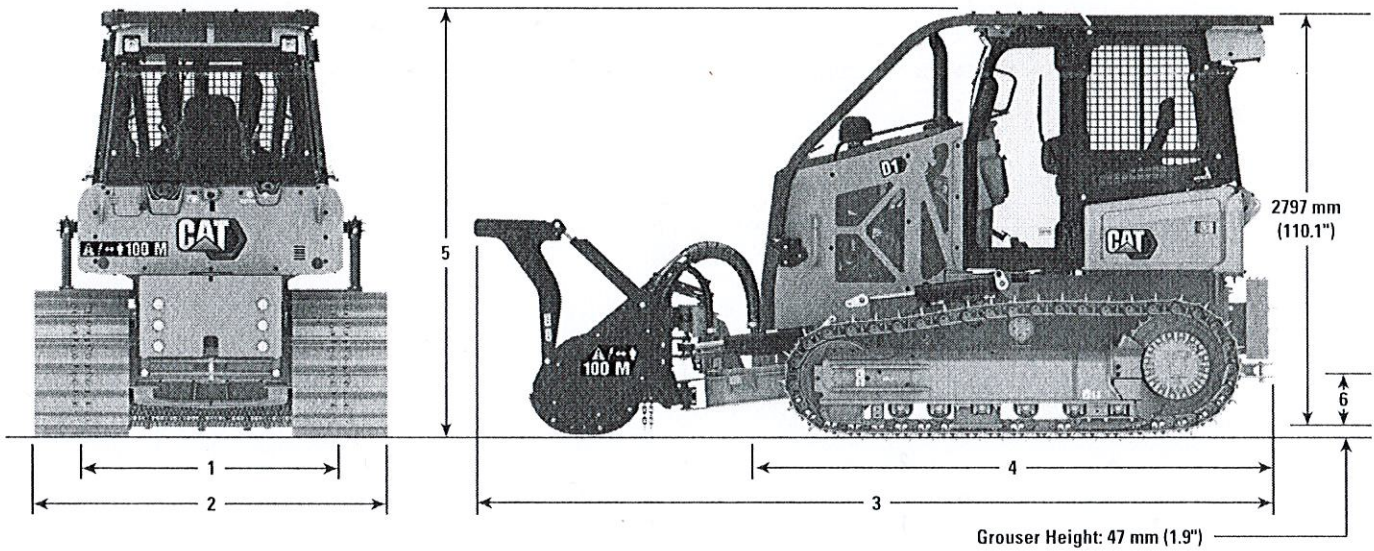
Air Conditioning System

The air conditioning system on this machine contains the fluorinated greenhouse gas refrigerant R134a (Global Warming Potential = 1430). The system contains 1.8 kg of refrigerant which has a CO₂ equivalent of 2.574 metric tonnes.

D1 Mulcher Specifications

Dimensions

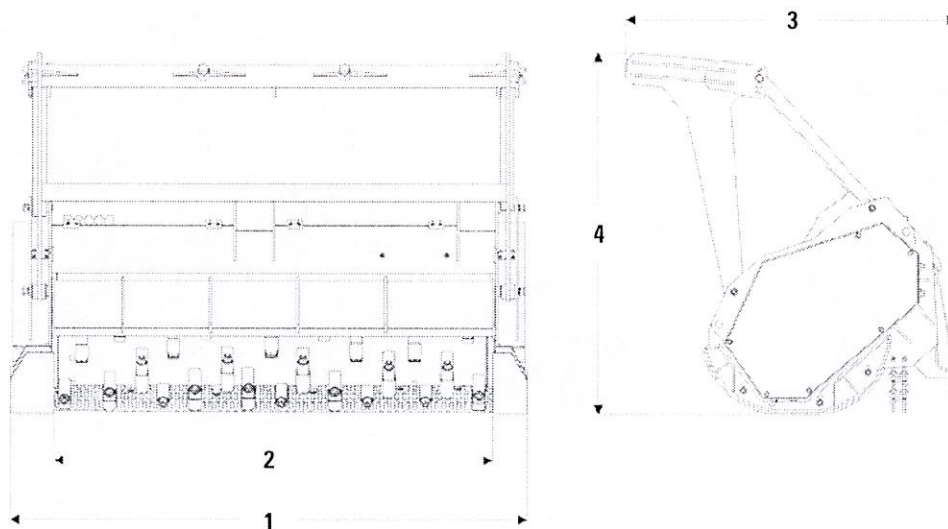
All dimensions are approximate.



	Standard		LGP	
1 Track Gauge	1495 mm	58.9 in	1725 mm	67.9 in
2 Width of Tractor (standard shoes, no mulcher)	1901 mm	74.8 in	2360 mm	92.9 in
3 Overall Length (with blade)	4266 mm	168 in	4255 mm	167.6 in
4 Length of Basic Tractor (without mulcher)	3275 mm	128.9 in	3275 mm	128.9 in
5 Tractor Height	2845 mm	112 in	2763 mm	108.8 in
6 Ground Clearance	332 mm	13 in	332 mm	13 in


D1 Mulcher Specifications

Specifications




HM518		
1 Overall Width	2122 mm	84 in
2 Working Width	1822 mm	72 in
3 Length	1354 mm	53 in
4 Overall Height	1480 mm	58 in
Lift Height	787 mm	31 in
Maximum Tilt	368 mm	14.5 in
Maximum Angle (either side)	25°	
Weight	1450 kg	3,197 lb
Drive Method	Polychain belt	
Motor	Closed loop hydrostatic	
Optimum Hydraulic Flow	114 L/min	30 gal/min
Optimum Hydraulic Pressure	407 bar	5900 psi
Drum Speed Range	2,150-2,450 rpm	
Fixed Teeth Per Drum	38	


D1 Mulcher Specifications




HM518 Mulcher




Single bolt carbide tooth retention




Sweeps and screens




Mounting point same as blade



72 inch drum




Bolt-on wear plates



Drum direction and speed bar



Rear guard and counterweight



Pressure gauge with color bars

D1 Mulcher Standard Equipment

Standard Equipment

Standard equipment may vary. Consult your Cat dealer for details.

ELECTRICAL

- Alternator, 150 Amp, heavy duty
- Alarm, backup
- Batteries, heavy duty, maintenance free, 1,000 CCA
- Diagnostic connector
- Horn, electric
- Four integrated front halogen lights, two rear halogen
- Starter, electric, 12 volt heavy duty

OPERATOR ENVIRONMENT

- ROPS/FOPS cab
- Cab, polycarbonate windows and air conditioning
- Seat, air suspended, cloth
- Seatbelt, retractable 76 mm (3 in)
- Foot pads, dash
- Primary display, 254 mm (10") touchscreen color monitor with back up camera
- Electronic Monitoring System with:
 - Gauges for engine coolant temperature, hydraulic oil temperature and fuel level
 - Travel speed limiter, electronic
 - Engine RPM and gear display
 - Hour meter, electric
 - Engine air cleaner service indicator, electronic
 - Water-in-fuel indicator, electronic
 - Mulcher drum speed and direction bar
- Slope Indicate
- Throttle switch, rotary
- Controls, seat mounted, fore/aft adjustment
- Armrests, adjustable
- Mirror, rearview, inside
- Single pedal combining deceleration and braking functions
- Independent forward/reverse speed settings
- Power port, 12 volt
- Coat hook
- Storage compartment
- Cup holder
- Floor mat, rubber, heavy duty

MULCHER HYDRAULICS

- Hydraulics, 3 valve
- Load sensing hydraulics
- Single lever, three function control
- Hydraulic pump and oil
- Closed-loop hydrostatic circuit
- Axial Piston variable displacement pump and motor

POWER TRAIN

- Cat C3.6 diesel engine
- Turbocharged aftercooled
- Aluminum bar plate cooling system (radiator, power train)
- Air cleaner with precleaner, automatic dust ejection and under-hood intake
- Automatic traction control
- Drive, auxiliary
- Dual path, closed-loop hydrostatic transmission
- Electric fuel pump
- Fuel/water separator
- Reversing fan

UNDERCARRIAGE

- SALT Undercarriage
- 6 roller track frame
- Track rollers, lifetime lubricated
- Carrier rollers
- Track adjusters, hydraulic
- Guards, front/rear guiding

OTHER STANDARD EQUIPMENT

- Cat Product Link™ PL641 Cellular
- C-Frame, VPAT, hydraulic cylinders and lines
- Lockable engine enclosures
- Front pull device
- Ecology drains (engine, power train and implement oil and engine coolant)
- Scheduled oil sampling ports (engine, power train implement oil)
- Vandalism protection
- Hinged radiator grill
- Rearview camera

ANTIFREEZE

- Extended life coolant, -37° C (-35° F)

GUARDS

- Guard, track guiding, center
- Screen, rear, cab
- Screen, side, cab
- Sweeps, front
- Sweeps, rear
- Heavy duty crankcase guard

D1 Mulcher Optional Equipment

Optional Equipment

Optional equipment may vary. Consult your Cat dealer for details.

OPERATOR STATION

- Radio, AM/FM, Bluetooth®

BLADES

- VPAT XL blade
- VPAT LGP blade
- VPAT Intermediate blade

LIGHTS

- Four integrated front LED lights, two rear LED

REAR ATTACHMENTS

- Counterweight, rear
- Winch, retrieval

STARTING AIDS

- Heater, engine, coolant, 120 volt
- Starting aid, ether

ANTIFREEZE

- Extended life coolant, -50° C (-58° F)

FIELD INSTALLED ATTACHMENT

- Winch, retrieval

D1 Mulcher

For more complete information on Cat products, dealer services, and industry solutions, visit us on the web at www.cat.com

© 2021 Caterpillar
All rights reserved

Materials and specifications are subject to change without notice. Featured machines in photos may include additional equipment. See your Cat dealer for available options.

CAT, CATERPILLAR, LET'S DO THE WORK, their respective logos, "Caterpillar Corporate Yellow," the "Power Edge" and Cat "Modern Hex" trade dress as well as corporate and product identity used herein, are trademarks of Caterpillar and may not be used without permission.

AEHQ8397 (09-2021)
Build Number: 12A
(North America and Europe)



Cat[®] D1, D2, D3 Next Generation Small Dozers



What's New!

New **Look** and Better **Visibility**

A lower sloping hood line provides improved peripheral vision to the blade allowing the operator to better assess the jobsite.

Intuitive Operator Interface

Primary display is a 254 mm (10"), touchscreen, color monitor (optional).

Better **Fuel Savings** with the Cat[®] C3.6 Engine

Improved fuel economy with engine efficiency enhancements.

New Options for **Easier** Service




- Turbine precleaner
- Reversing fan
- Hinged radiator grill



What You've Come to Expect.

On top of what's new, you're still getting the same market leading dozer you know:

- Horsepower, weight, dimensions
- EcoMode
- Stable Blade
- Slope Indicate
- Auto traction control
- Slope Assist™ (option)
- Cat GRADE 3D (option)
- Power pitch (option)
- Ventilated seat (option)
- Heated controls (option)

	Cat D1	Cat D2	Cat D3
			
Weight – kg (lb)	8099-8752 (17,855-19,295)	8338-8648 (18,382-19,066)	9362-9893 (20,640-21,810)
kW (hp)	59.7 (80)	68.8 (92)	77.6 (104)
Blade Capacity – m ³ (yd ³)	1.52 -1.66 (1.99-2.17)	1.85-1.98 (2.42-2.59)	2.19-2.34 (2.86-3.06)
Blade Width – mm (in)	2646-3149 (104-124)	2782-3149 (109-124)	2769-3226 (109-127)
Number of Bottom Rollers	6	7	7
Track on Ground – mm (in)	2248 (89)	2248 (89)	2310 (91)
Previously Known As	D3K2	D4K2	D5K2

Effective with sales to the first user on or after November 1, 2010

CATERPILLAR LIMITED WARRANTY

For Selected Machine Models Designated by Caterpillar With 12 Month/Unlimited Hour Warranty

Worldwide

Caterpillar Inc. or any of its subsidiaries ("Caterpillar") warrants the following products sold by it to be free from defects in material and workmanship:

This warranty does not apply to new replacement engines.

This warranty does not apply to selected models or new replacement engines designated by Caterpillar in India and China.

(In other areas different warranties may apply. Copies of applicable warranties may be obtained by writing to Caterpillar Inc., 100 N.E. Adams St., Peoria, IL 61629.)

• New earthmoving, construction, material handling, forestry product, paving product, compact wheel loader, mini hydraulic excavator, skid steer loader, multi terrain loader, and compact track loader machines designated by Caterpillar as having 12 -months/unlimited hour warranty. See your Cat dealer for a complete listing of covered models.

• Attachments/work tools installed on such machines prior to delivery (unless covered by the Cat Work Tool warranty statement or another manufacturer's warranty). Hammer tool points and compacting plates used on hydraulic hammers are not warranted.

An additional warranty against breakage is applicable to certain Cat ground engaging tools. An additional warranty against wear is applicable to all landfill compactor tips when used in residential waste landfills. Refer to the applicable warranty statements for coverage detail.

This warranty does not apply to Cat batteries. Mobil-trac belts, rubber tracks used on multi terrain loaders, compact track loaders, and mini hydraulic excavators, or Cat Work Tools, which are covered by other Caterpillar warranties.

This warranty is subject to the following:

Warranty Period

For new machines and work tools/attachments the warranty period is 12-months/unlimited hours, starting from date of delivery to the first user.

Note: For hydraulic line's quick connect/disconnect components sold on compact wheel loaders, mini hydraulic excavators, skid steer loaders, multi terrain loaders, and compact track loader machines, the warranty period is 50 hours starting from the date of delivery to the first user.

Caterpillar Responsibilities

If a defect in material or workmanship is found during the warranty period, Caterpillar will, during normal working hours and at a place of business of a Cat dealer or other source approved by Caterpillar:

• Provide (at Caterpillar's choice) new, remanufactured, or Caterpillar approved repaired parts or assembled components needed to correct the defect.

Note: New, remanufactured, or Caterpillar approved replacement parts provided under the terms of this warranty are warranted for the remainder of the warranty period applicable to the product in which installed as if such parts were original components of that product. Items replaced under this warranty become the property of Caterpillar.

• Replace lubricating oil, filters, antifreeze, and other service items made unusable by the defect.

• Provide reasonable and customary labor needed to correct the defect, except in the case of a new replacement engine originally installed by other than a Cat dealer or source approved by Caterpillar. In this

case, labor is limited to repair only, and removal and installation is the user's responsibility.

User Responsibilities

The user is responsible for:

- Providing proof of delivery date to the first user.
- Labor costs, except as stated under "Caterpillar Responsibilities."
- Transportation costs, except as stated under "Caterpillar Responsibilities."
- Premium or overtime labor costs.
- Parts shipping charges in excess of those, that are considered usual and customary.
- Local taxes, if applicable.
- Costs to investigate complaints, unless the problem is caused by a defect in Caterpillar material or workmanship.
- Giving timely notice of a warrantable failure and promptly making the product available for repair.
- Performance of the required maintenance (including use of proper fuel, oil, lubricants, and coolant) and items replaced due to normal wear and tear.
- Allowing Caterpillar access to all electronically stored data.

(continued on the reverse side....)

Limitations

Caterpillar is not responsible for:

- Failures resulting from any use or installation that Caterpillar judges improper.
- Failures resulting from attachments, accessory items, and parts not sold or approved by Caterpillar.
- Failures resulting from abuse, neglect, and/or improper repair.

- Failures resulting from user's delay in making the product available after being notified of a potential product problem.
- Failures resulting from unauthorized repair or adjustments, and unauthorized fuel setting changes.

For products operating outside of Australia, Fiji, Nauru, New Caledonia, New Zealand, Papua New Guinea, the Solomon Islands, and Tahiti, the following is applicable:

NEITHER THE FOREGOING EXPRESS WARRANTY NOR ANY OTHER WARRANTY BY CATERPILLAR, EXPRESS OR IMPLIED, IS APPLICABLE TO ANY ITEM CATERPILLAR SELLS THAT IS WARRANTED DIRECTLY TO THE USER BY ITS MANUFACTURER.

THIS WARRANTY IS EXPRESSLY IN LIEU OF ANY OTHER WARRANTIES, EXPRESS OR IMPLIED, INCLUDING ANY WARRANTY OF MERCHANTABILITY OR FITNESS FOR A PARTICULAR PURPOSE, EXCEPT CATERPILLAR EMISSION-RELATED COMPONENTS WARRANTY FOR NEW ENGINES, WHERE APPLICABLE. REMEDIES UNDER THIS WARRANTY ARE LIMITED TO THE PROVISION OF MATERIAL AND SERVICES, AS SPECIFIED HEREIN.

CATERPILLAR IS NOT RESPONSIBLE FOR INCIDENTAL OR CONSEQUENTIAL DAMAGES.

CATERPILLAR EXCLUDES ALL LIABILITY FOR OR ARISING FROM ANY NEGLIGENCE ON ITS PART OR ON THE PART OF ANY OF ITS EMPLOYEES, AGENTS OR REPRESENTATIVES IN RESPECT OF THE MANUFACTURE OR SUPPLY OF GOODS OR THE PROVISION OF SERVICES RELATING TO THE GOODS.

IF OTHERWISE APPLICABLE, THE VIENNA CONVENTION ON CONTRACTS FOR THE INTERNATIONAL SALE OF GOODS IS EXCLUDED IN ITS ENTIRETY.

For products operating in Australia, Fiji, Nauru, New Caledonia, New Zealand, Papua New Guinea, the Solomon Islands, and Tahiti, the following is applicable:

THIS WARRANTY IS IN ADDITION TO WARRANTIES AND CONDITIONS IMPLIED BY STATUTE AND OTHER STATUTORY RIGHTS AND OBLIGATIONS THAT BY ANY APPLICABLE LAW CANNOT BE EXCLUDED, RESTRICTED OR MODIFIED ("MANDATORY RIGHTS"). ALL OTHER WARRANTIES OR CONDITIONS, EXPRESS OR IMPLIED (BY STATUTE OR OTHERWISE), ARE EXCLUDED.

NEITHER THIS WARRANTY NOR ANY OTHER CONDITION OR WARRANTY BY CATERPILLAR, EXPRESS OR IMPLIED (SUBJECT ONLY TO THE MANDATORY RIGHTS), IS APPLICABLE TO ANY ITEM CATERPILLAR SELLS THAT IS WARRANTED DIRECTLY TO THE USER BY ITS MANUFACTURER.

TO THE EXTENT PERMITTED UNDER THE MANDATORY RIGHTS, IF CATERPILLAR IS THE SUPPLIER TO THE USER, CATERPILLAR'S LIABILITY SHALL BE LIMITED AT ITS OPTION TO (a) IN THE CASE OF SERVICES, THE SUPPLY OF THE SERVICES AGAIN OR THE PAYMENT OF THE COST OF HAVING THE SERVICES SUPPLIED AGAIN; AND (b) IN THE CASE OF GOODS, THE REPAIR OR REPLACEMENT OF THE GOODS, THE SUPPLY OF EQUIVALENT GOODS, THE PAYMENT OF THE COST OF SUCH REPAIR OR REPLACEMENT OR THE ACQUISITION OF EQUIVALENT GOODS.

CATERPILLAR EXCLUDES ALL LIABILITY FOR OR ARISING FROM ANY NEGLIGENCE ON ITS PART OR ON THE PART OF ANY OF ITS EMPLOYEES, AGENTS OR REPRESENTATIVES IN RESPECT OF THE MANUFACTURE OR SUPPLY OF GOODS OR THE PROVISION OF SERVICES RELATING TO THE GOODS.

CATERPILLAR IS NOT LIABLE FOR INCIDENTAL OR CONSEQUENTIAL DAMAGES UNLESS IMPOSED UNDER MANDATORY RIGHTS.

IF OTHERWISE APPLICABLE, THE VIENNA CONVENTION (CONTRACTS FOR THE INTERNATIONAL SALE OF GOODS) IS EXCLUDED IN ITS ENTIRETY.

This warranty covers every major component of the products. Claims under this warranty should be submitted to a place of business of a Cat dealer or other source approved by Caterpillar. For further information concerning either the location to submit claims or Caterpillar as the issuer of this warranty, write Caterpillar Inc., 100 N. E. Adams St., Peoria, IL USA 61629.



Employment Eligibility Verification

Welcome
Teresa Norton

User ID
TMOF9402

Last Login
09:22 AM - 01/06/2012 Log Out



Click any  for help

[Home](#)

[My Cases](#)

[New Case](#)

[View Cases](#)

[Search Cases](#)

[My Profile](#)

[Edit Profile](#)

[Change Password](#)

[Change Security Questions](#)

[My Company](#)

[Edit Company Profile](#)

[Add New User](#)

[View Existing Users](#)

[Close Company Account](#)

[My Reports](#)

[View Reports](#)

[My Resources](#)

[View Essential Resources](#)

[Take Tutorial](#)

[View User Manual](#)

[Contact Us](#)

Company Information

Company Name: Thompson Tractor Co., Inc.

[View / Edit](#)

Company ID Number: 47130

Doing Business As (DBA)
Name:

DUNS Number:

Physical Location:

Address 1: 2401 Pinson Highway

Address 2:

City: Birmingham

State: AL

Zip Code: 35217

County: JEFFERSON

Mailing Address:

Address 1: P. O. Box 10367

Address 2:

City: Birmingham

State: AL

Zip Code: 35202-0367

Additional Information:

Employer Identification Number: 630377478

Total Number of Employees: 1,000 to 2,499

Parent Organization:

Administrator:

Organization Designation:

Employer Category:

NAICS Code: 423 - MERCHANT WHOLESALERS, DURABLE GOODS

[View / Edit](#)

Total Hiring Sites: 40

[View / Edit](#)

Total Points of Contact: 3

[View / Edit](#)

[View MOU](#)

Request for Taxpayer Identification Number and Certification

Give form to the
requester. Do not
send to the IRS.

Print or type
See Specific Instructions on page 2.

Name (as shown on your income tax return)

Thompson Tractor Co., Inc. DBA Thompson Power Systems, Thompson Lift Truck Co.

Business name, if different from above

and The Cat Rent Store

Check appropriate box: ☐ Individual/Sole proprietor ☒ Corporation ☐ Partnership

☐ Limited liability company. Enter the tax classification (D=disregarded entity, C=corporation, P=partnership) ▶

☐ Other (see instructions) ▶

☒ Exempt
payee

Address (number, street, and apt. or suite no.)

P O Box 10367 2401 Pingleton Hwy. Tarrant, AL 35217

City, state, and ZIP code

Birmingham, AL 35202-0367

Requester's name and address (optional)

List account number(s) here (optional)

Lockbox Remit To: P O Box 934065, Atlanta, GA 31193-4005

Part I Taxpayer Identification Number (TIN)

Enter your TIN in the appropriate box. The TIN provided must match the name given on Line 1 to avoid backup withholding. For individuals, this is your social security number (SSN). However, for a resident alien, sole proprietor, or disregarded entity, see the Part I Instructions on page 3. For other entities, it is your employer identification number (EIN). If you do not have a number, see *How to get a TIN* on page 3.

Note. If the account is in more than one name, see the chart on page 4 for guidelines on whose number to enter.

Social security number

or

Employer identification number

63 : 0377478

Part II Certification

Under penalties of perjury, I certify that:

1. The number shown on this form is my correct taxpayer identification number (or I am waiting for a number to be issued to me), and
2. I am not subject to backup withholding because: (a) I am exempt from backup withholding, or (b) I have not been notified by the Internal Revenue Service (IRS) that I am subject to backup withholding as a result of a failure to report all interest or dividends, or (c) the IRS has notified me that I am no longer subject to backup withholding, and
3. I am a U.S. citizen or other U.S. person (defined below).

Certification Instructions. You must cross out item 2 above if you have been notified by the IRS that you are currently subject to backup withholding because you have failed to report all interest and dividends on your tax return. For real estate transactions, item 2 does not apply. For mortgage interest paid, acquisition or abandonment of secured property, cancellation of debt, contributions to an individual retirement arrangement (IRA), and generally, payments other than interest and dividends, you are not required to sign the Certification, but you must provide your correct TIN. See the Instructions on page 4.

Sign
Here

Signature of
U.S. person ▶

Linda L. Duncan, Controller

Date ▶

General Instructions

Section references are to the Internal Revenue Code unless otherwise noted.

Purpose of Form

A person who is required to file an information return with the IRS must obtain your correct taxpayer identification number (TIN) to report, for example, income paid to you, real estate transactions, mortgage interest you paid, acquisition or abandonment of secured property, cancellation of debt, or contributions you made to an IRA.

Use Form W-9 only if you are a U.S. person (including a resident alien), to provide your correct TIN to the person requesting it (the requester) and, when applicable, to:

1. Certify that the TIN you are giving is correct (or you are waiting for a number to be issued),
2. Certify that you are not subject to backup withholding, or
3. Claim exemption from backup withholding if you are a U.S. exempt payee. If applicable, you are also certifying that as a U.S. person, your allocable share of any partnership income from a U.S. trade or business is not subject to the withholding tax on foreign partners' share of effectively connected income.

Note. If a requester gives you a form other than Form W-9 to request your TIN, you must use the requester's form if it is substantially similar to this Form W-9.

Definition of a U.S. person. For federal tax purposes, you are considered a U.S. person if you are:

- An individual who is a U.S. citizen or U.S. resident alien,
- A partnership, corporation, company, or association created or organized in the United States or under the laws of the United States,
- An estate (other than a foreign estate), or
- A domestic trust (as defined in Regulations section 301.7701-7).

Special rules for partnerships. Partnerships that conduct a trade or business in the United States are generally required to pay a withholding tax on any foreign partners' share of income from such business. Further, in certain cases where a Form W-9 has not been received, a partnership is required to presume that a partner is a foreign person, and pay the withholding tax. Therefore, if you are a U.S. person that is a partner in a partnership conducting a trade or business in the United States, provide Form W-9 to the partnership to establish your U.S. status and avoid withholding on your share of partnership income.

The person who gives Form W-9 to the partnership for purposes of establishing its U.S. status and avoiding withholding on its allocable share of net income from the partnership conducting a trade or business in the United States is in the following cases:

- The U.S. owner of a disregarded entity and not the entity.

Company ID Number: 47130

the Employer issues a tentative nonconfirmation based upon a photo non-match. The Employer will determine whether the employee contests the tentative nonconfirmation as soon as possible after the Employer receives it.

4. If the employee contests a tentative nonconfirmation issued by DHS, the Employer will provide the employee with a referral letter and instruct the employee to contact the Department through its toll-free hotline within 8 Federal Government work days.

5. If the employee contests a tentative nonconfirmation based upon a photo non-match, the Employer will provide the employee with a referral letter to DHS. DHS will electronically transmit the result of the referral to the Employer within 10 Federal Government work days of the referral unless it determines that more than 10 days is necessary.

6. The Employer agrees that if an employee contests a tentative nonconfirmation based upon a photo non-match, the Employer will send a copy of the employee's Form I-551 or Form I-766 to DHS for review by:

- Scanning and uploading the document, or
- Sending a photocopy of the document by an express mail account (furnished and paid for by DHS).

7. The Employer understands that if it cannot determine whether there is a photo match/non-match, the Employer is required to forward the employee's documentation to DHS by scanning and uploading, or by sending the document as described in the preceding paragraph, and resolving the case as specified by the Immigration Services Verifier at DHS who will determine the photo match or non-match.

ARTICLE IV

SERVICE PROVISIONS

The SSA and DHS will not charge the Employer for verification services performed under this MOU. The Employer is responsible for providing equipment needed to make inquiries. To access the E-Verify System, an Employer will need a personal computer with Internet access.

ARTICLE V

PARTIES

This MOU is effective upon the signature of all parties, and shall continue in effect for as long as the SSA and DHS conduct the E-Verify program unless modified in writing by the mutual consent of all parties, or terminated by any party upon 30 days prior written notice to the others. Any and all system enhancements to the E-Verify program by DHS or SSA, including but not limited to the E-Verify checking against additional data sources and instituting new verification procedures, will be covered under this MOU and will not cause the need for a supplemental MOU that outlines these changes. DHS agrees to train employers on all changes made to E-Verify through the use of mandatory refresher tutorials and updates to the E-Verify manual. Even

Company ID Number: 47130

without changes to E-Verify, the Department reserves the right to require employers to take mandatory refresher tutorials.

Termination by any party shall terminate the MOU as to all parties. The SSA or DHS may terminate this MOU without prior notice if deemed necessary because of the requirements of law or policy, or upon a determination by SSA or DHS that there has been a breach of system integrity or security by the Employer, or a failure on the part of the Employer to comply with established procedures or legal requirements. Some or all SSA and DHS responsibilities under this MOU may be performed by contractor(s), and SSA and DHS may adjust verification responsibilities between each other as they may determine.

Nothing in this MOU is intended, or should be construed, to create any right or benefit, substantive or procedural, enforceable at law by any third party against the United States, its agencies, officers, or employees, or against the Employer, its agents, officers, or employees.

Each party shall be solely responsible for defending any claim or action against it arising out of or related to E-Verify or this MOU, whether civil or criminal, and for any liability wherefrom, including (but not limited to) any dispute between the Employer and any other person or entity regarding the applicability of Section 403(d) of IIRIRA to any action taken or allegedly taken by the Employer.

The employer understands that the fact of its participation in E-Verify is not confidential information and may be disclosed as authorized or required by law and DHS or SSA policy, including but not limited to, Congressional oversight, E-Verify publicity and media inquiries, and responses to inquiries under the Freedom of Information Act (FOIA).

The foregoing constitutes the full agreement on this subject between the SSA, DHS, and the Employer.

The individuals whose signatures appear below represent that they are authorized to enter into this MOU on behalf of the Employer and DHS respectively.

To be accepted as a participant in E-Verify, you should only sign the Employer's Section of the signature page. If you have any questions, contact E-Verify Operations at 888-464-4218.

Employer Thompson Tractor Co., Inc.

Frank M Wright

Name (Please type or print)

Title

Electronically Signed

07/11/2007

Signature

Date

Department of Homeland Security – Verification Division

Company ID Number: 47130

**INFORMATION REQUIRED
FOR THE E-VERIFY PROGRAM**

Information relating to your Company:

Company Name: Thompson Tractor Co., Inc.

Company Facility Address: 2401 Pinson Highway
Birmingham, AL 35217

Company Alternate Address: P.O. Box 10367
Birmingham, AL 35202-0367

County or Parish: JEFFERSON

Employer Identification Number: 630377478

North American Industry
Classification Systems Code: 423

Parent Company: _____

Number of Employees: 1,000 to
2,499 Number of Sites Verified for: 5

Are you verifying for more than 1 site? If yes, please provide the number of sites verified for in each State.

- GEORGIA 5 site(s)

Information relating to the Program Administrator(s) for your Company on policy questions or operational problems:

Name:	Kimberly A Stark		
Telephone Number:	(205) 849 - 4279	Fax Number:	(205) 849 - 4565
E-mail Address:	kimberlystark@thompsontractor.com		
Name:	Frank M Wright		
Telephone Number:	(205) 849 - 4267	Fax Number:	(205) 849 - 4854
E-mail Address:	frankwright@thompsontractor.com		

Company ID Number: 47130

USCIS Verification Division

Name (Please type or print)

Title

Electronically Signed

07/11/2007

Signature

Date