

**BID SUBMITTAL FORM**  
**Alabama County Joint Bid Program**  
**Heavy Equipment – BID ITEM: RIDE ON INDUSTRIAL BOOM MOWER**

Company Name: COBLENTZ EQUIPMENT & PARTS Co., INC.

Address: 10400 HIGHWAY 80E  
MONTGOMERY, AL 36117

Bid Submitted by: MATTHEW COBLENTZ  
(Name of company representative)

Title: VICE PRESIDENT E-mail address: matthew@coblentzep.com

Phone: 334-215-8600 Fax: 334-215-8532

By submitting this bid, we agree:

Initials

The equipment model number identified below meets the bid specs for this bid item.

Dmc

That the bid price will be honored for all counties for the period from Jan. 1, 2022 to Dec. 31, 2022.

Dmc

The equipment will be delivered at the bid price to all counties participating in the joint bid program.

Dmc

The company acknowledges the freight preparation and delivery price is to be included in the total bid price for the standard machine.

Dmc

The company representative listed above will be the contact person for purchasing this bid item under the joint bid program.

Dmc

The bid is accompanied by a current catalog or model specification document for the model number identified below.

Dmc

The bid is accompanied by a copy of the manufacturer's standard warranty as required in the bid specifications.

Dmc

The bid includes the e-verify documentation required by Alabama law.

Dmc

If awarded the bid, a performance bond will be provided upon request.

Dmc

The bid documents include the **Manufacturer's Suggested Retail Price Sheet (MSRP) for the Standard Machine.**

Dmc

### 22 Foot Boom Model including 1,400 lb. counterweight

Total Bid Price for Standard Machine: \$ 182,125.<sup>00</sup>  
(Total Bid Price for Standard Machine Includes Freight Preparation, Delivery and Standard Warranty Costs) \*

Freight Preparation and Delivery: \$ 1950.<sup>00</sup>  
(Included in Standard Machine Bid Price)

Manufacturer's Suggested Retail Price for Standard Machine: \$ 182,125.<sup>00</sup>

Equipment Model #: MOWER MAX BOOM

Description: RIDE-ON INDUSTRIAL BOOM MOWER WITH 22' LONG ARM ONLY.  
DOES NOT INCLUDE OPTIONAL HEADS OR FRONT HITCH (SEE OPTIONS PAGE).

### 24 Foot Boom Model including 1,400 lb. counterweight

Total Bid Price for Standard Machine: \$ 182,125.<sup>00</sup>  
(Total Bid Price for Standard Machine Includes Freight Preparation, Delivery and Standard Warranty Costs) \*

Freight Preparation and Delivery: \$ 1950.<sup>00</sup>  
(Included in Standard Machine Bid Price)

Manufacturer's Suggested Retail Price for Standard Machine: \$ 182,125.<sup>00</sup>

Equipment Model #: MOWER MAX BOOM

Description: RIDE-ON INDUSTRIAL BOOM MOWER WITH 24' LONG ARM ONLY.  
DOES NOT INCLUDE OPTIONAL HEADS OR FRONT HITCH (SEE OPTIONS PAGE).

### 26 Foot Boom Model which including 1,400 lb. counterweight

Total Bid Price for Standard Machine: \$ 184,025.<sup>00</sup>  
(Total Bid Price for Standard Machine Includes Freight Preparation, Delivery and Standard Warranty Costs) \*

Freight Preparation and Delivery: \$ 2,200.<sup>00</sup>  
(Included in Standard Machine Bid Price)

Manufacturer's Suggested Retail Price for Standard Machine: \$ 184,025.<sup>00</sup>

Equipment Model #: MOWER MAX BOOM

Description: RIDE-ON INDUSTRIAL BOOM MOWER WITH 26' LONG ARM ONLY.  
DOES NOT INCLUDE OPTIONAL HEADS OR FRONT HITCH (SEE OPTIONS PAGE).

27-30 Foot Telescoping Boom Model including 3,450 lb. counterweight with integrated steps

Total Bid Price for Standard Machine: \$ 189,775.<sup>00</sup>  
(Total Bid Price for Standard Machine Includes Freight Preparation, Delivery and Standard Warranty Costs) \*

Freight Preparation and Delivery: \$ 2,200.<sup>00</sup>  
(Included in Standard Machine Bid Price)

Manufacturer's Suggested Retail Price for Standard Machine: \$ 189,775.<sup>00</sup>

Equipment Model #: MOWER MAX Boom

Description: RIDE-ON INDUSTRIAL Boom MOWER WITH 27-30 TELESCOPING LONG ARM ONLY.  
DOES NOT INCLUDE OPTIONAL HEADS OR FRONT HITCH (SEE OPTIONS PAGE).

Signature of company representative submitting bid: 

Title: VICE PRESIDENT

**\* CURRENTLY MOWERMAX ONLY OFFERS A SINGLE PRICE STRATEGY. THEY DO NOT OFFER AN INFLATED MSRP WITH DISCOUNTS.**

**\* NOTE:** Award will be made based on the total cost of the **Standard Machine**. The total cost of the standard machine is to include the freight preparation, delivery and standard warranty cost. Freight preparation, delivery will be excluded from the total bid price of the standard machine in determining the percentage discount for any available options.



## BID SUBMITTAL FORM: OPTION COST SHEET

By submitting this bid, we agree:

To offer any available options at the percent difference between the Manufacturer's Suggested Retail Price Sheet and the actual bid price on the Standard Machine\*

YES

The bid documents include the **Manufacturer's Suggested Retail Price Sheet (MSRP)** for the Standard Machine

YES

Equipment Model #: MOWER MAX BOOM

Description: RIDE-ON INDUSTRIAL BOOM MOWER AVAILABLE OPTIONS

Signature of company representative submitting bid: 

Title: VICE PRESIDENT

**\*CURRENTLY MOWER MAX ONLY OFFERS A SINGLE PRICE STRATEGY. THEY DO NOT OFFER AN INFLATED MSRP WITH DISCOUNTS.**

**\*Note:** The percent difference between the **Manufacturer's Suggested Retail Price Sheet (MSRP)** for the standard machine as specified by these **Bid Specifications** and the actual price bid by the vendor will be calculated to determine the percentage discount to be applied to any available options. The bid price of the freight preparation, delivery cost shall be excluded in determining the percentage discount to be applied to available options. Any individual county may choose to add any available option to the standard machine at the percentage discount at the time of purchase.



## **BID ITEM: RIDE-ON INDUSTRIAL BOOM MOWER WITH UNIVERSAL ATTACHMENT PLATE**

### **GENERAL**

These specifications shall be construed as the minimum acceptable standards for a ride-on industrial boom mower with universal attachment plate and mowing arm. Should the manufacturer's current published data or specifications exceed these standards, the manufacturer's standards shall be considered minimum and shall be furnished. All integral parts not specifically mentioned in the scope of these specifications that are necessary to provide a complete working unit shall be furnished. Additionally, the machine offered for bid shall include all standard manufacturer's equipment. The machine must be a new current production model and shall meet all EPA and other applicable standards at the time of manufacture.

The use of specific names and numbers in the specifications is not intended to restrict the bidder or any seller or manufacturer, but is intended solely for the purpose of indicating the type, size and quality of equipment considered best adapted to the uses of counties participating in this joint bid.

### **BID SUBMITTAL FORM**

Each bidder must submit his or her bid on the Bid Submittal Form included in the invitation to bid package. All written warranties to be submitted shall be attached to the Bid Submittal Form.

### **BID PRICE**

The price bid shall include all destination charges, delivery charges, title fees, rebates, and all other applicable costs and refunds.

### **MANUALS**

Each unit shall be provided with one (1) copy of the operator's manual, (1) copy of the repair manual and one (1) copy of the current parts manual. Units will not be accepted for delivery until the manuals as outlined above are received by the purchaser.

### **REPLACEMENT PARTS AVAILABILITY**

Parts must be available for 5 years or 7,500 hours of use for the piece of equipment bid. If replacement parts are not delivered within three (3) working days of an order being placed, the bidder will deliver an equivalent machine for the county to use at no cost to the county until such time as the parts are delivered to the county so it can affect repairs to its machine.

### **WARRANTY**

Bidders shall submit a copy of the manufacturer's standard warranty. Warranty shall include service response time of maximum of 36 hours within notification by county.

Yes ☒ No ☐  
Page#   
or  
Attachment ☒

**BID ITEM: RIDE-ON INDUSTRIAL BOOM MOWER  
WITH UNIVERSAL ATTACHMENT PLATE**

**ALL ITEMS FACTORY INSTALLED UNLESS OTHERWISE INDICATED. THIS UNIT IS NOT INTENDED TO BE A MODIFIED AGRICULTURAL TRACTOR.**

**ENGINE**

The Engine shall meet the following requirements:

Minimum 154 HP Cummins Stage V Tier IV, with heavy duty radiator with high flow fan and canister style air cleaner with pre-cleaner. Electric start with engine pre-heat, and minimum 48-gallon fuel tank and full engine gauge package to include tachometer, water temperature, oil pressure, volt meter, fuel gauge and hour meter.

Yes ☒ No ☐  
Page # 1 of   
Attachment

**POWER TRAIN:**

Minimum power train requirements shall consist of permanent 4 Wheel Drive, four-wheel steer and three steering modes. Heavy Duty Conner axles or equivalent.

Hydrostatic drive with two-speed heavy duty drive motor. Hydrostatic, variable displacement piston transmission pumps in closed loop system. Standard electric over hydraulic parking brake with standard service brake.

Joystick or pedal control transmission for speed and directional control, with 0-6 mph work mode and a travel mode of 0- 22 MPH.

Yes ☒ No ☐  
Page # 1 of

**BOOM: Equal to or Exceeds MowerMax**

2 section steel construction. 22 Ft., 24 Ft., 26Ft., and 27FT.with 3 ft. of telescope out to 30Ft. Boom lengths includes counter weight with integrated steps & 175-degree rotation with HELAC actuator. Main Boom is to be 9"x7"x1/2" A-36 steel plate wall structural tubing conforming to ASTM A-500 Gr. B (58,000 psi minimum tensile).

Yes ☒ No ☐  
Page # 1 of

**MOWER ATTACHMENTS: Equal to or Exceeds MowerMax**

No Boom attachment is considered standard. All attachments shall be optional

Yes ☒ No ☐  
Page # 2

**WHEELS:**

Shall be equipped with, Four (4) Heavy Duty, Industrial flotation tires with either 22 Ply 550/45-22.5 flotation tires with Chevron Pattern or 460/70R24 with Multiuse tread

Yes ☒ No ☐  
Page # 1

**CAB, COMFORT, CONVENIENCE & SAFETY:**

Custom designed cab will be mounted in front of the engine and hydraulics for optimum operator visibility. Cab must be certified for both ROPS – ISO 3471 and FOPS – ISO 3449.

Low profile Grammer or equivalent full suspension seat with lumbar support and integrated operator-presence safety switch, ROPS enclosed cab with Red Dot A/C, heat and AM/FM Stereo with 7-inch Touch Screen with Blue Tooth, **back up Camera is to be considered standard for the purpose of this bid.**

Minimum of One (1) LED Safety Strobe bar on top of the Cab and 12 mini strobe lights mounted on all 4 sides.

1- 35-inch LED Directional Control Bar. DOT reflector tape, clear view steering column with adjustable tilt steering, back up alarm.

Seat belt with safety switch. 6 section Valve Bank with Electro-Hydraulic Joystick Controls. 12V Air-ride Grammer cloth seat with lumbar, tilt, arm rest and 2 safety switches. ½ inch thick Lexan with no vertical supports on Right side window.

Yes ☒ No ☐  
Page # 2

**CONDITIONS:**

Boom Mower shall be equipped with all standard equipment specified by the manufacturer, and shall comply with EPA emission standards and all motor vehicle standards established by the U.S. Department of Transportation regarding the manufacture of motor vehicles. **This unit shall have a minimum of one-year manufactured warranty.**

Yes ☒ No ☐  
Page # 1

**The successful bidder shall be responsible for delivering the unit properly serviced, clean and in first class operating condition. Pre-delivery service at a minimum shall include the following:**

**Complete lubrication, check all fluid levels, adjustment of engine to proper operating condition, inflate tires to proper operating pressure, check proper operation of all accessories.**





## 2021-2022 ACCA Pricing

### MowerMax Boom includes:

- Cummins 3.8L, 154HP Stage V Turbo Diesel
- 48 gallon fuel tank
- 4-Speed Hydrostatic Transmission
- 7 Section Valve Bank with Electro-Hydraulic Joystick Controls
- ISO Mounted Cab ROPS & FOPS
- Red Dot AC/Heat Cab with AM/FM/DVD 6.2in Touchscreen with Blue Tooth & iPod Control
- Heavy Duty, Remote, Horizontally Mounted Radiator/Hyd. Oil Cooler/CAC with High Flow Fan
- Heavy-Duty, Industrial Flotation Tires with either MultiUse Radial or 22 Ply Chevron Pattern
- Full time 4WD, 4 Wheel Steering with 3 Steering Modes, 45% Limit-slip Front Diff. Lock & 100% Operator Controlled Rear Diff. Lock
- Service Brake and Parking Brake
- Front Headlights with Turn Lights and Rear Brakelights with Turn Lights
- Backup Alarm
- 2 - Class 1 LED Strobes, 8 - LED Mini Flasher/Strobes and 1 - 36in LED Directional Control Bar
- 12v Air-ride, Grammer cloth seat with lumbar, tilt, arm rest & 2 safety switches
- 1/2 in Thick Lexan on Right Side Window
- Fire Extinguisher
- FOB Tampa

Product Description	ACCA
MowerMax Utility Work Machine Standard unit for Long Side Arm (Includes 3450lbs Counterweight (CW) with Integrated Steps & 180 Deg Boom Rotation with Helac Rotary Actuator)	\$ 167,525.00
<b><u>Boom Arm Options:</u></b>	
22ft or 24ft Long Arm without Head Attachment	\$ 10,950.00
26ft Long Arm with 1 additional 1400lbs CW and without Head Attachment	\$ 16,500.00
30ft Telescoping Long Arm, includes 2 additional 1400lbs CWs and without Attachment	\$ 22,250.00
<b><u>Boom Arm Head Attachment Options:</u></b>	
60in or 50in Rotary Deck with hydraulic controlled deck door	\$ 11,950.00
62in Flail Head	\$ 13,625.00
50in HD Flail	\$ 15,035.00
48in Saw Blade	\$ 11,875.00
69in Triple Saw Blade	\$ 16,325.00
90in Quad Saw Blade	\$ 18,885.00
50in Mulching Head	\$ 22,895.00
22in Ditcher Maintainer	\$ 17,450.00
<b><u>Front Attachment Options:</u></b>	
Front lift arms with universal attachment mount & Hydraulic QDs	\$ 11,675.00
96in Front Rotary Mower	\$ 16,850.00
96in Front Sweeper/broom with hydraulic angling	\$ 10,250.00
48in Front pallet forks	\$ 1,735.00
24in Front cold planer	\$ 23,975.00
Turbine Blower	\$ 9,625.00
<b><u>Other Long Arm Options:</u></b>	
90 Degree Swivel - Rotary Deck	\$ 2,950.00
180 Degree Swivel - Mulcher & Flail	\$ 3,950.00
45 Degree Rotate - Rotary Deck	\$ 2,950.00
90 Degree Rotate - Saws	\$ 2,950.00
Additional 1400lbs Counterweight (for 22ft, 24ft and 26ft Booms)	\$ 3,650.00
Hydraulic Quick Disconnect (QD) system on boom arm and includes one attachment	\$ 2,950.00
Additional Quick Disconnect on an attachment	\$ 1,850.00
Additional Valve Bank Section	\$ 1,075.00
Back Up Camera	\$ 925.00
Radiator Reversing Cleanout Fan	\$ 1,175.00
Window Tinting	\$ 825.00



## Generation 3, 154hp Stage V MowerMax Boom Specifications

<b>1.0</b>	<b>INTENT</b>
1.01	The intent of this specification is to provide for the purchase of a self-contained, purpose-built boom mower with a primary focus on stability, visibility maneuverability, and operator safety.
<b>2.0</b>	<b>POWERTRAIN AND ENGINE</b>
2.01	Horsepower of 154HP Cummins Stage V Turbo Diesel Engine
2.02	The engine coolant and hydraulic oil will be cooled by a remote, horizontally mounted, heavy duty side by side radiator/CAC/oil cooler with optional clean out reversing fan
2.03	The fuel tank will be welded aluminum with a capacity of 48 gallons with locking fuel cap
2.04	The radiator will have a remote horizontally mounted, 21" diameter fan driven by a heavy-duty gear motor with case drain and pressure relief/anti-cavitation valve with an optional operator controlled reversing valve to cleanout radiator
2.05	Two (2) heavy duty Comer axles with full time 4-wheel drive and 4-wheel steering with 3 steering modes: Four Wheel, Front, and Crab. Rear axle will be self-centering when going from 4 wheel or crab to front wheel steer
2.06	Engine Batteries will be located conveniently in the front of the machine for easy access with a locking door.
2.07	Front axle will have automatic, 45% limited slip differential and rear axle will have 100% operator controlled locking differential
2.08	Unit will have a 4-speed transmission with 0-6 MPH work mode, 0-22 MPH travel mode.
2.09	Drive Axle Pump is to be heavy duty hydrostatic, closed loop piston pump with charge pump filter.
2.10	Braking will be accomplished via hydrostatic braking as well as a secondary foot-controlled service brake. Parking brake will be electric over hydraulic with an integrated seat belt safety switch.
2.11	Standard tires will be 22 ply, 550/45-22.5 floatation tires with Chevron tread or 460/70R24 with Multiuse tread
<b>3.0</b>	<b>BOOM FEATURES &amp; MOWING</b>
3.01	Main boom is to be constructed of welded 9in wide x 7in high using 1/2in A-36 steel plate for all 4 sides
3.02	Main boom will be lifted by a 6 inch bore cylinder with a 2.5 inch diameter rod with 1.5in 4140 pins.
3.03	Outer boom is to be 5.5 in wide X 5 inch high using 3/8in A-36 steel plate.
3.04	Outer Boom will be lifted by a 4.5 inch bore cylinder with a 2.0 inch diameter rod with 1.5in 4140 pins.
3.05	Main pivot pins shall be constructed of 1.5 inch AISI 4140 steel.
3.06	Each pivot pin is to be supported by a pair of 2 inch wide hardened steel, greaseable Connex® bushings.
3.07	Standard boom functions will include horizontal swing, vertical lift, dipper reach, mower head tilt and mower head door open/close.
3.08	Boom length options are: 22ft, 24ft, 26ft and 27ft with 3ft Outer Boom Telescope to 30ft
3.09	All boom functions as well as axle stabilizer system must be controlled by the operator's right hand and the joystick.
3.10	Boom must swing hydraulically a minimum of 175 degrees with a rotary actuator with dual cross port reliefs and an accumulator for system protection.
3.11	Boom mower deck/attachment tilt will be lifted by a 4.0 inch bore cylinder with a 1.50 inch diameter rod with 1.5in 4140 pins. The cylinder will also have an integrated counter-balance holding valve.
3.12	The mower blades will be powered by a closed-loop, hydrostatic piston pump with charge pump filter and a bent axis piston motor with maximum pressures capable of 4900psi. This system should have approximately 87% hydraulic efficiency.
3.13	The standard 60in rotary deck frame will be made of a minimum of 9ga. steel plate and have a 1in thick blade bar with 5/8in dual double-sided sling blades.
3.14	The rotary deck will also have an optional 90 degree swivel option.
3.15	The boom arm travel cradle must come with a 2in ratchet strap to secure boom in the cradle to prevent accidental movement when in travel mode.
3.16	The main boom Helac mount weldment will be made of 3/4 inch and 5/8 inch A-36 steel and attached by a minimum of ten (10) grade 8 flange bolts with lock washers.



3.17	Primary counterweight will be custom, cast iron with a minimum of 3,400 pounds with integrated operator steps for easy access and be attached to the main frame with a minimum of nine (9), 1 inch grade 8 bolts.
3.18	Additional cast iron counterweights (Maximum of 3) are available of a minimum of 1,400 pounds each and be attached to the main frame with a minimum of four (4), 1 inch grade 8 bolts.
<b>4.0</b>	<b>CAB AND OTHER FEATURES</b>
4.01	Custom designed cab will be mounted in front of the engine and hydraulics for optimum operator visibility.
4.02	Cab is fully ISO mounted with Acoustical Insulation on the Outside and Acoustical Floor Mat inside
4.03	Cab will be certified for both ROPS - ISO 3471 and FOPS - ISO3449.
4.04	The right side of the cab, or the boom arm side, will feature a minimum of ½ inch Lexan with no vertical supports to hinder the visibility of the operator while operating the boom.
4.05	The steering wheel and column will have a full column tilt and telescoping features and must include a horn and steering knob.
4.06	The operator's seat will be a Grammer, cloth seat with 12-volt adjustable air ride, two armrests, tilt, lumbar support, an operator presence switch limiting joystick and transmission functions and a seatbelt with switch limiting the disengagement of the parking brake and mower PTO.
4.07	Must include Red Dot Air Conditioning, heat and front windshield wiper with washer as standard equipment.
4.08	Unit must include a minimum of three rear view mirrors: one mounted inside the cab, two additional mirrors mounted on the left and right outside the cab.
4.09	The engine gauge display will be at least a 7in diagonal, color monitor mounted on a double ball RAM mount for easy operator adjustment.
4.10	The A/C condenser must be mounted on the upper front of the cab for minimum clogging from dust and debris.
4.11	Unit must have 1 LED Safety Strobe Bar on top of cab and a 35in LED Directional Light Bar as well as 12 mini-LED strobes mounted on all 4 sides. (Front Main Frame, aft Cab mount and Cab A/C Housing for light bar)
4.12	Unit must be equipment with a backup alarm, Slow Moving Vehicle diamond, head lights with LED daytime running lights, high & low beam, front and rear turn signals, brake and reverse lights.
4.13	Cab must come equipment with an audible and visible alarm for low hydraulic oil to alert operator of a hydraulic oil leak as well as high coolant temperature and low oil pressure.
4.14	Cab must come equipment with an AM/FM stereo with Bluetooth. Optional a backup camera available.
4.15	Unit will come equipped with two locking tools boxes mounted on the side of the machine.
<b>5.0</b>	<b>OPTIONS</b>
5.01	Back up camera
5.02	Radiator reversing fan
5.03	Quick Disconnect System for boom attachments
5.04	50in mulching head for boom
5.05	60in flail head for boom
5.06	48in saw blade for boom
5.07	69in triple saw blade for boom
5.08	90in quad saw blade for boom
5.09	Front Lift Arms with universal skid steer plate and high flow hydraulics
5.10	84in angle broom for front lift arms
5.11	96in rotary deck for front lift arms
5.12	22in Dichter Maintainer
5.13	52in Grapple with 360 rotation
5.14	72in Front Mulching Head
5.15	48in Pallet Forks



5.16	24in Cold Planner
5.17	108in Snow Plow with Hyd Angling

**ATMAX Equipment Co. LIMITED WARRANTY**

ATMAX Equipment Co. (hereinafter "ATMAX") makes every effort to assure that its products meet high quality and durability standards. ATMAX warrants that its products shall be free from defects in parts, materials and workmanship (hereinafter "Defective Item(s)"), subject to the following conditions (hereinafter the "Warranty"):

1. It applies only to the original retail purchaser or original purchaser acting as a lessor (hereinafter the "Purchaser") and is not transferable;
2. To be eligible for the benefits of this Warranty, Purchaser must submit its warranty registration information in writing to ATMAX within ten (10) days of delivery of the product.
3. It is limited to Defective Items discovered within the earlier of the time periods listed below following the date of delivery to Purchaser of the product;

Engine: Cummins QSF3.8 154HP	2 years/2,000 hours
Drive Axles	1 year/2,000 hours
Hydrostatic Hydraulic Pumps	1 year/2,000 hours
Hydraulic Axle Drive Motors	1 year/2,000 hours
Hydraulic Mower Motors	1 year/2,000 hours
MowerMax Boom Frame	5 years/10,000 hours
Bumper to Bumper	1 year/2,000 hours

4. It is limited to the cost of the repair or the replacement by ATMAX or its authorized service representative of Defective Items. It does not include labor or transportation unless agreed upon by ATMAX in writing. It does, however, include reasonable shipping charges for Defective Items (as determined by ATMAX) to and from ATMAX or its authorized service representative which result from Defective Items;
5. It is conditioned upon Purchaser's making its warranty claim regarding a possible Defective Item to ATMAX or its authorized service representative within ten (10) days of the discovery of the Defective Item;
6. It is conditioned upon the return of the Defective Item to ATMAX or its authorized service representative within ten (10) days of the purchaser's warranty claim;
7. It does not apply to the product's parts and components which are manufactured by parties other than ATMAX, except for the extent that such other manufacturer provides a warranty that is transferable to the Purchaser and which warranty ATMAX hereby transfers to the Purchaser;

8. It does not apply to defects resulting from:
  - a. Neglect or improper and inadequate maintenance, repairs or replacements;
  - b. misuse, accident, theft, fire or the like;
  - c. use of improper, or inadequate use of, fuel, fluids or lubricants;
  - d. use of parts or components other than ones from ATMAX or ones authorized in writing by ATMAX;
  - e. modifications or alterations not authorized in writing by ATMAX;
  - f. continued use after a problem has been identified that requires, or one should reasonably expect to require, immediate attention.
9. The product must be operated and maintained only by trained and qualified personnel and in accordance with the instructions and recommendations furnished by ATMAX;
10. It does not apply if the product's serial number has been altered, defaced or removed, or if Purchaser is in default in any payment due ATMAX or any of its dealers or other agents.
11. ATMAX shall not be responsible for any injury, loss, or damage, either direct, indirect, incidental or consequential resulting from any Defective Item:
12. No warranty, expressed or implied, as to the merchantability, fitness for a particular purpose, quality or other matter is included herein;

**THIS IS THE SOLE WARRANTY PROVIDED BY ATMAX AND NO PERSON IS AUTHORIZED TO MAKE ON BEHALF OF ATMAX ANY WARRANTIES OR REPRESENTATIONS OTHER THAN THOSE EXPRESSED HEREIN.**



# **MOWERMAX<sup>TM</sup>**

## **Boom Mower**

**NEW!**  
**Gen 3**  
**154 HP**  
**Cummins**



**MADE IN**   
**FLORIDA**

***Completely Innovative, Purpose-built Boom Mower  
Designed and Built Specifically for Boom Mowing!***



## ENGINEERED FOR PERFORMANCE


The revolutionary, **3rd Generation MowerMax Boom Mower** is designed and purpose built from the ground up to have the best **Stability, Visibility, Maneuverability and Versatility** of any boom mower on the market. The MowerMax is a heavy-duty boom mower that is also very safe, easy to operate and maintain.





## OPTIMUM STABILITY

The MowerMax is designed to have a low center of gravity. The counterweights are mounted directly opposite the boom for maximum benefit and it's easy to add additional counterweights. These features combined with the rear axle stabilizer system, make the MowerMax an extraordinarily stable machine.




## INCOMPARABLE VISIBILITY

The MowerMax cab forward design greatly enhances the operator's visibility making for a much more productive and safer cutting experience. Plus the right side of the cab has an unobstructed view.



## EXTREMELY SIMPLE & COMFORTABLE

The MowerMax is extremely simple to operate and very comfortable for the operator! The MowerMax is easy to get into and out of with non slip coated steps integrated into the main counter-weight. The cab has a plush, Grammer air-ride suspension seat with tilt and lumbar, a tilt & telescoping steering wheel with steering knob, 6.2in color AM/FM/CD stereo with Bluetooth & optional Backup Camera, and a 7in Control Display.





## OUTSTANDING MANEUVERABILITY

The MowerMax has hydrostatic, 2 speed transmission which is operated by two foot pedals and comes with permanent 4 wheel drive with 45% limited slip front axle and 100% operator controlled rear differential lock. The MowerMax Boom also has 4 wheel steering with 3 different steering modes: **1) 4 Wheel Steer 2) Front Wheel Steer or 3) Crab Steer.** These three steering modes allows the MowerMax to be extremely maneuverable and productive. Lastly all of MowerMax booms come with 180 degree rotation with a helical actuator for maximum operating flexibility.



4-WHEEL




FRONT



CRAB

## SERIOUS VERSATILITY


The MowerMax Boom is extremely versatile with 4 different boom head attachments as well as the optional front lift arms with universal quick attach mounts that allows you to use over 30 common skid steer attachments.



60in Rotary Deck



50in HD Flail




90in Quad Saw



84in Broom



50in Fecon Mulcher



Universal Quick Attach




96in Front Rotary Deck



## EXCEPTIONALLY SAFE

**ATMAX Equipment** knows that boom mowing often happens on busy roads under rough conditions, so safety of the operator and the machine are of utmost importance! **1/2in Lexan Glass** on boom side. **ROPS & FOPS** - Most tractors and other purpose built boom mowers only have ROPS even though all trim trees with them! **Bright Yellow Powder Coated Paint** with 2 front LED daytime running lights, 2 reflective SMV diamonds, 2 - SAE Class 1 strobes, 1 - 35in LED directional control bar, 12 amber/white mini LED flashers, and over 30ft of reflective decals and DOT tape.





# MOWERMAX BOOM MOWER SPECIFICATIONS

## Power Unit Specs

Engine	Cummins F 3.8QSF 154 HP Stage V Turbo Diesel
Cooling System (Engine & Hydraulic)	Horizontally-mounted Radiator/CAC/Oil Cooler with High Flow Fan & Reversing Cleanout System
Transmission	Two Speed Closed Loop Hydrostatic with Double Foot Pedal Controls, Optional 4 Speed Transmission with 220% more torque
Drive Train & Steering	Permanent 4-Wheel Drive with 4-Wheel Steering and 3 Steering Modes
Differential Lock	45% Limited Slip on Front Axle and 100% Operator-controlled Rear Locking Rear Axle
Parking Brake	Standard SAHR Electric over Hydraulic
Service Brake	Standard Foot Pedal Controlled
Tires	460/70-R24 Radial with Multiuse Tread or 550/45-22.5 22 Ply Flotation with Lug Tread
Ground Speed	0-8 MPH Work Mode 0-25 MPH Travel Mode

## Boom Arm Specifications

Boom Controls	Multifunction, Electric Over Hydraulic Joystick
Boom Lengths	Approximately 22ft, 24ft, 26ft & Telescoping 27ft to 30ft
Boom Rotation	180 Degrees with Helical Actuator with Cross Port Relief
High Flow Hydraulics to Boom Attachments	Closed Loop Hydrostatic Pump with 30GPM @ 5000psi
<b>Available Boom Attachments:</b>	
Rotary Decks	50in & 60in with Hydraulic Door & Optional 90 Degree Swivel
Mulching Head	50in Fixed Tooth Mulching mfg for MowerMax by Fecon with optional 180 Degree Swivel
Saw Heads	48in Single Blade Direct Drive, 69in Triple Blade Belt Drive & 90in Quad Blade Belt Drive
Flail Heads	50in Brush Flail & 60in Grass Flail with optional 180 Degree Swivel
Ditch Maintainer	22in Cutting Width with Hydraulically Controlled Debris Shute
Log/Debris Grapple	55in Wide (open) Grapple with 360 Degree Rotation

## Front Lift Arm Specs (Optional)

Attachment Types	Most Universal Skid Steer Mount Attachments
Lift Capacity	2500lbs
High Flow Hydraulics to Attachments	Closed Loop Hydrostatic Pump with 30GPM @ 5000psi

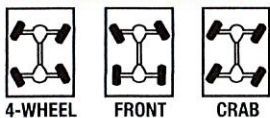
## General Specs

Width with Boom in Stow	100in
Length with Boom in Stow (no boom attachments)	236in
Height	112in
Weight (with 24ft boom & no attachments)	19,500lbs approximately
Diesel Fuel Tank Capacity	48 Gallon Aluminum Tank with Locking Fuel Cap
DEF Tank Capacity	5 Gallons

## Cab & Safety Features

Grammer Air Ride Suspension Seat with Back Rest, Lumbar, Tilt with Operator Presence Switch & Seatbelt with Switch  
Tilt Steering Column with Telescoping Steering Wheel with Knob  
Easy to View, Adjustable 7in Color Display with All Gauges and Warning Signals  
6.2in Color AM/FM/CD Stereo with Bluetooth and Optional Backup Camera  
Front Headlights with LED Daytime Running Lights and Rear LED Brake Turn and Backup Lights  
12 Amber/White LED Mini Flashers on all 4 Sides  
1 - Cab Mounted, Amber LED Bar and 1 - LED Directional Control Bar on Rear on Cab  
Backup Alarm  
2 Reflective SMV Diamonds and over 28ft of Reflective DOT tape  
Certified ROPS - ISO 3471 & FOPS - ISO 3449

## STEERING MODES



6902 East 7th Avenue • Tampa, FL 33619

Sales: 813-634-1111

WWW.MOWERMAX.COM



## Call to schedule a demonstration:

**DAVID:** 813-781-0100  
(FL, TX, LA, VA, WV, MO)

**NEAL:** 423-595-4897  
(AL, AR, GA, TN, SC, NC)

**PATRICK:** 614-306-6887  
(OH, IN, KY, IL, MI, PA)





## Employment Eligibility Verification

Welcome  
David CoblenzUser ID  
DCOB0375Last Login  
02:23 PM - 02/15/2013  
Log OutClick any  for help[Home](#)[My Cases](#)[New Case](#)[View Cases](#)[Search Cases](#)[My Profile](#)[Edit Profile](#)[Change Password](#)[Change Security Questions](#)[My Company](#)[Edit Company Profile](#)[Add New User](#)[View Existing Users](#)[Close Company Account](#)[My Reports](#)[View Reports](#)[My Resources](#)[View Essential Resources](#)[Take Tutorial](#)[View User Manual](#)[Contact Us](#)

## Company Information

Company Name: Coblenz Equipment &amp; Parts Co., Inc.

[View / Edit](#)

Company ID Number: 503975

Doing Business As (DBA)  
Name:

DUNS Number: 153590609

## Physical Location:

Address 1: 10400 Highway 80 East

Address 2:

City: Montgomery

State: AL

Zip Code: 36117

County: MONTGOMERY

## Mailing Address:

Address 1: Post Office Box 242608

Address 2:

City: Montgomery

State: AL

Zip Code: 36124

## Additional Information:

Employer Identification Number: 630926850

Total Number of Employees: 10 to 19

Parent Organization:

Administrator:

Organization Designation:

Employer Category: State Government

NAICS Code: 111 - CROP PRODUCTION

[View / Edit](#)

Total Hiring Sites: 1

[View / Edit](#)

Total Points of Contact: 3

[View / Edit](#)[View MOU](#)

Company ID Number: 503975

## THE E-VERIFY PROGRAM FOR EMPLOYMENT VERIFICATION MEMORANDUM OF UNDERSTANDING

### ARTICLE I

#### PURPOSE AND AUTHORITY

This Memorandum of Understanding (MOU) sets forth the points of agreement between the Department of Homeland Security (DHS) and **Equipment & Parts Specialty Co., Inc.** (Employer) regarding the Employer's participation in the Employment Eligibility Verification Program (E-Verify). This MOU explains certain features of the E-Verify program and enumerates specific responsibilities of DHS, the Social Security Administration (SSA), and the Employer. E-Verify is a program that electronically confirms an employee's eligibility to work in the United States after completion of the Employment Eligibility Verification Form (Form I-9). For covered government contractors, E-Verify is used to verify the employment eligibility of all newly hired employees and all existing employees assigned to Federal contracts or to verify the entire workforce if the contractor so chooses.

Authority for the E-Verify program is found in Title IV, Subtitle A, of the Illegal Immigration Reform and Immigrant Responsibility Act of 1996 (IIRIRA), Pub. L. 104-208, 110 Stat. 3009, as amended (8 U.S.C. § 1324a note). Authority for use of the E-Verify program by Federal contractors and subcontractors covered by the terms of Subpart 22.18, "Employment Eligibility Verification", of the Federal Acquisition Regulation (FAR) (hereinafter referred to in this MOU as a "Federal contractor with the FAR E-Verify clause") to verify the employment eligibility of certain employees working on Federal contracts is also found in Subpart 22.18 and in Executive Order 12989, as amended.

### ARTICLE II

#### FUNCTIONS TO BE PERFORMED

##### A. RESPONSIBILITIES OF SSA

1. SSA agrees to provide the Employer with available information that allows the Employer to confirm the accuracy of Social Security Numbers provided by all employees verified under this MOU and the employment authorization of U.S. citizens.
2. SSA agrees to provide to the Employer appropriate assistance with operational problems that may arise during the Employer's participation in the E-Verify program. SSA agrees to provide the Employer with names, titles, addresses, and telephone numbers of SSA representatives to be contacted during the E-Verify process.
3. SSA agrees to safeguard the information provided by the Employer through the E-Verify program procedures, and to limit access to such information, as is appropriate by law, to individuals responsible for the verification of Social Security Numbers and for evaluation of the E-Verify program or such other persons or entities who may be authorized by SSA as governed





Company ID Number: 503975

To be accepted as a participant in E-Verify, you should only sign the Employer's Section of the signature page. If you have any questions, contact E-Verify at 888-464-4218.

Employer Equipment & Parts Specialty Co., Inc.

David Coblentz

Name (Please Type or Print)

Title

Electronically Signed

02/13/2012

Signature

Date

Department of Homeland Security – Verification Division

USCIS Verification Division

Name (Please Type or Print)

Title

Electronically Signed

02/13/2012

Signature

Date

### Information Required for the E-Verify Program

#### Information relating to your Company:

Company Name: Equipment & Parts Specialty Co., Inc.

Company Facility Address: 3523 Mobile Highway

Montgomery, AL 36108

Company Alternate Address: Post Office Box 250447

Montgomery, AL 36125

County or Parish: MONTGOMERY

Employer Identification Number: 630926850