

BID SUBMITTAL FORM
Alabama County Joint Bid Program
BID ITEM – SKID STEER LOADER ATTACHMENTS

Company Name: Cowin Equipment Company Inc.

Address: 4325 Northern Blvd
Montgomery Al. 36110

Bid Submitted by: John Edwards
(Name of company representative)

Title: Governmental Sales Manager E-mail address: jedwards@cowin.com

Phone: 850-685-7055 Fax: 334-834-2272

By submitting this bid, we agree:

Initials

The equipment model number identified below meets the bid specs for this bid item

JE

That the bid price will be honored for all counties for the period from Jan. 1, 2022 to Dec. 31, 2022.

JE

The equipment will be delivered at the bid price to all counties participating in the joint bid program

JE

The company representative listed above will be the contact person for purchasing this bid item under the joint bid program

JE

The bid is accompanied by a current catalog or model specification document for the model number identified below

JE

The bid is accompanied by a copy of the manufacturer's standard warranty as required in the bid specifications

JE

The bid includes the e-verify documentation required by Alabama law

JE

If awarded the bid, a performance bond will be provided upon request

JE

The bid documents include the **Manufacturer's Suggested Retail Price Sheet (MSRP) for the Standard Machine**

JE

SKID STEER LOADER ATTACHMENTS

Attachment 1: SMOOTH DRUM VIBRATORY ROLLER

Total Bid Price for Standard Machine: \$ 13,088.⁰⁰

(Total Bid Price for Standard Machine Includes Freight Preparation, Delivery and Standard Warranty Costs) *

Freight Preparation and Delivery: \$ 750.⁰⁰
(Included in Standard Machine Bid Price)

Manufacturer's Suggested Retail Price for Standard Machine: \$ 13,252.⁰⁰

Equipment Model #: Paladin 105063

Description: Smooth Drum Vibratory Roller

Signature of company representative submitting bid: John Edwards

Title: Governmental Sales Manager

Attachment 2: PAD FOOT VIBRATORY ROLLER

Total Bid Price for Standard Machine: \$ 13,611.⁰⁰

(Total Bid Price for Standard Machine Includes Freight Preparation, Delivery and Standard Warranty Costs) *

Freight Preparation and Delivery: \$ 750.⁰⁰
(Included in Standard Machine Bid Price)

Manufacturer's Suggested Retail Price for Standard Machine: \$ 13,923.⁰⁰

Equipment Model #: Paladin

Description: 105067

Signature of company representative submitting bid: John Edwards

Title: Governmental Sales Manager

SKID STEER LOADER ATTACHMENTS

Attachment 3: GRADER BLADE

Total Bid Price for Standard Machine: \$ No Bid
(Total Bid Price for Standard Machine Includes Freight Preparation, Delivery and Standard Warranty Costs) *

Freight Preparation and Delivery: \$ _____
(Included in Standard Machine Bid Price)

Manufacturer's Suggested Retail Price for Standard Machine: \$ _____

Equipment Model #: _____

Description: _____

Signature of company representative submitting bid: John Edwards

Title: Governmental Sales Manager

Attachment 4: ANGLE BROOM

Total Bid Price for Standard Machine: \$ 9,044.⁰⁰
(Total Bid Price for Standard Machine Includes Freight Preparation, Delivery and Standard Warranty Costs) *

Freight Preparation and Delivery: \$ 750⁰⁰
(Included in Standard Machine Bid Price)

Manufacturer's Suggested Retail Price for Standard Machine: \$ 10,515.⁰⁰

Equipment Model #: Vernig VAB84

Description: Hydraulic Angle Broom

Signature of company representative submitting bid: John Edwards

Title: Governmental Sales Manager

SKID STEER LOADER ATTACHMENTS

Attachment 5: COLD PLANER

Total Bid Price for Standard Machine: \$ 27,449.76

(Total Bid Price for Standard Machine Includes Freight Preparation, Delivery and Standard Warranty Costs) *

Freight Preparation and Delivery: \$ 1,250⁰⁰
(Included in Standard Machine Bid Price)

Manufacturer's Suggested Retail Price for Standard Machine: \$ 36,840⁰⁰

Equipment Model #: Roadhog CP40G5

Description: 40" Cold Planer

Signature of company representative submitting bid: John Edwards

Title: Governmental Sales Manager

Attachment 6: ROAD WIDENER-SINGLE DISCHARGE

Total Bid Price for Standard Machine: \$ No Bid

(Total Bid Price for Standard Machine Includes Freight Preparation, Delivery and Standard Warranty Costs) *

Freight Preparation and Delivery: \$ _____
(Included in Standard Machine Bid Price)

Manufacturer's Suggested Retail Price for Standard Machine: \$ _____

Equipment Model #: _____

Description: _____

Signature of company representative submitting bid: John Edwards

Title: Governmental Sales Manager

SKID STEER LOADER ATTACHMENTS

Attachment 7: Road Widener- Dual Discharge

Total Bid Price for Standard Machine: \$ No Bid
(Total Bid Price for Standard Machine Includes Freight Preparation, Delivery and Standard Warranty Costs) *

Freight Preparation and Delivery: \$ _____
(Included in Standard Machine Bid Price)

Manufacturer's Suggested Retail Price for Standard Machine: \$ _____

Equipment Model #: _____

Description: _____

Signature of company representative submitting bid: John Edwards

Title: Governmental Sales Manager

Attachment 8: Mulcher

Total Bid Price for Standard Machine: \$ 40,721.⁰⁰
(Total Bid Price for Standard Machine Includes Freight Preparation, Delivery and Standard Warranty Costs) *

Freight Preparation and Delivery: \$ 1,250.⁰⁰
(Included in Standard Machine Bid Price)

Manufacturer's Suggested Retail Price for Standard Machine: \$ 41,823.⁰⁰

Equipment Model #: Paladin MM605

Description: Hydraulic Mulcher

Signature of company representative submitting bid: John Edwards

Title: Governmental Sales Manager

* **NOTE:** Award will be made based on the total cost of the **Standard Machine**. The total cost of the standard machine is to include the freight preparation, delivery and standard warranty cost. Freight preparation, delivery will be excluded from the total bid price of the standard machine in determining the percentage discount for any available options.

SPECIFICATIONS FOR SKID STEER LOADER ATTACHMENTS

GENERAL

These specifications shall be construed as the minimum acceptable standards for attachments compatible with the skid steer loader specifications. Should the manufacturer's current published data or specifications exceed these standards, the manufacturer's standards shall be considered minimum and shall be furnished. All integral parts not specifically mentioned in the scope of these specifications that are necessary to provide complete working unit(s) shall be furnished. Additionally, the attachments offered for bid shall include all standard manufacturers' equipment. The attachments bid must be a new current production model and shall meet all EPA and other applicable standards at the time of manufacture.

The use of specific names or numbers in the specifications is not intended to restrict the bidder or any seller or manufacturer, but is intended solely for the purpose of indicating the type, size, and quality of equipment considered best adapted to the uses of counties participating in this joint bid.

Bidder is not required to bid on every attachment listed in this bid specification. Each attachment will be awarded individually to the lowest responsible bidder for that item.

BID SUBMITTAL FORM

Each bidder must submit his or her bid on the Bid Submittal Form included in the invitation to bid package. All written warranties to be submitted shall be attached to the Bid Submittal Form.

BID PRICE

The price bid for each attachment bid shall include all destination charges, delivery charges, title fees, rebates and all other applicable costs and refunds.

MANUALS

Each attachment shall be provided with one (1) copy of the owner/operator's manual for that attachment.

WARRANTY

Bidders shall submit a copy of the manufacturer's standard warranty along with a complete explanation of the warranty with their bid. All attachments must have (1) year warranty with no hour limit.

Yes ☒ No ☐
Page#
or
Attachment ☒

MINIMUM SPECIFICATIONS FOR SKID STEER LOADER ATTACHMENTS

All skid steer attachments listed below must be of the universal quick attach type and must be fully compatible with the skid steer loader to be awarded. As such, the attachment must be compatible with the bid specifications for the skid steer loader.

ATTACHMENT #1 SMOOTH DRUM VIBRATORY ROLLER

Weight	2000 lbs.	Yes <input checked="" type="checkbox"/> No <input type="checkbox"/> Page # <u>1</u>
Hydraulic flow requirements	10 – 20 gpm	Yes <input checked="" type="checkbox"/> No <input type="checkbox"/> Page # <u>1</u>
Working width	73"	Yes <input checked="" type="checkbox"/> No <input type="checkbox"/> Page # <u>1</u>
Centrifugal Force	8,500 lbf	Yes <input checked="" type="checkbox"/> No <input type="checkbox"/> Page # <u>1</u>
Flow control valve		Yes <input checked="" type="checkbox"/> No <input type="checkbox"/> Page # <u>1</u>

ATTACHMENT #2 PAD FOOT VIBRATORY ROLLER

Weight	2100 lbs.	Yes <input checked="" type="checkbox"/> No <input type="checkbox"/> Page # <u>1</u>
Hydraulic flow requirements	10 – 20 gpm	Yes <input checked="" type="checkbox"/> No <input type="checkbox"/> Page # <u>1</u>
Working width	73"	Yes <input checked="" type="checkbox"/> No <input type="checkbox"/> Page # <u>1</u>
Centrifugal Force	8,500 lbf	Yes <input checked="" type="checkbox"/> No <input type="checkbox"/> Page # <u>1</u>
Flow control valve		Yes <input checked="" type="checkbox"/> No <input type="checkbox"/> Page # <u>1</u>

ATTACHMENT #3 GRADER BLADE - No Bid

Motorgrader style 8' moldboard with replaceable cutting edges

Yes ___ No ___
Page # ___

2 front guide wheels with center oscillating pivot point

Yes ___ No ___
Page # ___

In-cab hydraulic control box of blade height, angle, and tilt

Yes ___ No ___
Page # ___

Proportional current valve for gradual adjustment of blade

Yes ___ No ___
Page # ___

2 removable blade end plates

Yes ___ No ___
Page # ___

Compatible with laser control system

Yes ___ No ___
Page # ___

Weight 1200 lbs.

Yes ___ No ___
Page # ___

Length 101"

Yes ___ No ___
Page # ___

ATTACHMENT #4 ANGLE BROOM

Hydraulic motor with hydraulic angle control

Yes ☒ No ___
Page # 1

Weight 900 lbs

Yes ☒ No ___
Page # 2

Straight Path 84"

Yes ☒ No ___
Page # 2

Angled Path 75"

Yes ☒ No ___
Page # 2

Angle 30 degrees

Yes ___ No ☒
Page # 20 27°

Brush Diameter 32"

Yes ☒ No ___
Page # 2

Brush Material 50 poly/50 wire

Yes ☒ No ___
Page # 2

ATTACHMENT #5 COLD PLANER

In cab electric control box to control unit

Yes ☒ No ☐
Page # option

Depth gauge

Yes ☒ No ☐
Page # 1

Access door for access to drum

Yes ☒ No ☐
Page # 2

Working Width 40"

Yes ☒ No ☐
Page # 1

Weight 3100 lbs

Yes ☒ No ☐
Page # 1

Hydraulic Requirements 40 gpm

Yes ☒ No ☐
Page # 1

Max. Milling Depth 5"

Yes ☒ No ☐
Page # 1

Side shift -3" to 22"

Yes ☒ No ☐
Page # 1

Tilt +/- 8 degrees

Yes ☒ No ☐
Page # 1

ATTACHMENT #6: ROAD WIDENER-SINGLE DISCHARGE *No Bid*
Hydraulic-driven conveyor

Yes ___ No ___
Page # _____

10" Head and Tail Pulleys

Yes ___ No ___
Page # _____

Right or left side discharge

Yes ___ No ___
Page # _____

Hydraulic width/height adjustment

Yes ___ No ___
Page # _____

Adjustable shouldering angle

Yes ___ No ___
Page # _____

Width 10'2"

Yes ___ No ___
Page # _____

Length 7'6"

Yes ___ No ___
Page # _____

Height 4'3"

Yes ___ No ___
Page # _____

Working Width 1 – 3.5'

Yes ___ No ___
Page # _____

Weight (Empty) 2600 lbs.

Yes ___ No ___
Page # _____

ATTACHMENT #7: ROAD WIDENER DUAL DISCHARGE *No Bid*

Hydraulic-driven conveyor

Yes ☐ No ☐
Page # _____

10" Head and Tail Pulleys

Yes ☐ No ☐
Page # _____

Right and left side discharge

Yes ☐ No ☐
Page # _____

Hydraulic width/height adjustment

Yes ☐ No ☐
Page # _____

Adjustable shouldering angle

Yes ☐ No ☐
Page # _____

Width 10'2"

Yes ☐ No ☐
Page # _____

Length 7'6"

Yes ☐ No ☐
Page # _____

Height 4'3"

Yes ☐ No ☐
Page # _____

Working Width 1 – 3.5'

Yes ☐ No ☐
Page # _____

Weight (Empty) 2600 lbs.

Yes ☐ No ☐
Page # _____

ATTACHMENT #8: MULCHING ATTACHMENT

MINIMUM SPECIFICATIONS FOR MULCHING ATTACHMENT

Weight 2,250 lbs.

Yes ☒ No ☐
Page # 1

Horsepower rating 125

Yes ☒ No ☐
Page # 1

RPM speed of spindle shaft 1,900

Yes ☒ No ☐
Page # 1

Cutting width 58"

Yes ☒ No ☐
Page # 1

Overall width	72"	Yes <input checked="" type="checkbox"/> No <input type="checkbox"/>
Fixed replaceable carbide cutting hammers (qty)	28	Page # <u>1</u>
		Yes <input checked="" type="checkbox"/> No <input type="checkbox"/>
		Page # <u>1</u>
Rated hydraulic flow	30 – 40 gal	Yes <input checked="" type="checkbox"/> No <input type="checkbox"/>
		Page # <u>1</u>
Hydraulic deflector door		Yes <input checked="" type="checkbox"/> No <input type="checkbox"/>
		Page # <u>1</u>
4" diameter hydraulic pressure sight gauge which reads UP TO 6000 psi.		Yes <input checked="" type="checkbox"/> No <input type="checkbox"/>
		Page # <u>1</u>
Rotor diameter including hammers	17.5"	Yes <input checked="" type="checkbox"/> No <input type="checkbox"/>
		Page # <u>1</u>
Rotor tube wall thickness	$\frac{3}{4}$ "	Yes <input checked="" type="checkbox"/> No <input type="checkbox"/>
		Page # <u>1</u>
Rotor shaft diameter	$\frac{3}{8}$ "	Yes <input checked="" type="checkbox"/> No <input type="checkbox"/>
		Page # <u>1</u>
Rotor shaft attached inside of tube with (4) sweat collars		Yes <input checked="" type="checkbox"/> No <input type="checkbox"/>
		Page # <u>1</u>
Lower bearing boxes equipped with dual spherical bearings with tapered lock system		Yes <input checked="" type="checkbox"/> No <input type="checkbox"/>
		Page # <u>1</u>
Upper bearing box assembly for hydraulic motor equipped with dual tapered bearings		Yes <input checked="" type="checkbox"/> No <input type="checkbox"/>
		Page # <u>1</u>
PD drive belt and matching drive pulley system		Yes <input checked="" type="checkbox"/> No <input type="checkbox"/>
		Page # <u>1</u>
2 – Position adjustable lower skid plates		Yes <input checked="" type="checkbox"/> No <input type="checkbox"/>
		Page # <u>1</u>
3 – Position adjustable push bar		Yes <input checked="" type="checkbox"/> No <input type="checkbox"/>
		Page # <u>1</u>

INVITATION TO BID

HEAVY EQUIPMENT

NOTICE OF BID OPENING

NOTICE IS HEREBY GIVEN that the Association of County Commissions of Alabama, which administers the Alabama County Joint Bid Program on behalf of Alabama's county governing bodies, shall receive and open bids for the purchase of zero (0) or more items of heavy road equipment at its office located at 2 North Jackson Street, Montgomery, Alabama, at **10:00 a.m. on Friday, October 22, 2021**. Bid specifications are available at <http://www.alabamacounties.org/heavy-equipment/> for each of the following items:

Asphalt Milling Attachments	125 HP Heavy Duty Hydrostatic Bulldozer – Option A
Light Duty Backhoe	125 HP Heavy Duty Hydrostatic Bulldozer – Option B
Medium Duty Backhoe	Mulching Dozer
Heavy Duty Backhoe Option A	3 CY Wheel Loader Option A
Heavy Duty Backhoe Option C	3 CY Wheel Loader Option B
85 PTO Tractor Option A	3 CY Wheel Loader Option C
85 PTO Tractor Option B	3.65 CY Wheel Loader Option A
95 PTO Tractor Option A	3.65 CY Wheel Loader Option B
95 PTO Tractor Option B	Heavy Duty Dump Chassis – Option A
Track Mount Excavator Option A-1	Heavy Duty Dump Chassis – Option C
Track Mount Excavator Option A-2	Heavy Duty Dump Chassis – Option D
Track Mount Excavator Option A-3	Heavy Duty Dump Chassis – Option F
Track Mount Excavator Option B-1	Lowboy Tractor Option – A
Track Mount Excavator Option B-2	Lowboy Tractor Option – B
Track Mount Excavator Option B-3	Lowboy Tractor Option – E
Track Mount Excavator Option C-1	Skid Steer Loader w/no attachments
Track Mount Excavator Option C-2	Skid Steer Attachments
Compact Track Mount Excavator Option D-1	Ride-on Industrial Boom Mower
Compact Track Mount Excavator Option D-2	Asphalt Distributor Truck
Compact Track Mount Excavator Option D-3	Chip Spreader
Mini Track Excavator Option E-1	Rubber Tire Roller
19 Ton Wheeled Excavator	7.5 Ton Single Drum Vibratory Roller
21 Ton Wheeled Excavator	One-man Pothole Patcher Option A
2WD Highway Speed Truck Excavator	One-man Pothole Patcher Option B
4WD Highway Speed Truck Excavator	Trailer Mounted Patcher – Diesel
Light Duty Motor Grader – Option A	Trailer Mounted Patcher – Air Compressor/Tools
Light Duty Motor Grader – Option B	Trailer Mount Mastic Patcher/Crack Sealer
Heavy Duty Motor Grader – Option A	Asphalt Storage Tanks
Heavy Duty Motor Grader – Option B	Half Round End Dump Trailer
Medium Duty Motor Grader – Option A	Lowboy Trailers – 35 Ton/55 Ton
Medium Duty Motor Grader – Option B	Tag Trailer – 20 Ton
Medium Duty Motor Grader – AWD	Road Wideners and Attachments
100 HP Heavy Duty Hydrostatic Bulldozer – Option B	16' Steel Dump Bodies Options B, D, E, F (Automatic and Manual)
100 HP Heavy Duty Hydrostatic Bulldozer – Option C	
100 HP Heavy Duty Hydrostatic Bulldozer – Option D	

Time is of the essence in submitting bids and only bids received in the Association office by 10:00 a.m. Central Time on Friday, October 22, 2021 will be opened and considered. Bidders and any other interested individuals are invited to attend the bid opening.

THE INVITATION PACKAGE

The invitation package for each item to be bid includes: this invitation to bid, the written bid specifications for the particular item of heavy road equipment, and a Bid Submittal Form to be used in submitting a bid for that particular item. Bidders should verify that they have received all pages of the invitation package. If there are any omissions, the bidder should contact **Kenya Howard** in the Association office by mail, fax, or e-mail (jointbid@alabamacounties.org) to request missing pages. It is the responsibility of the bidder to make this request in sufficient time to prepare and submit the bid in time for the bid opening. Bidders should carefully read and comply with all parts of the invitation package, including all attachments and/or any addendum.

PREPARING AND SUBMITTING BIDS

All bids must be typed or hand written in ink on the attached Bid Submittal Form. **The completed Bid Submittal Form shall be placed in front of and separated from all other documents included in the bid packet, such that it will be the first document viewed upon opening the bid packet.**

Bids submitted in pencil and bids not submitted on the Bid Submittal Form will **not** be considered. All bids shall include a current catalog or model specification document for the equipment model number being offered for consideration. Bids submitted without such documentation will **not** be considered. Only information contained on the attached Bid Submittal Form and in the model specification document will be considered in evaluating bids.

Each separate requirement in the bid specification includes a block for indicating whether or not the item bid meets the specification. The bidder shall indicate compliance with each requirement by checking "Yes" or "No" in the block to the right of each bid specification. In addition, the bidder shall indicate the page number in the supplied manufacturer's equipment literature on which compliance with the specification can be verified. Failure to complete this portion of the bid form may result in the subject bid not being considered.

Each bid for one of the heavy equipment items included in the bid package must be submitted on the Bid Submittal Form for that item and forwarded in a separate envelope with the bid item and item number clearly identified on the outside of the envelope. Envelopes containing a "no bid" shall also include the words "NO BID" on the outside of the envelope. Facsimiles and e-mails will not be accepted. Bids submitted by "Express/Overnight" services must be in a separate inner envelope or package sealed and identified as stated above. All bids must be received in the Association office prior to the bid opening. Bids received after the deadline will be returned unopened.

The County Joint Bid Program reserves the right to require a performance bond from successful bidders as permitted under Alabama law. However, **no bid bond is required for this bid offering.**

All bids should be mailed or hand-delivered to:

Attn: Joint Bid Program
Association of County Commissions of Alabama
2 North Jackson Street Montgomery, Alabama 36104 (Physical Address)
P.O. Box 5040, Montgomery, Alabama 36103 (Mailing Address)

BID SPECIFICATIONS

Please note that each piece of heavy equipment available for bid may include several different sizes and categories of machines. You should read each set of specifications very carefully as the differences vary depending upon the piece and size of equipment.

The award will be based on the total cost of the **Standard Machine** bid by the lowest responsible bidder. Each Bid shall include a **Manufacturer's Suggested Retail Price Sheet (MSRP)** for each machine bid. The percent difference between the Manufacturer's Suggested Retail Price (MSRP) for the standard machine as specified by these bid specifications and the actual price bid by the vendor will be calculated and that percentage discount shall be applied to any options an individual county may choose to add to the machine.

Once the bids have been awarded, any county participant purchasing under this program may, at its discretion, add any of the vendor's available options at the same discount off the Manufacturer's Suggested Retail Price Sheet as was applied to the Standard Machine Price Bid.

Any use of specific names and/or model numbers in the attached specifications is not intended to restrict the bidder or any seller or manufacturer, but is included solely for the purpose of indicating the type, size, and quality of materials, product services, or equipment considered best adapted to the use of the counties participating in the joint bid program.

ACQUISITION AND FINANCING OPTIONS

The awarded Vendor will provide the equipment, including any options required by the purchaser, at the awarded price as contracted through the Joint Bid Program. The purchaser may secure its own financing to acquire the equipment or execute any financial options available under Alabama law with the awarded Vendor in order to acquire the equipment.

BIDDER QUALIFICATIONS

All bidders and all program participants must be in compliance with any applicable federal, state, county and municipal laws, regulations, resolutions and ordinances, including but not limited to, licensing, permitting, and taxation requirements. All bidders should be prepared to submit evidence or documentation as proof that they are properly licensed and permitted under any applicable laws upon request. Such evidence or documentation may be submitted with the bid. Additionally, all bidders shall provide proof that they are in compliance with the e-verify requirements of Alabama's Immigration Law (Ala. Code § 31-13-1 et seq., as amended by Act No. 2012-491).

BID AWARD

The Houston County Commission will serve as the awarding authority for all bids and will award all contracts at a regular meeting of the Houston County Commission. Any and all bids submitted in compliance with this invitation to bid shall be considered, and award will be made to the lowest responsible bidder meeting bid specifications as determined by the awarding authority in compliance with Alabama law. All bids will be reviewed and evaluated by a committee created for that purpose, which committee will make comments and recommendations to the awarding authority regarding the award. All factors contained in each invitation package will be evaluated in determining the successful bidder, and any omissions of the stated requirements may be cause for rejection of the bid submitted. The awarding authority reserves the

right to reject any and all bids, to waive any informality in bids, and to accept in whole or in part such bid or bids solely at its discretion.

The contract period will be one year with an option to renew for a second and third year under identical price, terms, and conditions upon the mutual consent of the vendor and the awarding authority. Any renewal contract shall be approved in writing by the vendor and the awarding authority no later than 90 days prior to the expiration of the existing contract.

CONTACT REGARDING BIDS AND INVITATION

Contact initiated by a potential bidder with any county official, county employee, or member of the Association staff shall only be as specifically set out in this Invitation to Bid. Any questions related to the bid or the County Joint Bid Program shall be directed to Association staff in writing under the procedures set out in this Invitation to Bid. Additionally, a bidder may contact the Association in writing to request an appointment to review bid specifications following the bid opening. **However, there shall be no communication with any county official or county employee regarding this bid between the date of this invitation and the date of bid award.** Any contact other than as set out here shall be deemed as an attempt to unduly influence the bid award, and shall be grounds for rejection of the bid submitted by the bidder initiating such other contact.

Any questions or problems related to downloading or obtaining copies of this Invitation to Bid should be directed to **Kenya Howard** at jointbid@alabamacounties.org or **334-263-7594**.

Any other questions or requests for additional information regarding this invitation or the bid specifications shall be submitted **in writing** no later than five (5) days prior to bid opening to:

ATTN: Patrick McDougald
Association of County Commissions of Alabama
P.O. Box 5040
Montgomery, Alabama 36103

E-mail: barbeng@bellsouth.net



101 Gateway Dr | Rice, MN 56367
800.648.2408 | attachments@virnigmfg.com

SELL TO

COWIN EQUIPMENT - MOBILE
PO Box 29
Mobile, AL 36601
(251)633-4020 Fax: (251)633-9157

SHIP TO

COWIN EQUIPMENT - MOBILE
35 Schillinger Rd N
Mobile, AL 36601
(251)633-4020 Fax: (251)633-9157

ATTN:

ATTN:

Quote No.	Date	Expiration (see note below)	PO Number
0024149	9/14/2021	15 DAYS	
Ship Via	Sales Rep	Terms	Northpoint Approval
BEST WAY	Jim Myers	NET 30	

Line	Qty	Part Number	Description	MSRP (\$)
001	1	VAB84VGCHA14PND	CONFIGURED VAB	10,515.00
		VAB84	84" ANGLE BROOM	
		VAB-HA	OPTIONAL HYDRAULIC ANGLE	
		ELC14	FOR ANGLE BROOM	
			14 PIN ELECTRIC CONTROL	
			Brand/Model: Takeuchi TL12	
800	1	FREIGHT		

Notes

Quote expires after number of days noted above or on December 31st of the quoted year. Whichever happens first.
Payments made via credit card or debit card will be subject to a 2% convenience fee.



PO Box 519
Brownsburg, IN 46112
Office: (317) 858-7050
Mobile: (317) 408-0975
sales@roadhoginc.com

QUOTATION

Date: October 15, 2021
Expires: December 14, 2021
Ship by: 6 - 7 Weeks ARO
Attention: John Edwards
Sales Person: Adam Thielbar

Ship To Address:

Cowin Equipment

Invoice To Address:

Corporate

Customer: Alabama ACCA

Host Vehicle: _____

Product Code:	Product Description:	Quantity:	MSRP	
<i>BASE MACHINE - PLEASE SELECT ONE FOR CP & PR, SELECT TWO OR MORE FOR RS:</i>				
CP40G5	40" Cold Planer 0-6" cutting depth	1	\$	33,840.00
		0	\$	-
		0	\$	-
<i>PLUMBING OPTIONS FROM PRICE PAGES - SELECT ONE:</i>				
3 Line (up to 3,500psi)	3 Line, 1 Circuit (up to 3,500 psi)	1		in base
<i>CONTROL HARNESS OPTIONS FROM PRICE PAGES - SELECT ONE:</i>				
106-3336 A, S & T	Bobcat A, S & T (3- Line / 1-Circuits)	1	\$	1,280.00
		0	\$	-
<i>QUICK COUPLER OPTIONS FROM PRICE PAGES - OPTIONAL:</i>				
QDSET007 - Bobcat	Bobcat A, S & T - 3 Couplers	1	\$	470.00
			\$	-
<i>WATER SYSTEM OPTIONS FROM PRICE PAGES - OPTIONAL - SELECT ONE:</i>				
		0	\$	-
		0	\$	-
<i>OPTIONS - SELECT ALL THAT APPLY:</i>				
		0		\$
		0	\$	-
		0	\$	-
		0	\$	-
		0	\$	-
		0	\$	-
		0	\$	-
		0	\$	-
List Price (PER SINGLE UNIT) Total, FOB Brownsburg, IN -			\$	35,590.00
				Freight- 1,250.00
MSRP Total -				\$ 36,840.00

Authorized Signature and Date

Purchase Order Number

VIBRATORY ROLLER



VIBRATORY ROLLER



- Protected & isolated hydraulic drive
- High production smooth & padded rollers available
- Steel drum has adjustable steel scraper blade between the frame and drum ensuring smooth and uniform compaction



IMPORTANT: Flow range 14 to 22 GPM and max pressure of 3,000 PSI

Specifications

Model #	Overall Width	Drum Width	Overall Height	Overall Length	Drum Diameter	Operating Weight (lbs)	Dynamic Force (lbs)	Vibrating Speed (vpm)	Vibrating Weight (lbs)	Drum Oscillation/ Tile	Hydraulic Motor Flow (gpm)
Smooth Drum											
105061	61"	48"	31"	39"	24"	1680	5750	2600	935	15°	25
105062	72"	66"	31"	39"	24"	2150	7800	2600	1190	15°	25
105063	79"	73"	31"	39"	24"	2300	8550	2600	1290	15°	25
105064	90"	84"	31"	39"	24"	2530	9370	2600	1440	15°	25
Padded Drum											
105065	61"	48"	31"	39"	20"	1630	5750	2600	507	15°	25
105066	72"	66"	31"	39"	24"	2085	7800	2600	935	15°	25
105067	79"	73"	31"	39"	24"	2230	8550	2600	1190	15°	25
105068	90"	84"	31"	39"	24"	2455	9370	2600	1290	15°	25

VIBRATORY ROLLER FOR SKID-STEER LOADERS



PRICE INCLUDES: VIBRATORY ROLLER, 80" HOSES AND .50 BODY FLAT FACE COUPLERS

	ORDER CODE	SHIP WEIGHT (LBS)	LIST PRICE
Smooth Drum			
48" smooth drum	105061	1680	\$9,373
66" smooth drum	105062	2150	\$10,276
73" smooth drum	105063	2300	\$10,714
84" smooth drum	105064	2530	\$11,190
Padded Drum			
48" padded drum	105065	1630	\$9,882
66" padded drum	105066	2085	\$10,975
73" padded drum	105067	2230	\$11,426
84" padded drum	105068	2455	\$12,093




BROOMS

ANGLE BROOM

Available widths 60", 72", 84" & 96"

Direct drive Eaton® motor and exclusive self-centering swing linkage system for optimal sweeping.




Standard with 32" diameter poly/wire wafers; all poly wafers also available.

15-25 GPM
RECOMMENDED FLOW RATE

MANUAL OR HYDRAULIC
ANGLE OPTIONS AVAILABLE

**GREATER THAN
1500 LB**
LOADER OPERATING CAPACITY



Hydraulic Angle



Deflector

Warranty




Virnig Manufacturing, Inc. products are warranted to be free from defects in material and workmanship for one year (12 months) from the end user's date of purchase, or the dealer's date of first rental/demonstration. A sales receipt or first rental receipt may be required for warranty consideration.

This warranty is void on products and components that have been modified or repaired without the prior consent of Virnig Manufacturing, Inc. This includes disassembling motors, bearing adapters, cylinders, etc.

Virnig Manufacturing, Inc. does not warrant damage to the machine, surrounding environment, abuse, misuse, failure to maintain, accidents, negligence, or use of the attachment on machines beyond published Virnig Manufacturing ratings.

Claims are limited to replacement parts and agreed labor amount prior to repair. This warranty does not cover service mileage, downtime, rental fees, or replacement of the attachment.

BROOMS



1. SWING LINKAGE SYSTEM SELF-CENTERS BROOM WHEN ANGLED


2. RECESSED & GUARDED MOTOR

3. OVERSIZED 2" GREASEABLE BEARING

4. REPLACE WAFERS EASILY WITHOUT DISCONNECTING HOSES. STANDARD WITH POLY/WIRE WAFERS.

5. STANDS FLIP DOWN TO PROTECT BRISTLES DURING STORAGE

MODEL	VAB60	VAB72	VAB84	VAB96
Sweeping Width, Straight (Inches)	60.0	72.0	84.0	96.0
Sweeping Width, Full Angle (Inches)	53.5	64.2	74.8	85.5
Sweeping Width, Full Angle, Center Line to Edge (Inches)	25.2 / 28.3	30.2 / 34.0	35.2 / 39.6	40.3 / 45.2
Overall Width (Inches)	69.1	81.1	93.1	105.1
Overall Width, Full Angle (Inches)	73.4	83.9	94.3	105.4
Overall Height/Depth, Straight (Inches)	34.0 / 74.0			
Broom Angle (Degrees)	27			
Number of 32 Inch Diameter Wafers	29	35	41	47
Recommended Flow Rate (GPM)	15-25 Standard Flow Only			
Approximate Weight (Pounds)	970	1035	1095	1160
Recommended Loader Capacity	Greater than 1500 pounds			



Cold Planers

For Skidsteers and Compact Track Loaders

18, 24", 30", 40" and 48" cutting width; 0-8" cutting depth

1.5" drum wall for added weight, 5 inch tooth clearance provides less drag

Independent control of left and right replaceable depth skis

Electro-hydraulic tilt, depth and sideshift of cutting drum position

Sauer 2.68 cu. in. M44 piston motor / 24:1 Fairfield 7HBX planetary drive



Applications:

Milling asphalt prior to overlay

Cutting utility trenches

Base material reclamation

Pothole and shoulder repair

Restoring drainage elevation against curb lines

Small stabilization jobs

Model	Min GPM / PSI	Cutting Width	Cutting Depth	# Cutting Teeth	Tilt	Sideshift	Weight
CP18G5HD	30/3,000	18 inches	0-8 inches	46	+/- 15 deg.	26 inches	1,990
CP24G5HD	30/ 3,000	24 inches	0-8 inches	56	+/- 13 deg.	26 inches	2,225
CP30G5HD	32/3,250	30 inches	0-8 inches	66	+/- 10 deg.	26 inches	2,770
CP40G5HD	32/ 3,250	40 inches	0-8 inches	76	+/- 8 deg.	26 inches	2,910
CP48G5HD	35/ 3,250	48 inches	0-8 inches	106	+/- 6 deg.	26 inches	3,205

RoadHog, Inc. • 877-640-9975 • www.roadhoginc.com • sales@roadhog-inc.com

Specifications and designs are subject to change without notice. Machines may be shown with optional equipment.


Rev 12/20




Hood allows superior tooth access

Features and Benefits of the G5HD Series

- Independent left & right depth skis for precise cuts
- 8" cutting depth allows for deeper repairs & utility cuts
- 3/4" chassis plate for added weight and less vibration
- 3/4" depth ski plate for superior stability
- 5" tooth clearance reduces drag, enhancing production
- 1.5" drum wall adds weight over the center of the cut
- Front debris guard reduces material discharge
- 21% higher weight vs the standard G5 Series



3/4 inch chassis and depth ski plates



5 inch tooth clearance



1.5 inch cutting drum with hardfacing



Front debris guard

MULCHERS, SERIES II



- 36", 42" and 72" cutting widths available
 - 36" and 42" excavators only
 - 60" Skid-steer only and excavator only
 - 72" Skid-steer only
- Shreds up to 12" diameter hardwood trees
- Patent Pending Tree Stabilization Guide (MM36, MM421, MM422 models only)
- Reversible carbide teeth and claw teeth can easily be interchanged without the need of rebalancing the rotor
- Synchronous belt drive system eliminates belt and belt drive sprocket slippage
- Heavy duty bent axis variable displacement piston motor

Specifications

Model	Prime Mover	Weight*	Overall Width	Overall Height	Overall Length	Cutting Width	Height w/o Push Over Bar	Length w/o Push Over Bar	Operating Pressure	Hydraulic Flow (GPM)	Rec. Hydraulic HP	Number of Teeth
MM36E	Excavator	1580 lbs	48.5"	24.75"	33.03"	36"	-	-	3500-5000	28-41	40-65	26
MM36E	Excavator	1600 lbs	48.5"	24.75"	33.03"	36"	-	-	3500-5000	42-60	65-90	26
MM421E	Excavator	2505 lbs	58"	31.3"	34.3"	42"	-	-	4500-5800	29-39	55-95	30
MM422E	Excavator	2920, 2925	58.6"	33"	34.9"	42"	-	-	4500-5800	40-52	75-115	30
MM60S	Skid Steer	2530 lbs	73"	60.42"	49.5"	60"	32.63"	36.71"	3000-4000	30-45	60-95	44
MM60E	Excavator	2710 lbs	73"	-	-	60"	42.30"	36.71"	3000-5800	30-60	60-95	44
MM60C	Comb.**	2980 lbs	73"	68.87"	53.33"	60"	42.30"	36.71"	3000-5800	30-60	60-95	44
MM60H	Forestry	2550 lbs	73"	60.42"	49.5"	60"	32.63"	36.71"	4500-5800	35-45	90-130	44
MM601E	Excavator	-	75.5"	31.3"	34.3"	60"	-	-	4500-5800	32-44	60-100	44
MM72S	Skid-Steer	2860 lbs	85"	60.42"	49.5"	72"	32.63"	36.71"	3500-5000	30-45	75-95	54
MM72H	Forestry	2880 lbs	85"	60.42"	49.5"	72"	32.63"	36.71"	4500-5800	30-45	90-130	54

* Does not include weight of excavator mount for excavator models

** Comb.: Excavator and Skid Steer



Note: We highly recommend the purchase of guarding to protect operator and machine from flying debris in harsh forestry and land clearing environments. Please refer to the SSL Forestry Guarding section on page 233 for more information. For Skid-Steer loaders only.



MULCHERS FOR SKID-STEER LOADERS



TO ORDER: Choose Mulcher Assembly, Hose Kit, and Tooth Set. Universal SSL Mount included unless otherwise specified.

MULCHER ASSEMBLY	ORDER CODE	SHIP WEIGHT (LBS)	LIST PRICE
60" cutting width (3 line)			
MM60S Series II Mulcher	115622	2605	\$29,689
MM60C Series II Mulcher (requires combination mount from Excavator Mounts section)	115625	3005	\$30,223
MM60S Series II Mulcher Complete	124171	2700	\$33,202
60" cutting width (5 line)			
MM60S Series II Mulcher	115623	2605	\$29,155
MM60H Series II Mulcher	115626	2625	\$28,301

MULCHERS CONTINUED NEXT PAGE

Limited Warranty

All new products are warranted to be free from defects in material and/or workmanship for one (1) year. Under no circumstances will it cover any merchandise or components thereof, which, in the opinion of the company, have been subject to misuse, unauthorized modifications, alterations, accidents, or if repairs have been made with parts other than those obtainable through Paladin Light Attachment Tools.

Warranty period will begin on the date of invoice, or 6 months after invoice date if no product registration is received. In the event of a defect within the warranty period (excluding: Cable, ground engaging parts such as sprockets, digging chain, bearings, teeth, tamping and demolition heads, blade cutting edges, pilot bits, auger teeth, auger heads, and broom brushes) and after examination, it is determined failure was due to defective material and/or workmanship, part(s) will be repaired or replaced. PLC may request defective part(s) be returned to them for inspection at their place or business or sent to a specified locations.

Any claims under this warranty must be made within thirty (30) days from date of repair, and all repairs must be made within 30 days from date of failure. All claims not made in writing and received within these time periods specified above shall be denied.

LIMITATIONS ON RESPONSIBILITY

THIS WARRANTY IS IN LIEU OF ALL OTHER WARRANTIES, EXPRESSED OR IMPLIED, AND THERE ARE NO WARRANTIES OF MERCHANTABILITY OR OF FITNESS FOR A PARTICULAR PURPOSE. IN NO EVENT SHALL PALADIN LIGHT ATTACHMENT TOOLS BE LIABLE FOR CONSEQUENTIAL OR SPECIAL DAMAGE.

PALADIN LIGHT ATTACHMENT TOOLS LIABILITY FOR ANY AND ALL LOSSES AND DAMAGES TO BUYER, RESULTING FROM ANY CAUSE WHATSOEVER, INCLUDING NEGLIGENCE, IRRESPECTIVE OF WHETHER SUCH DEFECTS ARE DISCOVERABLE OR LATENT, SHALL IN NO EVENT EXCEED THE PURCHASE PRICE OF THE PARTICULAR PRODUCTS WITH RESPECT TO WHICH LOSSES OR DAMAGES ARE CLAIMED, OR, AT THE ELECTION OF PALADIN LIGHT ATTACHMENT TOOLS THE REPAIR OR REPLACEMENT OF DEFECTIVE OR DAMAGED PRODUCTS.

Warranty Procedures

Upon notification of a problem/failure on a component, please advise the Customer Service Department as to the following:

- Serial number of the attachment
- Description of specific component failure
- Number of hours on Prime Mover
- Comments pertaining to failure from end user

If repair will require parts, **you must refer to warranty consideration** when ordering parts through the Customer Service Department.

Upon receipt of replacement parts or verbal approval from the Customer Service Department to proceed with warranty resolution, all defective parts must be retained for evaluation by the brand. **Failure to retain defective parts will result in cancellation to any warranty consideration.**

If a defective component is deemed necessary to be returned to the brand, a Returned Merchandise Authorization (RMA) number will be issued. All shipping documents should show this number.

If a defective component can be fixed at your location or in the field, please **notify the brand for approved rework authorization**. Send a picture of the defect to the Customer Service Department before proceeding with any other repairs.

Upon completion of the repairs, send all pertinent documentation showing labor hours, material costs, and any other warranty costs as described in the Paladin Attachment Tools Warranty Policy.

Flat rate hours will be quoted by the Customer Service Department for any repair. If problems are encountered that were not addressed originally, the brand must be contacted to obtain authorization for additional labor hours. Each brand cannot be responsible for work performed without prior notification.



(800) 456-7100 • (734) 996-9014 fax
www.paladinattachments.com

*Prices subject to change without notice.
If you wish to be a Dealer contact (800) 456-7100.
All prices are in US dollars*

RoadHog, Inc.

464 Southpoint Circle Brownsburg,
IN 46112 Phone 317-858-7050 Fax
317-858-7053

www.roadhog-inc.com email: warranty@roadhog-inc.com

STATEMENT OF WARRANTY

RoadHog, Inc. warrants its products, when used correctly under normal operating conditions, will be free from defects in materials and workmanship. RoadHog makes no other warranty, expressed or implied. This warranty shall be for a period of **12 months for parts and labor** from the date the product is placed into service, providing RoadHog is supplied with the in service date. The warranty shall not apply to any products that have been altered, changed, or repaired in any manner whatsoever, except by an authorized RoadHog repair facility; nor to any product that has been subject to misuse, negligence or accident. The exclusive and sole remedy for breach of contract shall be limited to repair, modification or replacement at the sole discretion of RoadHog. RoadHog shall not in any event be liable for the cost of any special, direct or indirect consequential damages to anyone. RoadHog reserves the right to make changes or improvements in the design or construction of any part without incurring the obligation to install such changes on any previously delivered units.

ANY OVERNIGHT FREIGHT CHARGES WILL BE PAID BY THE DEALER, RoadHog will pay ground freight.

Warranty will not be allowed for failure due to the following: normal wear and tear, abuse or accident, modification of the original design or equipment, improper training, service or maintenance.

RoadHog warranty does not apply to drive belts or ground engaging parts (drums, teeth, holders or bases) unless the wear is determined by RoadHog to have been caused by an engineering or manufacturing defect.

NOTE: Major components (i.e. engines, ECM's,clutches, gearboxes, pumps, motors and valves) must not be disassembled when a possible warranty situation arises without prior written authorization from RoadHog.

Parts return policy

New and unused parts may be returned up to 12 months after purchase without a restock fee.

Returns within 13 to 18 months after purchase are subject to a 15% restock fee.

An RGA must be obtained from RoadHog before returning any stock.

Parts will be returned prepaid and shall have a packing list and all parts clearly marked, in good condition.

Claim Administration Procedures

1. RoadHog should be contacted immediately regarding a warranty repair.
2. Always have the serial number of the unit available to give to the RoadHog representative.
3. If parts are needed, an RGA will be given at this time.
4. A purchase order number may be requested by RoadHog for any part that is categorized as non-warranty and will be billed at normal dealer net prices.

NOTE: Major components (i.e. engines, gearboxes, pumps, motors and valves) are not to be disassembled when performing possible warranty work without prior authorization of RoadHog personnel.

Unauthorized disassembly of these major components will void any warranty.

5. In the event RoadHog requests that parts be returned for warranty inspection, an RGA must be obtained and the defective parts returned with the RGA number clearly marked on the boxes.
6. Return these parts prepaid via UPS ground to RoadHog for examination.
7. Labor will be credited at 75% of published dealer shop labor rate, unless otherwise negotiated in advance with RoadHog.
8. Mileage will be reimbursed at \$1.00 per mile. Travel time is not reimbursed.
9. All claims must be submitted as soon as possible on a RoadHog claim form, with the internal dealer work order attached.
10. Credit will be issued when warranty has been approved. All credits will be issued in credit memo form.
No cash payments will be made.

Company ID Number: 475502

**E-VERIFY
CORPORATE COMPANY**

**If you have any questions, contact E-Verify at
888-464-4218.**

**INFORMATION REQUIRED
FOR E-VERIFY**

Information relating to your Company:

Company Name: Cowin Equipment Company Inc
Company Facility Address: 2238 Pinson Valley Parkway
Birmingham, AL 35217
County or Parish: JEFFERSON

Information relating to the Corporate Administrator(s) for your Company on policy questions or operational problems:

Name:	George Tickle	Fax Number:	(205) 841 - 2639
Telephone Number:	(205) 488 - 3950		
E-mail Address:	gtickle@cowin.com		
Name:	Tracy Womack	Fax Number:	(205) 488 - 3164
Telephone Number:	(205) 488 - 3959		
E-mail Address:	twomack@cowin.com		



Company ID Number: 505216

THE E-VERIFY PROGRAM FOR EMPLOYMENT VERIFICATION
MEMORANDUM OF UNDERSTANDING

ARTICLE I

PURPOSE AND AUTHORITY

This Memorandum of Understanding (MOU) sets forth the points of agreement between the Department of Homeland Security (DHS) and Cowin Equipment Co Inc (Employer) regarding the Employer's participation in the Employment Eligibility Verification Program (E-Verify). This MOU explains certain features of the E-Verify program and enumerates specific responsibilities of DHS, the Social Security Administration (SSA), and the Employer. E-Verify is a program that electronically confirms an employee's eligibility to work in the United States after completion of the Employment Eligibility Verification Form (Form I-9). For covered government contractors, E-Verify is used to verify the employment eligibility of all newly hired employees and all existing employees assigned to Federal contracts or to verify the entire workforce if the contractor so chooses.

Authority for the E-Verify program is found in Title IV, Subtitle A, of the Illegal Immigration Reform and Immigrant Responsibility Act of 1996 (IIRIRA), Pub. L. 104-208, 110 Stat. 3009, as amended (8 U.S.C. § 1324a note). Authority for use of the E-Verify program by Federal contractors and subcontractors covered by the terms of Subpart 22.18, "Employment Eligibility Verification", of the Federal Acquisition Regulation (FAR) (hereinafter referred to in this MOU as a "Federal contractor with the FAR E-Verify clause") to verify the employment eligibility of certain employees working on Federal contracts is also found in Subpart 22.18 and in Executive Order 12989, as amended.

ARTICLE II

FUNCTIONS TO BE PERFORMED

A. RESPONSIBILITIES OF SSA

1. SSA agrees to provide the Employer with available information that allows the Employer to confirm the accuracy of Social Security Numbers provided by all employees verified under this MOU and the employment authorization of U.S. citizens.
2. SSA agrees to provide to the Employer appropriate assistance with operational problems that may arise during the Employer's participation in the E-Verify program. SSA agrees to provide the Employer with names, titles, addresses, and telephone numbers of SSA representatives to be contacted during the E-Verify process.
3. SSA agrees to safeguard the information provided by the Employer through the E-Verify program procedures, and to limit access to such information, as is appropriate by law, to individuals responsible for the verification of Social Security Numbers and for evaluation of the E-Verify program or such other persons or entities who may be authorized by SSA as governed



Company ID Number: 505216

To be accepted as a participant in E-Verify, you should only sign the Employer's Section of the signature page. If you have any questions, contact E-Verify at 888-464-4218.

Employer Cowin Equipment Co Inc	
Tracy Womack	
Name (Please Type or Print)	Title
Electronically Signed	02/15/2012
Signature	Date
Department of Homeland Security – Verification Division	
USCIS Verification Division	
Name (Please Type or Print)	Title
Electronically Signed	02/15/2012
Signature	Date

Information Required for the E-Verify Program

Information relating to your Company:

Company Name:	Cowin Equipment Co Inc
Company Facility Address:	2238 Pinson Valley Parkway
	Birmingham, AL 35217
Company Alternate Address:	PO Box 10624
	Birmingham, AL 35202
County or Parish:	JEFFERSON
Employer Identification Number:	630141942