

LEE COUNTY EMA



IPAWS MUTUAL AID AGREEMENTS

IPAWS

Integrated Public Alert & Warning System

- Comprised of 3 components
 - WEA (Wireless Emergency Alert)
 - EAS (Emergency Alert System)
 - NOAA (Weather)

WEA (Wireless Emergency Alert) - Define

- Wireless Emergency Alerts (WEAs) are short emergency messages from authorized federal, state, local, tribal and territorial public alerting authorities that can be broadcast from cell towers to any WEA-enabled mobile device in a locally targeted area. Wireless providers primarily use cell broadcast technology for WEA message delivery. WEA is a partnership among FEMA, the Federal Communications Commission (FCC) and wireless providers to enhance public safety.

WEA (Wireless Emergency Alert) - Types

- **Presidential Alerts** are a special class of alerts only sent during a national emergency.
- **Imminent Threat Alerts** include natural or human-made disasters, extreme weather, active shooters, and other threatening emergencies that are current or emerging.
- **Public Safety Alerts** contain information about a threat that may not be imminent or after an imminent threat has occurred. Public safety alerts are less severe than imminent threat alerts.
- **America's Missing: Broadcast Emergency Response (AMBER) Alerts** are urgent bulletins issued in child-abduction cases. Rapid and effective public alerts often play a crucial role in returning a missing child safely. An AMBER Alert instantly enables the entire community to assist in the search for and safe recovery of the child.

EAS (Emergency Alert System) - Define

- The Emergency Alert System (EAS) is a national public warning system that requires radio and TV broadcasters, cable TV, wireless cable systems, satellite and wireline operators to provide the President with capability to address the American people within 10 minutes during a national emergency.
- Broadcast, cable, and satellite operators are the stewards of this important public service in close partnership with state, local, tribal, and territorial authorities.

EAS vs. WEA

EAS

- Broad Audience
- Television Sets/Cable
- Radio Stations (AM/FM Only)
- EAS Monitor Devices

WEA

- Cell Phones
- Specific Audiences
- Geo-Fence location
- Set timing / Expiration

WEA/EAS PUSH – REAL WORLD LESSON

Message #1

Message Content	
Urgency:	Immediate
Severity:	Severe
Certainty:	Observed
Status:	Actual
Category:	Safety
Response Type:	Shelter
Event Code:	Local Area Emergency
WEA (CMAM) 90-character Text:	AUBURN PUBLIC SAFETY POLICE ACTIVITY AREA OF TOWN CREEK PARK, STAY INDOORS AND AWAY
WEA (CMAM) 360-character Text:	AUBURN PUBLIC SAFETY ALERT POLICE ACTIVITY AREA OF TOWN CREEK PARK, STAY INDOORS AND AWAY FROM AREA.

WEA/EAS PUSH – REAL WORLD LESSON

Message #1

Event:	Armed subject in area.
Description:	Police activity in area. Armed subject at large in area. Stay indoors and notify police if suspicious activity is observed.
Audio mode	No Audio Resource
Instruction:	Police activity in area. Stay indoors and away from area. Call 911 if suspicious activity is observed.
Contact:	Auburn Police Division 334-501-3100
Effective:	Jun 06, 2021 - 09:50:00 PM
Onset:	Jun 06, 2021 - 09:50:00 PM
Expiration:	Jun 06, 2021 - 10:59:29 PM

WEA/EAS PUSH – REAL WORLD LESSON

Message #1



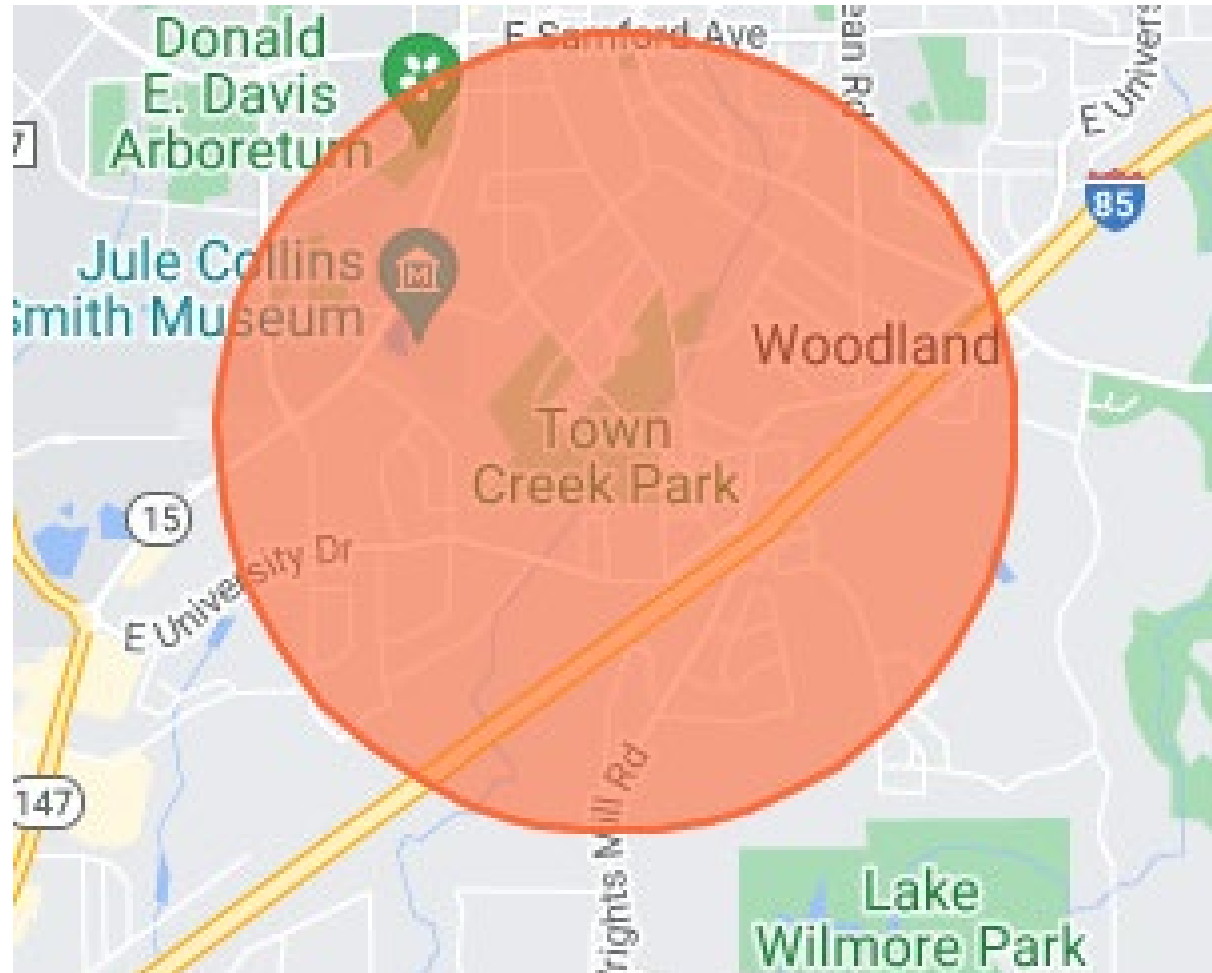
WEA/EAS PUSH – REAL WORLD LESSON

Message #2 – Follow up

WEA (CMAM) 90-character Text:	AUBURN POLICE SEARCHING NEAR TOWN CREEK PARK FOR ARMED SUBJECT
WEA (CMAM) 360-character Text:	AUBURN POLICE SEARCHING NEAR TOWN CREEK PARK FOR ARMED SUBJECT. SUBJECT IS BLACK MALE, LATE TEENS TO EARLY TWENTIES, 5'10" SKINNY, DARK GREEN JOGGER PANTS, BLACK JACKET WITH STRIPES ON SLEEVES AND A KNITTED HAT; SUBJECT ARMED WITH A HANDGUN. STAY INDOORS AND AWAY FROM AREA.
Event:	POLICE ACTIVITY TOWN CREEK PARK
Description:	AUBURN POLICE SEARCHING NEAR TOWN CREEK PARK FOR ARMED SUBJECT. SUBJECT IS BLACK MALE, LATE TEENS TO EARLY TWENTIES, 5'10" SKINNY, DARK GREEN JOGGER PANTS, BLACK JACKET WITH STRIPES ON SLEEVES AND A KNITTED HAT; SUBJECT ARMED WITH A HANDGUN. STAY INDOORS AND AWAY FROM AREA.
Audio mode	No Audio Resource
Instruction:	STAY INDOORS AND AWAY FROM AREA. CALL AUBURN POLICE AT 334-501-3100 OR 911 IF SUSPICIOUS ACTIVITY IS OBSERVED.
Effective:	Jun 06, 2021 - 11:15:00 PM
Onset:	Jun 06, 2021 - 11:15:00 PM
Expiration:	Jun 07, 2021 - 12:19:36 AM

WEA/EAS PUSH – REAL WORLD LESSON

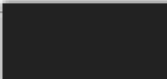
Message #2 – Follow up



WEA/EAS PUSH – REAL WORLD LESSON

Message #3 – ALL CLEAR

WEA (CMAM) 90-character Text:	AUBURN POLICE- ALL CLEAR, NO CURRENT PUBLIC THREAT, SUBJECT IN CUSTODY
WEA (CMAM) 360-character Text:	AUBURN POLICE- ALL CLEAR, NO CURRENT PUBLIC THREAT, SUBJECT IN CUSTODY. POLICE SCENE WILL REMAIN ACTIVE, AVOID THE AREA.
Event:	POLICE INVESTIGATION TOWN CREEK PARK
Description:	AUBURN POLICE- ALL CLEAR, NO CURRENT PUBLIC THREAT, SUBJECT IN CUSTODY. POLICE SCENE WILL REMAIN ACTIVE, AVOID THE AREA.
Audio mode	No Audio Resource
Effective:	Jun 07, 2021 - 12:04:00 AM
Onset:	Jun 07, 2021 - 12:04:00 AM
Expiration:	Jun 07, 2021 - 12:17:54 AM



WEA/EAS PUSH – REAL WORLD LESSON

Town Creek Lessons



Focus on using WEA Messages verses EAS for specific locations needed warning/notification. EAS is too broad of notification.



Set expiration times and have a plan for new messages before the current message expires



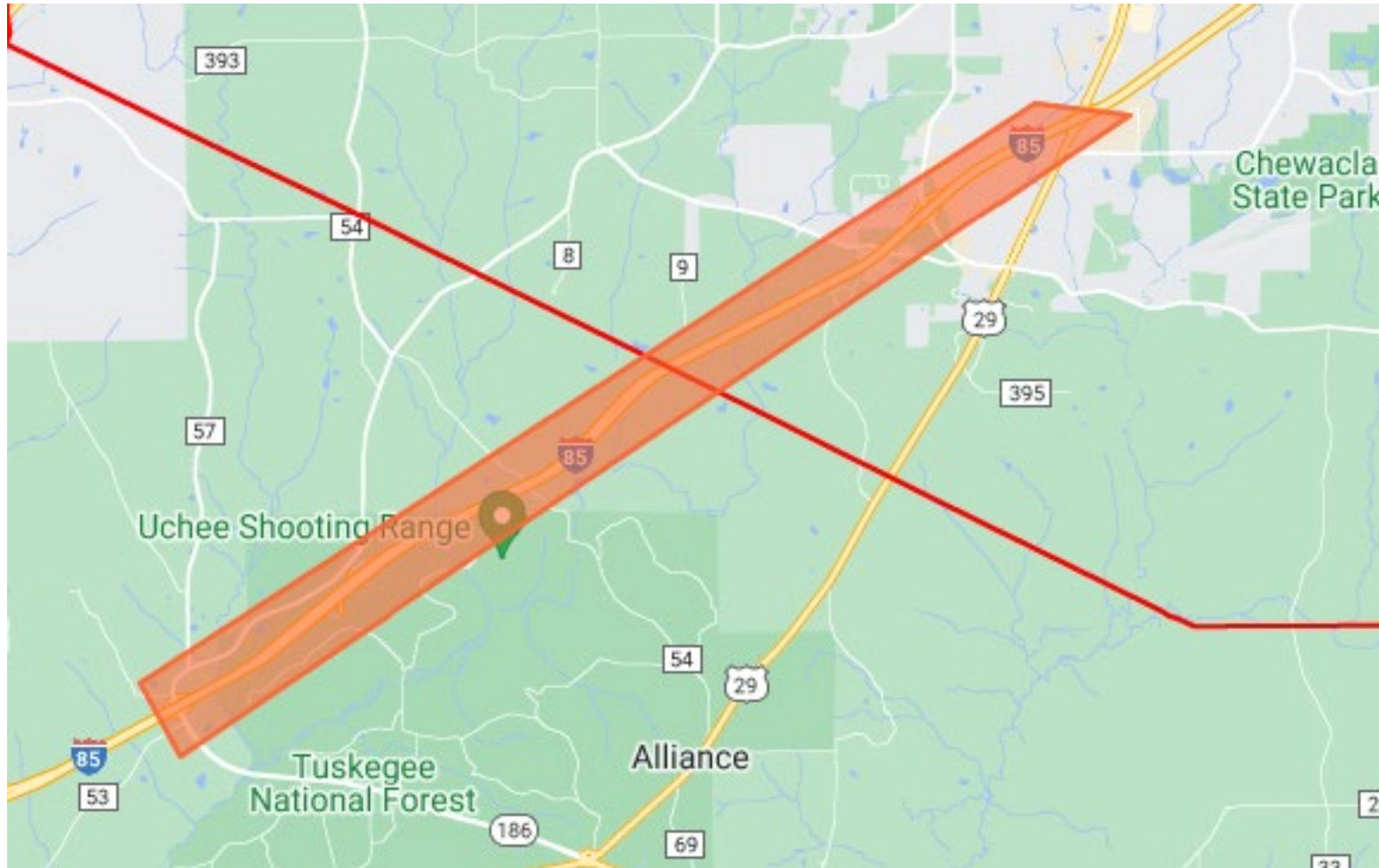
Communicate with tactical operators to let them know to turn off cell phones or silence WEA alerts before pushing alert

IPAWS MUTUAL AID

- Initial alerting authority is established for your specific county only.
- Creating an IPAWS message over your county line WILL NOT send.
- A polygon extending over your county line into another county can only be sent with an official MOU in place that is approved by AEMA & the Federal IPAWS office.
- Example: I85 Hazmat Incident

IPAWS MUTUAL AID

Example: I85 Hazmat Incident



ESTABLISHING IPAWS ALERTING

- **STEP 1:** Establishing County-to-County MOUs
- **STEP 2:** Alerting Authority Application (AEMA Approval)
- **STEP 3:** MOU between County & IPAWS Office
- **STEP 4:** Training / Proficiency

NOTE: This is dependent on you having a mass notification system with IPAWS capabilities.

IPAWS – Application Process

Step 1: Finalize MOUs County-to-County

Memorandum of Understanding

Between

The Lee County Emergency Management Agency

and

The Russell County Emergency Management Agency

IPAWS Alerting Authority Jurisdiction

THIS AGREEMENT is entered into this 28th Day of January, 2022 between the Lee County Emergency Management Agency and The Russell County Emergency Management Agency; and,

WHEREAS, IPAWS Alerts are a method for mass notification to the public which can be geo-generated to target a specific area during emergency, disaster or crisis situations; and,

WHEREAS, IPAWS Alerts are deemed necessary when a threat to life, property or situation designated necessary by the Alerting Authority; and,

WHEREAS, this memorandum of understanding gives the authority of issuing alerts and maintaining the alerting software to the Lee County Emergency Management Agency should a request for an alert be needed in the entire Jurisdiction; and,

WHEREAS, The Russell County Emergency Management Agency agrees to give The Lee County Emergency Management Agency full coverage to extend The Lee County Emergency Management Agency Alerting Authority Jurisdiction to include the entirety of Russell County, Alabama; and,

IPAWS – Application Process


Step 1: Finalize MOUs County-to-County

THEREFORE, IT IS AGREED AS FOLLOWS:

1. The Russell County Emergency Management Agency has given permission and authority to the Lee County Emergency Management Agency for extending the Lee County Emergency Management Agency Alerting Authority Jurisdiction to include all of Russell County, AL; and,
2. The Lee County Emergency Management Agency has the authority to issue IPAWS Alerts on behalf of the Russell County Emergency Management Agency upon request for an incident involving only Russell County.

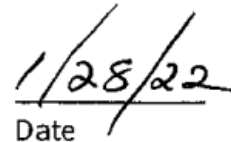
This agreement merges and supersedes all prior negotiations, representations and/or agreements between the parties relating to the subject matter of this agreement and shall remain in effect unless rescinded by either party in writing.

Rita Smith
Director
Lee County Emergency Management Agency



David Martin
Interim Director
Russell County Emergency Management Agency

Date



Date

IPAWS – Application Process

Step 2: Application to AEMA for Alerting Authority

Application for IPAWS Public Alerting Authority

COG Name:

COG ID#:

Geographic Area of Responsibility: [List the names(s) and FIPS Codes(s) for your geographic area of responsibility. *Attach additional pages as needed.*]

Name:

FIPS Code:

IPAWS – Application Process

Step 2: Application to AEMA for Alerting Authority

Event Codes: [Check all that apply for WEA, EAS, and NWS dissemination systems.]

Event Code	Event Description	WEA	EAS	NWS
ADR	Administrative Message	N/A	<input type="checkbox"/>	<input type="checkbox"/>
AVA	Avalanche Watch	N/A	<input type="checkbox"/>	<input type="checkbox"/>
AVW	Avalanche Warning	<input type="checkbox"/>	<input type="checkbox"/>	<input type="checkbox"/>
BLU	Blue Alert	<input type="checkbox"/>	<input type="checkbox"/>	<input type="checkbox"/>
CAE	Child Abduction Emergency	<input type="checkbox"/> *State Only	<input type="checkbox"/>	<input type="checkbox"/>
CDW	Civil Danger Warning	<input type="checkbox"/>	<input type="checkbox"/>	<input type="checkbox"/>
CEM	Civil Emergency Message	<input type="checkbox"/>	<input type="checkbox"/>	<input type="checkbox"/>
DMO	Practice/Demo Warning	<input type="checkbox"/>	<input type="checkbox"/>	<input type="checkbox"/>
EQW	Earthquake Warning	<input type="checkbox"/>	<input type="checkbox"/>	<input type="checkbox"/>
EVI	Evacuation Immediate	<input type="checkbox"/>	<input type="checkbox"/>	<input type="checkbox"/>
FRW	Fire Warning	<input type="checkbox"/>	<input type="checkbox"/>	<input type="checkbox"/>
HMW	Hazardous Materials Warning	<input type="checkbox"/>	<input type="checkbox"/>	<input type="checkbox"/>
LAE	Local Area Emergency	<input type="checkbox"/>	<input type="checkbox"/>	<input type="checkbox"/>
LEW	Law Enforcement Warning	<input type="checkbox"/>	<input type="checkbox"/>	<input type="checkbox"/>
NUW	Nuclear Power Plant Warning	<input type="checkbox"/>	<input type="checkbox"/>	<input type="checkbox"/>
RHW	Radiological Hazard Warning	<input type="checkbox"/>	<input type="checkbox"/>	<input type="checkbox"/>
RMT	Required Monthly Test	<input type="checkbox"/>	<input type="checkbox"/>	N/A
RWT	Required Weekly Test	<input checked="" type="checkbox"/>	<input checked="" type="checkbox"/>	N/A
SPW	Shelter In-place Warning	<input type="checkbox"/>	<input type="checkbox"/>	<input type="checkbox"/>
TOE	911 Telephone Outage Emergency	<input type="checkbox"/>	<input type="checkbox"/>	<input type="checkbox"/>
VOW	Volcano Warning	<input type="checkbox"/>	<input type="checkbox"/>	<input type="checkbox"/>

IPAWS – Application Process

Step 2: Application to AEMA for Alerting Authority

** Attach ALL County-to-County MOUs**

The undersigned has reviewed this application. The public alerting authorities requested by the applicant are consistent with the state Emergency Alert System plan, AMBER Alert System plan, or other operational public warning plans.

For the State of

Agency:

Signature:

Date:

Name:

Title:

Email:

Telephone:

IPAWS – Application Process

Step 3: MOU between County & IPAWS Office

- Establishing an MOU is done from IPAWS Office to the county. The county does not draft any portion of the MOU.
- Call: 1-844-729-7522
- MOU outlines responsibilities, emergency contacts, consequences

IPAWS – Application Process

Step 4: Training & Proficiency

- Ensure that authorized users train weekly and monthly on how to active the IPAWS system with your notification system.
- Send IPAWS Lab Notifications at a minimum once a month.

Questions?

AUSTIN JONES, DEPUTY DIRECTOR

LEE COUNTY EMA

AJONES@LEECO.US

334-748-0049