

BID SUBMITTAL FORM
Alabama County Joint Bid Program
BID ITEM – SKID STEER LOADER ATTACHMENTS

(# 6)

(# 7)

Company Name: THOMPSON TRACTOR COMPANY

Address: P.O. BOX 10367

BIRMINGHAM, AL 35202-0367

Bid Submitted by: JAY SMITH

(Name of company representative)

Title: SALES OPERATIONS MANAGER E-mail address: JAYSMITH@THOMPSONTRACTOR.COM

Phone: (205) 849-4242 Fax: _____

By submitting this bid, we agree:

Initials

The equipment model number identified below meets the bid specs for this bid item

JAS

That the bid price will be honored for all counties for the period from January 1, 2023 to December 31, 2023.

JAS

The equipment will be delivered at the bid price to all counties participating in the joint bid program

JAS

The company representative listed above will be the contact person for purchasing this bid item under the joint bid program

JAS

The bid is accompanied by a current catalog or model specification document for the model number identified below

JAS

The bid is accompanied by a copy of the manufacturer's standard warranty as required in the bid specifications

JAS

The bid includes the e-verify documentation required by Alabama law

JAS

If awarded the bid, a performance bond will be provided upon request

JAS

The bid documents include the **Manufacturer's Suggested Retail Price Sheet (MSRP) for the Standard Machine**

JAS

SKID STEER LOADER ATTACHMENTS

Attachment 5: COLD PLANER

Total Bid Price for Standard Machine: \$ _____
(Total Bid Price for Standard Machine Includes Freight Preparation, Delivery and Standard Warranty Costs) *

Freight Preparation and Delivery: \$ _____
(Included in Standard Machine Bid Price)

Manufacturer's Suggested Retail Price for Standard Machine: \$ _____

Equipment Model #: _____

Description: _____

Signature of company representative submitting bid: _____

Title: _____

Attachment 6: ROAD WIDENER-SINGLE DISCHARGE

Total Bid Price for Standard Machine: \$ 67,064
(Total Bid Price for Standard Machine Includes Freight Preparation, Delivery and Standard Warranty Costs) *

Freight Preparation and Delivery: \$ NO CHARGE
(Included in Standard Machine Bid Price)

Manufacturer's Suggested Retail Price for Standard Machine: \$ 67,064

Equipment Model #: ROADWIDENER FH-R SINGLE DISCHARGE

Description: ROAD WIDENER

Signature of company representative submitting bid: _____

Title: SALES OPERATIONS MANAGER

SKID STEER LOADER ATTACHMENTS

Attachment 7: ROAD WIDENER-DUAL DISCHARGE


Total Bid Price for Standard Machine: \$ 77,920
(Total Bid Price for Standard Machine Includes Freight Preparation, Delivery and Standard Warranty Costs) *

Freight Preparation and Delivery: \$ NO CHARGE
(Included in Standard Machine Bid Price)

Manufacturer's Suggested Retail Price for Standard Machine: \$ 77,920

Equipment Model #: ROADWIDENER FH-RD DUAL DISCHARGE

Description: ROAD WIDENER

Signature of company representative submitting bid: 

Title: SALES OPERATIONS MANAGER

Attachment 8: MULCHER

Total Bid Price for Standard Machine: \$ _____
(Total Bid Price for Standard Machine Includes Freight Preparation, Delivery and Standard Warranty Costs) *

Freight Preparation and Delivery: \$ _____
(Included in Standard Machine Bid Price)

Manufacturer's Suggested Retail Price for Standard Machine: \$ _____

Equipment Model #: _____

Description: _____

Signature of company representative submitting bid: _____

Title: _____

* **NOTE:** Award will be made based on the total cost of the **Standard Machine**. The total cost of the standard machine is to include the freight preparation, delivery and standard warranty cost. Freight preparation, delivery will be excluded from the total bid price of the standard machine in determining the percentage discount for any available options.

SPECIFICATIONS FOR SKID STEER LOADER ATTACHMENTS

GENERAL

These specifications shall be construed as the minimum acceptable standards for attachments compatible with the skid steer loader specifications. Should the manufacturer's current published data or specifications exceed these standards, the manufacturer's standards shall be considered minimum and shall be furnished. All integral parts not specifically mentioned in the scope of these specifications that are necessary to provide complete working unit(s) shall be furnished. Additionally, the attachments offered for bid shall include all standard manufacturers' equipment. The attachments bid must be a new current production model and shall meet all EPA and other applicable standards at the time of manufacture.

The use of specific names or numbers in the specifications is not intended to restrict the bidder or any seller or manufacturer, but is intended solely for the purpose of indicating the type, size, and quality of equipment considered best adapted to the uses of counties participating in this joint bid.

Bidder is not required to bid on every attachment listed in this bid specification. Each attachment will be awarded individually to the lowest responsible bidder for that item.

BID SUBMITTAL FORM

Each bidder must submit his or her bid on the Bid Submittal Form included in the invitation to bid package. All written warranties to be submitted shall be attached to the Bid Submittal Form.

BID PRICE

The price bid for each attachment bid shall include all destination charges, delivery charges, title fees, rebates and all other applicable costs and refunds.

MANUALS

Each attachment shall be provided with one (1) copy of the owner/operator's manual for that attachment.

WARRANTY

Bidders shall submit a copy of the manufacturer's standard warranty along with a complete explanation of the warranty with their bid. All attachments must have (1) year warranty with no hour limit.

Yes No
Page# _____
or
Attachment

ATTACHMENT #6: ROAD WIDENER-SINGLE DISCHARGE

Hydraulic-driven conveyor

Yes No
Page # BROCHURE

10" Head and Tail Pulleys

Yes No
Page # BROCHURE

Right or left side discharge

Yes No
Page # BROCHURE

Hydraulic width/height adjustment

Yes No
Page # BROCHURE

Adjustable shouldering angle

Yes No
Page # BROCHURE

Width 10'2"

Yes No
Page # BROCHURE

Length 7'6"

Yes No
Page # BROCHURE

Height 4'3"

Yes No
Page # BROCHURE

Working Width 1 - 3.5'

Yes No
Page # BROCHURE

Weight (Empty) 2600 lbs.

Yes No
Page # BROCHURE

ATTACHMENT #7: ROAD WIDENER-DUAL DISCHARGE

Hydraulic-driven conveyor

Yes No
Page # BROCHURE

10" Head and Tail Pulleys

Yes No
Page # BROCHURE

Right and left side discharge

Yes No
Page # BROCHURE

Hydraulic width/height adjustment

Yes No
Page # BROCHURE

Adjustable shouldering angle

Yes No
Page # BROCHURE

Width 10'2"

Yes No
Page # BROCHURE

Length 7'6"

Yes No
Page # BROCHURE

Height 4'3"

Yes No
Page # BROCHURE

Working Width 1 – 3.5'

Yes No
Page # BROCHURE

Weight (Empty) 2600 lbs.

Yes No
Page # BROCHURE

ATTACHMENT #8: MULCHING ATTACHMENT

MINIMUM SPECIFICATIONS FOR MULCHING ATTACHMENT

Weight 2,250 lbs.

Yes ___ No ___
Page # _____

Horsepower rating 125

Yes ___ No ___
Page # _____

RPM speed of spindle shaft 1,900

Yes ___ No ___
Page # _____

Cutting width 58"

Yes ___ No ___
Page # _____



LIST PRICING

FH Single Discharge includes Pintle Hitch Push Plate	\$ 63,893
FHR Single Discharge with Remote includes Pintle Hitch Push Plate	\$ 67,064 # 6
FHRD Dual Discharge with Remote includes Pintle Hitch Push Plate	\$ 77,920 # 7
Offset Vibratory Roller Arm and 2', 3' or 4' Drum	\$ 60,925
Option: RW-1005007 2' Vibratory Drum Assembly	\$ 17,200
Option: RW-1005006 3' Vibratory Drum Assembly	\$ 17,200
Option: RW-1005005 4' Vibratory Drum Assembly	\$ 17,200

ROADWIDENER

PATENTED TECHNOLOGY

FH-R MODELS

SINGLE AND DUAL DISCHARGE
WITH REMOTE

SHOULDERING AND SIDE PAVER ATTACHMENT


FH MODELS

SINGLE AND DUAL DISCHARGE

Lays down any and all aggregates

Connects to any machine

*Ideal for Shouldering, Asphalt
Patching, Trench Backfilling, Road
Widening, Curb Backfilling*



1-844-494-3363 | Sales@RoadWidenerLLC.com


www.RoadWidenerLLC.com

"More Flexible. More Portable. More Profitable."


A Must-Have for Efficiency and Productivity

Patented Road Widener attachments are essential for state and municipal highway departments, road and highway contractors, utility contractors, and landscapers seeking greater operating efficiency and productivity in aggregate dispersal. Applications include shoulder rehabilitation, road widening, asphalt patching, trench backfilling, and other aggregate dispersal applications.

Road Widener LLC. manufactures the most flexible and portable road wideners on the market. They offer the best cost/ton ratio when compared to traditional methods of laying aggregate, or large road wideners. Road Widener attachments are applicable for both skid steers and larger machines.



All attachments are equipped with a heat-treated belt, creating a versatile machine that can lay down any material, including hot mixes.



Road Widener attachments are designed to connect via a quick-connect coupler; however, with an adapter we can be added to any machine.




"Mill and fill" has never been easier.

FH and FH-R attachments are available as either a single discharge or a dual discharge. Single discharge attachments are available in either a left or a right discharge.

FH models feature spool valve controls on the machine that control the lay-down width and slope. FH-R models have taken the controls off of the machine and put them in the palm of an operator's hand via a wireless remote control.

All Road Widener attachments are designed to fit on any machine and are capable of laying down any material, making them the most versatile lay-down solution on the market.


With the optional shoe extension kit, you can extend the shoe an additional 1 foot. If a greater extension is required, contact Road Widener.



The optional curb backfilling attachment allows operators to backfill parallel to the curb rather than working against the curb.

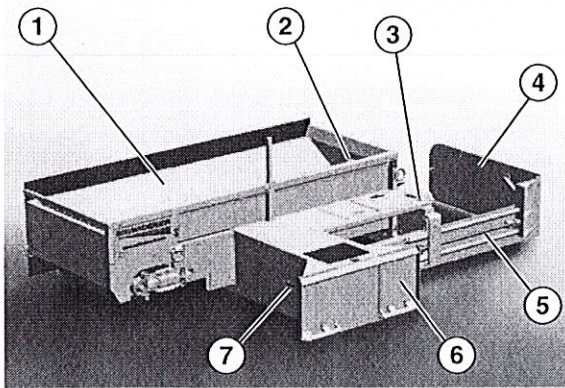


Trench backfilling with the FH Model.




Rollers are adjustable to accommodate various truck axles.

FH-R MODEL - ILLUSTRATION AND EQUIPMENT



Equipment Single Discharge

1. Hopper
2. Discharge Opening
3. LED Light
4. Shoe
5. Adjustable Slope Angle
6. Universal Mounting Pad
7. Remote Storage




Equipment Dual Discharge

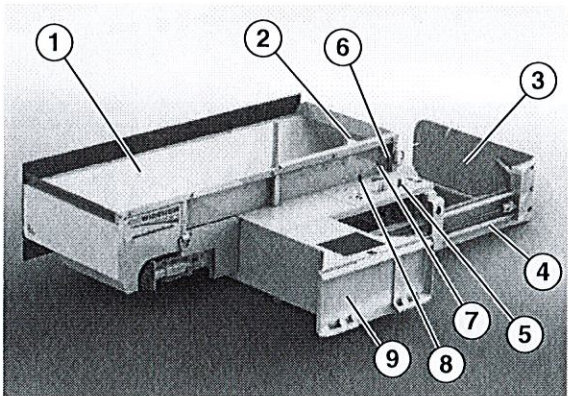
1. Left Shoe
2. Left Side Discharge
3. Hopper
4. Right Side Discharge
5. Right Shoe
6. Right Side LED
7. Universal Mounting Pad
8. Left Side LED
9. Remote Storage

Specifications

	Single Discharge	Dual Discharge
Lay Down Widths	1 ft. to 4 ft. (30 to 123 cm)	1 ft. to 4 ft. (30 to 123 cm)
Hydraulic Requirements	Standard Flow 17.5 to 24.2 gpm (66.2 to 41.6 lpm)	Standard Flow 17.5 to 24.2 gpm (66.2 to 41.6 lpm)
Empty Weight	2,900 lb (1,315 kg)	3,400 lb (1,542 kg)
Overall Width shoe extended	161 in. (409 cm)	210 in. (533 cm)
Overall Width shoe retracted	125 in. (317 cm)	138 in. (350 cm)
Overall Height	51 in. (130 cm)	51 in. (130 cm)
Overall Length	98 in. (249 cm)	98 in. (249 cm)
Height to Clear Push Roller	21 in. (53 cm)	21 in. (53 cm)
Conveyor Belt Length and Width (head to tail stock center length)	8 ft. (2.4 m) x 20 in. (508 mm)	9.5 ft. (2.9 m) x 21 in. (533 mm)
Power Requirements	12 Volt / 15 Amp	12 Volt / 15 Amp

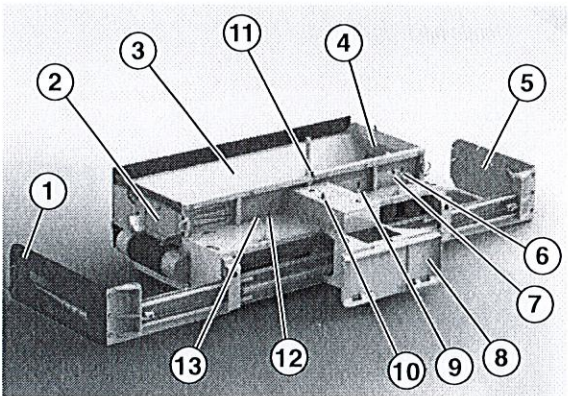


Remote control



Equipment Single Discharge

- 1. Hopper
- 2. Discharge Opening
- 3. Shoe
- 4. Adjustable Slope Angle
- 5. Belt Speed Control Knob
- 6. Shoe In/Out Lever
- 7. Slope Up/Down Lever
- 8. Belt On/Off Lever
- 9. Universal Mounting Pad




Equipment Dual Discharge

- 1. Left Shoe
- 2. Left Side Discharge
- 3. Hopper
- 4. Right Side Discharge
- 5. Right Shoe
- 6. Right Shoe In/Out Lever
- 7. Right Slope Up/Down Lever
- 8. Universal Mounting Pad
- 9. Belt On/Off Lever
- 10. Belt Speed Control
- 11. Shoe Selection Control Lever
- 12. Left Shoe In/Out Lever
- 13. Left Slope Up/Down Lever


Specifications

	Single Discharge	Dual Discharge
Lay Down Widths	1 ft. to 4 ft. (30 to 123 cm)	1 ft. to 4 ft. (30 to 123 cm)
Hydraulic Requirements	Standard Flow 17.5 to 24.2 gpm (66.2 to 41.6 lpm)	Standard Flow 17.5 to 24.2 gpm (66.2 to 41.6 lpm)
Empty Weight	2,900 lb (1,315 kg)	3,400 lb (1,542 kg)
Overall Width shoe extended	161 in. (409 cm)	210 in. (533 cm)
Overall Width shoe retracted	125 in. (317 cm)	138 in. (350 cm)
Overall Height	51 in. (130 cm)	51 in. (130 cm)
Overall Length	98 in. (315 cm)	98 in. (249 cm)
Height to Clear Push Roller	21 in. (53 cm)	21 in. (53 cm)
Conveyor Belt Length and Width (head to tail stock center length)	8 ft. (2.4 m) x 20 in. (508 mm)	9.5 ft. (2.9 m) x 21 in. (533 mm)


SKID STEER ATTACHMENT OPTIONS



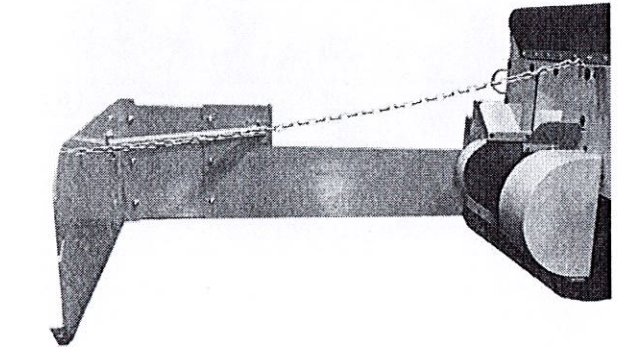
Additional roller extensions



Pintle hitch push plate



Curbing attachment



Shoe extension

Benefits and Features

While the Road Widener skid steer attachment is smaller than traditional road wideners, it is big on benefits, efficiency and features.

- On FH-R models all functions are controlled by remote control
- Easily maneuvered around guardrails, sign posts, mailbox posts and other obstructions
- Transported on common-width trailers pulled by a pick-up truck
- Precise operator control over flow and placement of material
- Disperses a 20-ton load of aggregate in minutes
- Left- or right-hand material dispersal
- Works with any make of skid steer or compact track loader with an attachment plate
- Adaptable to wheel loaders and graders, inquire with a dealer or call us!
- Wheel-turning extensions available to fit all types of dump trucks
- Low operating cost
- 360-degree steerable front end
- Ability to easily disperse gravel, asphalt (includes asphalt-ready heat-treated belt) and topsoil
- Can be used for trench repairs
- Durable and reliable to give you years of service

Dealer Information

Road Widener LLC products are available through our extensive dealer network. We continue to expand our dealer network both domestically and internationally. Please contact us to learn more about dealers in your area or about becoming a dealer.



Made in America

ROADWIDENER



Road Widener LLC

Contact Us: 844-4WIDENER (844-494-3363)

sales@roadwidenerllc.com
www.roadwidenerllc.com



Made in the USA.



Click any for help

Home

My Cases

New Case

View Cases

Search Cases

My Profile

Edit Profile

Change Password

Change Security Questions

My Company

Edit Company Profile

Add New User

View Existing Users

Close Company Account

My Reports

View Reports

My Resources

View Essential Resources

Take Tutorial

View User Manual

Contact Us

Company Information

Company Name: Thompson Tractor Co., Inc.

[View / Edit](#)

Company ID Number: 47130

Doing Business As (DBA) Name:

DUNS Number:

Physical Location:

Address 1: 2401 Pinson Highway

Address 2:

City: Birmingham

State: AL

Zip Code: 35217

County: JEFFERSON

Mailing Address:

Address 1: P O. Box 10367

Address 2:

City: Birmingham

State: AL

Zip Code: 35202-0367

Additional Information:

Employer Identification Number: 630377478

Total Number of Employees: 1,000 to 2,499

Parent Organization:

Administrator:

Organization Designation:

Employer Category:

NAICS Code: 423 - MERCHANT WHOLESALERS, DURABLE GOODS

[View / Edit](#)

Total Hiring Sites: 40

[View / Edit](#)

Total Points of Contact: 3

[View / Edit](#)

[View MOU](#)

Company ID Number: 47130

the Employer issues a tentative nonconfirmation based upon a photo non-match. The Employer will determine whether the employee contests the tentative nonconfirmation as soon as possible after the Employer receives it.

4. If the employee contests a tentative nonconfirmation issued by DHS, the Employer will provide the employee with a referral letter and instruct the employee to contact the Department through its toll-free hotline within 8 Federal Government work days.

5. If the employee contests a tentative nonconfirmation based upon a photo non-match, the Employer will provide the employee with a referral letter to DHS. DHS will electronically transmit the result of the referral to the Employer within 10 Federal Government work days of the referral unless it determines that more than 10 days is necessary.

6. The Employer agrees that if an employee contests a tentative nonconfirmation based upon a photo non-match, the Employer will send a copy of the employee's Form I-551 or Form I-766 to DHS for review by:

- Scanning and uploading the document, or
- Sending a photocopy of the document by an express mail account (furnished and paid for by DHS).

7. The Employer understands that if it cannot determine whether there is a photo match/non-match, the Employer is required to forward the employee's documentation to DHS by scanning and uploading, or by sending the document as described in the preceding paragraph, and resolving the case as specified by the Immigration Services Verifier at DHS who will determine the photo match or non-match.

ARTICLE IV

SERVICE PROVISIONS

The SSA and DHS will not charge the Employer for verification services performed under this MOU. The Employer is responsible for providing equipment needed to make inquiries. To access the E-Verify System, an Employer will need a personal computer with Internet access.

ARTICLE V

PARTIES

This MOU is effective upon the signature of all parties, and shall continue in effect for as long as the SSA and DHS conduct the E-Verify program unless modified in writing by the mutual consent of all parties, or terminated by any party upon 30 days prior written notice to the others. Any and all system enhancements to the E-Verify program by DHS or SSA, including but not limited to the E-Verify checking against additional data sources and instituting new verification procedures, will be covered under this MOU and will not cause the need for a supplemental MOU that outlines these changes. DHS agrees to train employers on all changes made to E-Verify through the use of mandatory refresher tutorials and updates to the E-Verify manual. Even

**Request for Taxpayer
Identification Number and Certification**

Give form to the requester. Do not send to the IRS.

Name (as shown on your income tax return)
Thompson Tractor Co., Inc. DBA Thompson Power Systems, Thompson Lift Truck Co.

Business name, if different from above
and The Cat Rent Store

Check appropriate box: Individual/Sole proprietor Corporation Partnership
 Limited liability company. Enter the tax classification (D=disregarded entity, C=corporation, P=partnership) ▶ Exempt payee
 Other (see instructions) ▶

Address (number, street, and apt. or suite no.)
P O Box 10367 2401 Pinson Hwy. Tarrant, AL 35217

City, state, and ZIP code
Birmingham, AL 35202-0367

List account number(s) here (optional)
Lockbox Remit To: P O Box 934065, Atlanta, GA 31193-4005

Part I Taxpayer Identification Number (TIN)

Enter your TIN in the appropriate box. The TIN provided must match the name given on Line 1 to avoid backup withholding. For individuals, this is your social security number (SSN). However, for a resident alien, sole proprietor, or disregarded entity, see the Part I Instructions on page 3. For other entities, it is your employer identification number (EIN). If you do not have a number, see *How to get a TIN* on page 3.

Note: If the account is in more than one name, see the chart on page 4 for guidelines on whose number to enter.

Social security number
or
Employer identification number 63 : 0377478

Part II Certification

Under penalties of perjury, I certify that:

- The number shown on this form is my correct taxpayer identification number (or I am waiting for a number to be issued to me), and
- I am not subject to backup withholding because: (a) I am exempt from backup withholding, or (b) I have not been notified by the Internal Revenue Service (IRS) that I am subject to backup withholding as a result of a failure to report all interest or dividends, or (c) the IRS has notified me that I am no longer subject to backup withholding, and
- I am a U.S. citizen or other U.S. person (defined below).

Certification Instructions. You must cross out item 2 above if you have been notified by the IRS that you are currently subject to backup withholding because you have failed to report all interest and dividends on your tax return. For real estate transactions, item 2 does not apply. For mortgage interest paid, acquisition or abandonment of secured property, cancellation of debt, contributions to an individual retirement arrangement (IRA), and generally, payments other than interest and dividends, you are not required to sign the Certification, but you must provide your correct TIN. See the Instructions on page 4.

Sign Here Signature of U.S. person ▶ *Linda L. Dunbar, Controller* Date ▶

General Instructions
Section references are to the Internal Revenue Code unless otherwise noted.

Purpose of Form
A person who is required to file an information return with the IRS must obtain your correct taxpayer identification number (TIN) to report, for example, income paid to you, real estate transactions, mortgage interest you paid, acquisition or abandonment of secured property, cancellation of debt, or contributions you made to an IRA.

Use Form W-9 only if you are a U.S. person (including a resident alien), to provide your correct TIN to the person requesting it (the requester) and, when applicable, to:

- Certify that the TIN you are giving is correct (or you are waiting for a number to be issued),
- Certify that you are not subject to backup withholding, or
- Claim exemption from backup withholding if you are a U.S. exempt payee. If applicable, you are also certifying that as a U.S. person, your allocable share of any partnership income from a U.S. trade or business is not subject to the withholding tax on foreign partners' share of effectively connected income.

Note: If a requester gives you a form other than Form W-9 to request your TIN, you must use the requester's form if it is substantially similar to this Form W-9.

Definition of a U.S. person. For federal tax purposes, you are considered a U.S. person if you are:

- An individual who is a U.S. citizen or U.S. resident alien,
- A partnership, corporation, company, or association created or organized in the United States or under the laws of the United States,
- An estate (other than a foreign estate), or
- A domestic trust (as defined in Regulations section 301.7701-7).

Special rules for partnerships. Partnerships that conduct a trade or business in the United States are generally required to pay a withholding tax on any foreign partners' share of income from such business. Further, in certain cases where a Form W-9 has not been received, a partnership is required to presume that a partner is a foreign person, and pay the withholding tax. Therefore, if you are a U.S. person that is a partner in a partnership conducting a trade or business in the United States, provide Form W-9 to the partnership to establish your U.S. status and avoid withholding on your share of partnership income.

The person who gives Form W-9 to the partnership for purposes of establishing its U.S. status and avoiding withholding on its allocable share of net income from the partnership conducting a trade or business in the United States is in the following cases:

- The U.S. owner of a disregarded entity and not the entity.