

BID SUBMITTAL FORM
Alabama County Joint Bid Program
TRAILER MOUNTED POTHOLE PATCHER
- DIESEL OPTION

Company Name: COBLENTZ EQUIPMENT & PARTS Co., INC.

Address: 10400 HIGHWAY 80E.
MONTGOMERY, AL 36117

Bid Submitted by: MATTHEW COBLENTZ
(Name of company representative)

Title: PRESIDENT E-mail address: matthew@coblentzep.com

Phone: 334-215-8600 Fax: 334-215-8532

By submitting this bid, we agree:

Initials

The equipment model number identified below meets the bid specs for this bid item DMC

That the bid price will be honored for all counties for the period from January 1, 2023 to December 31, 2023. DMC

The equipment will be delivered at the bid price to all counties participating in the joint bid program DMC

The company representative listed above will be the contact person for purchasing this bid item under the joint bid program DMC

The bid is accompanied by a current catalog or model specification document for the model number identified below DMC

The bid is accompanied by a copy of the manufacturer's standard warranty as required in the bid specifications DMC

The bid includes the e-verify documentation required by Alabama law DMC

If awarded the bid, a performance bond will be provided upon request DMC

The bid documents include the **Manufacturer's Suggested Retail Price Sheet (MSRP) for the Standard Machine** DMC

**TRAILER MOUNTED POTHOLE PATCHER
DIESEL OPTION**

Total Bid Price for Standard Machine: \$ 87,777.⁰⁰
(Total Bid Price for Standard Machine Includes Freight Preparation, Delivery and Standard Warranty Costs) * * INCLUDES 12 VOLT NOZZLE HEATER & DIRECTIONAL ARROW BOARD IN LIEU OF STANDARD LIGHTS.

Freight Preparation and Delivery: \$ 1,500.⁰⁰
(Included in Standard Machine Bid Price)

Manufacturer's Suggested Retail Price for Standard Machine: \$ 108,000.⁰⁰

Equipment Model #: P2 TRAILER MOUNTED PATCHER

Description: TWO PERSON TRAILER MOUNTED POTHOLE PATCHER

Signature of company representative submitting bid: 

Title: PRESIDENT

***NOTE:** Award will be made based on the total cost of the **Standard Machine**. The total cost of the standard machine is to include the freight preparation, delivery and standard warranty cost. Freight preparation, delivery will be excluded from the total bid price of the standard machine in determining the percentage discount for any available options.

BID SUBMITTAL FORM: OPTION COST SHEET
TRAILER MOUNTED POTHOLE PATCHER – Diesel Option


By submitting this bid, we agree:

To offer any available options at the percent difference between the Manufacturer's Suggested Retail Price Sheet and the actual bid price on the Standard Machine* YES

The bid documents include the Manufacturer's Suggested Retail Price Sheet (MSRP) with **any available Options** for the Standard Machine YES

Equipment Model #: P2 TRAILER MOUNTED PATCHER

Description: TWO PERSON TRAILER MOUNTED POTHOLE PATCHER

Signature of company representative submitting bid: 

Title: PRESIDENT

***NOTE:** The percent difference between the **Manufacturer's Suggested Retail Price Sheet (MSRP)** for the standard machine as specified by these **Bid Specifications** and the actual price bid by the vendor will be calculated to determine the percentage discount to be applied to any available options. The bid price of the freight preparation, delivery cost shall be excluded in determining the percentage discount to be applied to available options. Any individual county may choose to add any available option to the standard machine at the percentage discount at the time of purchase.

BID SPECIFICATIONS FOR TRAILER MOUNTED POTHOLE PATCHER – DIESEL OPTION

GENERAL

These specifications shall be construed as the minimum acceptable standards for a trailer-mounted patcher. Should the manufacturer's current published data or specifications exceed these standards, the manufacturer's standards shall be considered minimum and shall be furnished. All integral parts not specifically mentioned in the scope of these specifications that are necessary to provide a complete working unit shall be furnished. Additionally, the machine for bid offered shall include all standard manufacturers' equipment. The one-man pothole patcher must be a new current production model and shall meet all EPA applicable standards at the time of manufacture.

The use of specific names and numbers in the specification is not intended to restrict the bidder or any seller or manufacturer, but is intended solely for the purpose of indicating the type, size and quality of equipment considered best adapted to the uses of counties participating in this joint bid.

BID SUBMITTAL FORM

Each bidder must submit his or her bid on the Bid Submittal Form included in the Invitation to Bid package. All written warranties to be submitted shall be attached to the Bid Submittal Form.

BID PRICE

The bid price shall include all destination charges, delivery charges, title fees, rebates, and all other applicable costs and refunds.

MANUALS

Each unit will be provided with one (1) copy of the operator's manuals, one (1) copy of the current parts manuals and (1) copy of the repair manual. Units will not be accepted for delivery until the manuals as outlined above are received by the purchaser.

WARRANTY

Units purchased under this specification shall be warranted against defects in materials and workmanship for a period of not less than one (1) year from the date of delivery to customer. Items thought to be defective will be returned to factory prepaid to be repaired or replaced.

Yes No
Page # _____
or
Attachment

MINIMUM REQUIREMENTS

The trailer-mounted machine shall be designed and constructed to repair larger cracks, potholes, and broad areas. The machine shall be capable of blowing water, dust or debris from the pothole or surface to be repaired. The machine must be capable of patching while moving forward or reverse, must be capable of patching at temperatures as low as 5 degrees F. The machine must be capable of performing each of the following functions:

- clean cracks and surfaces
- spray liquid asphalt emulsion over area to provide a tack coat
- apply emulsion-coated aggregate to provide a high-density patch
- cover repaired area with dry aggregate

DIMENSIONS

Width and height to meet State and Federal requirements without requiring oversize permits.

WARRANTY

Units purchased under this specification shall be warranted against defects in materials and workmanship for a period of not less than one year from date of delivery to customer. Bidder's warranty policy must be included.

Yes No
Page#
or
Attachment

BEST MACHINE REQUIREMENTS

Spray injection design with aggregate supplied from tow vehicle by gravity feed tube.

Yes No
Page # 1
Yes No
Page # 1

Trailer mounted and rated for highway class use.

Yes No
Page # 1

Diesel powered with engine enclosure.

Yes No
Page # 1

Electric blanket heated emulsion tank.

Yes No
Page # 1

Emulsion working capacity of 250 gallons.

Yes No
Page # 1

Overnight electric heating for maintaining emulsion temp.

Yes No
Page # 1

Stop/turn sealed lighting including clearance lights.

EMULSION HEATING and STORAGE

Construction:

The tank must be a pressure vessel and ASME certified.

Yes No
Page # 2

Rating:

250 gallon capacity, 200PSI working pressure at 500 degrees.

Yes No
Page # 2

Insulation:

Min. R15 rated fiberglass insulation.

Yes No
Page # 2

Outer Skin:

Waterproof fire retardant fiberglass construction.

Yes No
Page # 2

Loading Hatch:

Filler opening to be a min. 12" and be equipped with the bolt closures.

Yes No
Page # 2

Cleanout Valve:

Min 3" drain valve to be installed at the bottom of the tank.

Yes No
Page # 2

Heating source:

Tank to be wrapped with 2 electric blankets for overnight heating. Min. 1500W x (2) 120VAC. A thermostat and overnight heating extension cord to be included. Heating probes will not be considered for alternate.

Yes No
Page # 2

Operating temperature:

System must be capable of maintaining heat to allow operation of patcher at 5 degrees F.

Yes No
Page # 2

TRAILER MINIMUM REQUIREMENTS

Adjustable Hitch:

A 2-1/2 towing ring that is adjustable in height from 15" to 30 high.

Yes No
Page # 2

Fenders:

Minimum 12 gauge horizontal surface steel fenders.

Yes No
Page # 2

Jack:

A swing-away weight appropriate adjustable screw jack to be provided.

Yes No
Page # 2

Axle System:

The trailer to have a dual axle leaf spring system and be rated at a GAWR (Gross Axle Weight Rating) of 12,000 lbs.

Yes No
Page # 2

Trailer Brakes:

Electric brakes, emergency breakaway switch, radial tires, and two 3/8" x 4 foot long safety chains with slip hooks to be included.

Yes No
Page # 2

Lighting:

Dual oval stop, tail, and turn lights to be included. Clearance lighting also to be included.

Yes No
Page # 2

Directional Arrow Board:

A directional arrow board to be mounted at the back of the machine and be selectable for left/right or both traffic control.

Yes No
Page # 2

DELIVERY SYSTEM

Wiring Harness:

The lighting harness to be woven loom with weather proof connectors at all lights.. a six way round plug will be included.

Yes No
Page # 3

REQUIREMENTS

Hooper:

Trailer mounted with integral screen with opening for slide gate.

Yes No
Page # 3

Slide Gate:

Air operated with min 4" stroke air ram.

Yes No
Page # 3

Venturi:

Designed to draw aggregate into air stream. Must have access panel

Yes No
Page # 3

Aggregate delivery tube:

Min 3.5" ID schedule 40 pipe 10ft. in length. Designed to be rotatable for maximum life.

Yes No
Page # 3

Aggregate delivery hose:

Aggregate hose to be min. 3.5" ID. Non-kinking, plastic wire reinforced rubber neoprene-lined hose with a min. length of 164".

Yes No
Page # 3

Fatigue-Free Aggregate hose boom:

The boom to be a three section device that allows the operator to move throughout its full radius using only very light force from one hand, and shall be adjustable for height.

Yes No
Page # 3

Operator Safety:

The boom design must keep the boom and the operator well out of the adjoining lane.

Yes No
Page # 3

Emulsion Hose Heating:

A 12 volt pump to circulate heat transfer oil through a pipe inside the emulsion tank and min. 3/8" diameter lines the full length of the hose to the emulsion nozzle, then back. All parts including: emulsion valves, hose, and nozzle to be heated by this hot fluid heating system.

Yes No
Page # 3

Heated Vent - Flow Nozzle:

The nozzle to be designed so it diffuses/slows down the air stream at the tip to minimize overspray. The emulsion nozzle will be slotted to create a single fan of emulsion to properly coat the aggregate. The nozzle will be low voltage DC heated to prevent material build up during cold weather operation.

Yes No
Page # 3

ENGINE and CLEANOUT REQUIREMENTS

Diesel Engine:

The unit will be equipped with a water cooled direct injected, diesel engine.

Yes No
Page # 3

Engine Enclosure:

The engine will be protected with a lockable engine enclosure that is certified by the manufacturer.

Yes No
Page # 3

Engine Protection:

Auto Shutdown protection will be provided for alternator, oil pressure coolant temperature. An hour meter and RPM gauge will be included.

Yes No
Page # 3

Engine HP:

The engine will be rated at no more than 74HP and be able to operate the delivery system to fill a patch with 1/4" stone @ 1100 RPM and 1 1/2 stone at no more than 1800 RPM.

Yes No
Page # 3

Engine HP:

The engine will be rated at no more than 74HP and be able to operate the delivery system to fill a patch with 1/4" stone @ 1100 RPM and 1 1/2 stone at no more than 1800 RPM.

Yes No
Page # 3

Protection:

Engine Cover will enclose engine, battery and Air Compressor.

Yes No
Page # 3

Controller:

Engine controller must be accessible without having to open engine cover and contain The Hour Meter, RPM Gauge and shutdown for Oil, Water and Battery.

Yes No
Page # 3

Fuel System:

The unit will include a min. 18 gallon Diesel Fuel tank.

Yes No
Page # 4

Emulsion Flush System:

A min. 13 gallon pressurized vessel will be included for flushing of emulsion lines and nozzle after use. It shall be equipped with a pressure relief valve set at 110 PSI.

Yes No
Page # 4

Clean out box:

A clean out box to be mounted to the frame of the machine so that operator can place wand in box to flush emulsion lines and nozzle. The entire nozzle clean out procedure may not get emulsion or diesel on the operator

Yes No
Page # 4

BLOWER AND COMPRESSOR REQUIREMENTS:

Blower will be rated at min. 450 CFM @ 7psi @ 1500 RPM.

Yes No
Page # 4

Lobe style blower direct driven off patcher engine.

Yes No
Page # 4

Pop off valve set to 10 psi for protection.

Yes No
Page # 4

Dual Stage heavy duty filter element on Blower intake.

Yes No
Page # 4

Air muffler to reduce airflow noise required

Yes No
Page # 4

No conveyors, augers or pumps will be used in the aggregate or emulsion delivery systems.

Yes No
Page # 4

PAINT AND SAFETY DECALS:

The unit shall be painted orange and have required safety decals and signage.

Yes No
Page # 4





TECHNOLOGY

DuraPatcher™- virtually no moving parts, the most reliable in the industry.

- Longest lasting patching method available - SHRP
- Heat blanketed emulsion tanks for gentle heat
- Heated emulsion valves and lines.
- 250 gallon emulsion tank standard
- No moving augers for rock flow
- Removable clean out tank
- Air venturi design
- Vent-Flo™ nozzle
- Standard 3" drain valve
- Stress-free tri-fold boom design



Part Number	Model	Description	Factory List
P2 Base Model			
301529	P2	P2 Trailer Patcher with T4 Final Diesel Engine	\$106,000.00
301275	P2X	P2 Trailer Patcher with Export Diesel Engine (Includes export prep)	\$101,500.00
P2 Options			
140653		2 5/16" Ball Hitch Duraco	Pick if not Pintle
408313		Hook-Up Kit Electrical Additional (1 Included in Base at NC)	\$400.00
407975		Tailgate Box Kit Additional (1 Included in Base at No Charge)	\$575.00
408635		Hydraulic Surge Brakes P2	\$3,250.00
408434		Spare Tire Kit for Trailer Mount Only	\$975.00
408432		Torsion Bar Axles with ST235-80R16 Load Range D Tires	\$3,250.00
408080		12 Volt Nozzle Heater	\$850.00
408845		Tank Contents Gauge, DuraPatcher	\$800.00
408605		Vandalism Package, All P-Series Patchers	\$1,200.00
155694		Tool Box, Trailer Only	\$550.00
409740		Dual Strobe Light Option for Trailer Patchers	\$550.00
409940	P Series	Directional Arrow Board (in lieu of standard lights)	\$1,150.00
408680	P2	30" x 60" Electric Fold LED Arrow Board, P2 Only	\$10,750.00
408439		30"x 60" LED Arrow Board Option	\$5,800.00
408606		20 lb. Fire Extinguisher	\$850.00
408494		10 lb. Fire Extinguisher	\$600.00
408498		5 lb. Fire Extinguisher	\$575.00
408144	P2	Crack Filling Attachment with 25' Hose and Recoil Reel	\$2,850.00
408435		300 Gallon Emulsion Tank, Replaces the 250 Gallon Tank	\$6,000.00
408436		Water Flush Package	\$2,900.00
408638		Water Separator Fuel Filter, RACOR	\$900.00
999170		Export Packaging Fee for Containerized Orders	\$775.00
101232	P2, P3	Extended Warranty P2, P3	\$3,450.00
999130		Custom Paint, Sherwin-Williams Brand, Trailer Mount	\$1,750.00



P2



A Permanent Patch in 4 Easy Steps:

Patch in almost any weather conditions and eliminate labor-intensive, poor performing patches with the DuraPatcher 4 step process.



1. Clean:
Use high volume low pressure air to clean the patch of debris.



2. Tack:
Prep the patch with a coating of emulsion.



3. Fill:
Inject emulsion coated aggregate and fill pothole.



4. Coat:
Apply a light coating of clean aggregate and open to traffic.

Low Maintenance/Hi-Performance:

The DuraPatcher air-driven system utilizes virtually no moving parts in the delivery system. No augers, conveyors or other wear parts are required making it the most reliable in the industry. Aggregate is gravity fed from the tow vehicle completing the worry-free package. The system will deliver aggregate up to 2.5 inches in diameter without plugging or adjustment.

Ergonomic No-Stress Boom:

The 3 piece boom design provides the ultimate in support for the operator moving the delivery hose. The boom/slide system easily moves throughout the entire 18-foot working radius allowing for smooth patching anywhere in the work zone.

Vent-Flo Nozzle:


The specially designed Vent-Flo nozzle properly coats the aggregate with the right amount of emulsion regardless of aggregate size. The mix is applied at an angle to the repair allowing maximum placement and best operator safety. The vent holes diffuse/slow down the air stream to minimize rock overspray and maximize placement into the repair.



Vent-Flo nozzle with optional heater




Gravity feed delivery




Large temperature gauge



Ergonomic No-Stress boom



Over night heating system



Hitch adjusts for height and distance

SPECIFICATIONS

PRODUCTS FROM CPMG

Emulsion Capacity (US gallons)	250
Aggregate Capacity	N/A
Engine	74HP IT4 Diesel
Heating Method (overnight)	Electric Blanket
Heat Rating (watts)	2 x 1500 W
Tank Insulation	R 15
Blower	450 CFM at 1500 RPM, 10 PSI
GVWR (lbs)	10,400
GAWR (lbs)	2 x 6000
Axles/ Suspension	2 (leaf spring)
Brake Type	Electric
Clean Out	15 gallons
Fuel Capacity	18 gallons
Trailer Construction	2" x 6" x 1/4" rectangular tube
Drain Valve	3 in.
Temperature Gauge	5 in.
Dimensions (l x w x h)	194" x 96" x 91"
Shipping Weight lbs.	5,560
Warranty	Two Year Limited



C1

On-demand combination machine



P5

Durapatcher Patching System




T Series

Emulsion Storage
Stationary Tanks

Due to continuous improvement, specifications are subject to change without notice.

Distributed By:



Phone : 800-328-3874
Email : info@cimline.com
CIMLINEPMG.COM



Revision Date: 09/2020

1.0	Purpose:	Yes	No
1.1	Unit shall be trailer mounted and use the spray injection method to repair cracks, potholes, broad distressed areas and shoulders at a minimum. The unit shall be capable of blowing water, dust or debris from the pothole or surface to be repaired. A tack coat of hot emulsion shall be applied by the unit on the cleaned area. Emulsion-coated aggregate must be injected into the repair area. The machine shall be capable of operating in temperatures down to 5 degrees Fahrenheit. The delivery of aggregate and emulsion to the patch shall not require augers, conveyors or pumps to operate.		
1.2	The equipment being bid must be new, current year production and meet the needs of this specification without modification. The model must be currently advertised, have been in production for a min. of two years and have a working volume of not less than called for in this specification. Hybrid, one-off or prototype equipment is unacceptable.		
1.3	These specifications are not intended to be restrictive, but are meant to describe the kind and size of unit desired to be purchased in detail. If bidder is basing the proposal on equipment other than what is specified in these bid documents and wishes the equipment to be considered as an "approved equal" they shall submit on a separate sheet, an item by item description of that which is proposed. The bidder's specifications must be complete and of sufficient detail to cover all items included in this bid specification and in a manner that allows a direct comparison. Any item not covered will be deemed as not meeting specifications. Such bidder shall also include, but not as a substitute for the above, any manufacturer's literature. In addition, if the bidder takes exception to any item they shall note this and describe in detail the exception and how the proposal is an "approved equal". Failure to carry out the provisions noted herein may be deemed sufficient reason to reject the bidder's proposal. Check yes if demonstration has been performed prior to bid letting.		

2.0	Basic Machine Requirements:	Yes	No
2.1	Spray injection design with aggregate supplied from tow vehicle by gravity feed tube.		
2.2	Trailer mounted and rated for highway class use.		
2.3	Diesel powered with engine enclosure.		
2.4	Electric blanket heated emulsion tank.		
2.5	Emulsion working capacity of 250 gallons.		
2.6	Overnight electric heating for maintaining emulsion temp.		
2.7	LED sealed lighting including stop/turn and clearance lights.		

3.0	Emulsion Heating and Storage System Minimum Requirements:	Yes	No
3.1	Tank construction must be an ASME certified pressure vessel.		
3.2	Tank with 250 gallon capacity, tested to 195 psi at ambient temperature.		
3.3	Minimum R15 rated fiberglass insulation.		
3.4	Waterproof fire retardant fiberglass tank wrap over insulation.		
3.5	12" minimum loading hatch equipped with "T" bolt closures.		
3.6	Minimum 3" drain valve installed on bottom of tank.		
3.7	Emulsion shall be heated by a circulating oil loop during operation, running continuously along emulsion path from tank to nozzle. Circulating oil shall be heated by the auxiliary engine coolant via a plate type heat exchanger.		
3.8	Overnight heating shall be done with two electric heat blankets wrapped under the tank (1500W minimum each). A thermostat and overnight heating extension cord will be included. Heating probes will not be considered for alternate as they do not allow tank pre heating and 100% use of emulsion tank volume.		
3.9	Heating system must be capable of operating continuously whether tank is empty or full without damage to the heating system and controls.		
3.10	Must have thermostatic control switch.		
3.11	Empty tank must be capable of being pre-heated prior to filling without damage to tank heating system or shock to emulsion.		
3.12	System must be capable of maintaining heat so as to allow operation of patcher in ambient temperatures as low as 5 degrees F.		

4.0	Trailer Minimum Requirements:	Yes	No
4.1	The patching unit will be trailer mounted and capable of being towed at safe highway speeds when fully loaded. The frame shall include rectangle tube frame construction, braking system and highway approved LED lighting.		
4.2	The frame is to be constructed of minimum 1/4" gusseted steel tube for safety and strength.		
4.3	A 3" towing ring that is adjustable in height from 15" to 30" high will be provided.		
4.4	Minimum 12 gauge horizontal surface steel fenders.		
4.5	A swing-away weight appropriate adjustable screw jack must be provided.		
4.6	To insure towing mobility in both forward and reverse directions, the patcher shall have a dual leaf spring axle system and be rated at a GAWR (Gross Axle Weight Rating) of 12000 lbs		
4.7	Electric brakes, emergency breakaway switch, radial tires, and two 3/8" x 3 foot long safety chains with slip hooks will be included.		
4.8	LED stop, tail, and turn lights will be included. Clearance lighting will also be LED. A lighted license plate bracket will be attached to the rear frame.		
4.9	Rear of machine shall have five strobe lights in alternating white & amber flash pattern with an amber beacon light.		

4.10	The lighting harness will be split loom with weather proof connectors at all lights. A seven (7) pin flat RV round plug will be included for tow vehicle connection.		
------	--	--	--

5.0	Aggregate Delivery System Minimum Requirements:	Yes	No
5.1	The pothole patching machine shall receive aggregate from the integrated hopper. No augers, conveyors, or any other mechanical devices shall be allowed. It must have the ability to pass aggregate up to 2-1/2" in size without clogging or manual adjustment. No machine will be considered without demonstrating this capability. The aggregate feed system must be capable of reliably delivering 1/4" - 3/8" aggregate within an engine RPM range of 1200 - 1800.		
5.2	Hopper for aggregate is trailer mounted with integral screen above opening for slide gate.		
5.3	Slide gate air operated with minimum 4" stroke air ram.		
5.4	Venturi designed to draw aggregate into air stream.		
5.5	Aggregate delivery pipe with minimum 3.5" ID pipe 10' in length. Designed to be easily rotated for maximum life.		
5.6	Aggregate delivery hose will be a minimum 3.5" ID non kinking, wire reinforced neoprene-lined rubber hose with an overall length of 192".		
5.7	Fatigue-free aggregate hose boom shall be a three section device that allows the operator to move throughout its full radius using only very light force from one hand, and shall be adjustable for height.		
5.8	The boom design must keep the boom and the operator well out of the adjoining lane and the operator must be capable of placing the nozzle tip on the center stripe of a multi-lane roadway without any portion of the boom, or the operator, intruding over the center stripe.		
5.9	A 12 volt pump shall circulate heat transfer oil through a pipe inside the emulsion tank and min. 3/8" diameter lines the full length of the hose to the emulsion nozzle, then back. All parts including: emulsion valves, hose, and nozzle will be heated by this hot fluid heating system.		
5.10	The Vent-Flo nozzle shall be designed so it diffuses/slows down the air stream at the tip to minimize overspray. The emulsion nozzle will be slotted to create a single fan of emulsion to properly coat the aggregate. The nozzle may be warmed with an optional separate low voltage DC heating blanket to prevent material build up during cold weather operation.		

6.0	Engine, Fuel and Clean-out System Minimum Requirements:	Yes	No
6.1	The patcher unit will be equipped with Tier 4 Final 74HP minimum diesel engine with spin-on type oil and fuel filters. It will be joined to the frame with rubber engine mounts to prevent vibration transfer. A management system will be located on the engine enclosure for ease of operation and maintenance.		
6.2	The unit will be equipped with a water cooled direct injected, 74 HP diesel engine. The engine will have spin-on type oil and fuel filters. Rubber isolation engine mounts are required.		
6.3	The engine will be protected with an engine enclosure that is certified by the manufacturer. It will be lockable for security and provide noise reduction for operator Safety.		
6.4	Auto Shutdown protection will be provided for oil pressure and coolant temperature. Engine voltage, operating hours, and RPM will also be displayed.		
6.5	The Tier 4 Final engine will be rated at no more than 74HP and be able to operate the delivery system to fill a patch with 1/4" stone @ 1100 RPM and 1-1/2" stone at no more than 1800 RPM.		
6.6	Engine Cover will enclose engine, battery and air compressor.		

6.7	The unit will include a minimum 18 gallon diesel fuel tank.		
6.8	A minimum 13 gallon pressurized vessel will be included for flushing of emulsion lines and nozzle after use. It shall be equipped with a pressure relief valve set at 110 PSI.		
6.9	A clean out box will be mounted to the frame of the machine. At end of shift, operator will place wand in box to flush emulsion lines and nozzle. No disassembly and soaking of any part of the emulsion system will be necessary. The entire nozzle clean-out procedure may not get emulsion or diesel on the operator. No system using a pump will be accepted.		

7.0	Blower and Air Compressor Minimum Requirements:	Yes	No
7.1	The unit will incorporate a direct driven high volume, low pressure roots type blower connected to the engine to operate the aggregate delivery system. No conveyor or auger type systems will be allowed due to higher wear parts and maintenance associated with those designs. An air compressor driven off the auxiliary engine will also be required to pressurize the emulsion system. No pumps for emulsion delivery will be accepted.		
7.2	Lobe style blower shall be driven directly off of engine flywheel using a coupling designed for use with mobile internal combustion engines. Coupling shall have sacrificial rubber element.		
7.3	Blower will be rated at min. 450 CFM @ 7psi @ 1500 RPM		
7.4	Spring loaded "pop off" relief valve shall be set to 12 psi for aggregate blower protection.		
7.5	Blower shall use a 45 ftz air filter mounted directly above blower. Air filter shall be dual stage and utilize a foam prefilter. Filter change shall be accomplished without tools. No part of the patcher should be over the filter housing so as to make access difficult.		
7.6	System will incorporate silencer to reduce noise associated with high volume blower airflow.		
7.7	Engine air compressor shall have 13 CFM capacity with pressure relief set to 95psi and be driven directly off engine.		
7.8	All pneumatic rams, valves, and air dryer shall be Parker brand and come with a 5 year product replacement warranty.		
7.9	No conveyors, augers or pumps will be used in the aggregate or emulsion delivery systems.		

8.0	Paint and Safety Decals Minimum Requirements:	Yes	No
8.1	The unit shall be painted safety orange with Sherwin Williams acrylic paint. It will be equipped with required safety decals and signage.		

9.0	Warranty:	Yes	No
9.1	The manufacturer shall warranty the equipment for a period of one year. Auxiliary engine must be covered for major components for a period of 2 years or 2000 hours. All pneumatic rams, valves, and air dryer shall be Parker brand and come with a 5 year product replacement warranty. Bidder warranty policy must be included with bid submittal.		

10.0	Included Options: (if box is "X" items must be included)	Yes	No
	300 gallon emulsion tank modification		
	Spare tire trailer mounted.		

	Tool box.		
	10lb. fire extinguisher.		
	Directional LED arrow board.		
	30" x 60" LED arrow board.		
	Vandalism package.		
	Water flush package.		
	Extra tail gate box install kit.		
	Tank contents gauge.		
	Low voltage DC Nozzle Heating Blanket.		
	Cracksealer Attachment.		



DURAPATCHER
TECHNOLOGY

EQUIPMENT WARRANTY

P2 and P3

Cimline, Inc.
2601 Niagara Lane N.
Plymouth, MN 55447

Duraco, Inc.
2000 Old Whitfield Rd.
Pearl, MS 39208

(877) 841-0848
Tel: 763-694-2665
Fax: 763-553-1093
cimline.com

Cimline, Inc. / Duraco, Inc. warrants its equipment, to the original purchaser only, against defects in material or workmanship based on normal use of service. Except as provided herein, no agent, dealer, employee or any other person is authorized to give any warranties of any nature outside of this agreement on behalf of Cimline, inc. / Duraco, Inc.

Warranty period; begins at the date unit is first placed in service, or shipped from the factory. Upon sale or rental of the equipment by the distributor or Cimline, Inc. / Duraco, Inc., the provided warranty card should be mailed within 14 days stating date the unit is placed in service thus beginning the warranty period.

In the absence of any warranty card on file, the warranty period begins from date of shipment from factory.

For five (5) years Cimline, Inc. / Duraco, Inc. offers limited warranties on the following items:

- a. Air ram, Parker
- b. Air solenoid actuator, Parker
- c. Air dryer

For two (2) years Cimline, Inc. / Duraco, Inc. offers limited warranties on the following items:

- a. John Deere diesel engine
- b. Air feed system EXCLUDING the feed pipe system; 11'8" discharge metal pipe and 16'4" discharge hose and nozzle
- c. Air compressor
- d. Blower

For One (1) year Cimline, Inc. / Duraco, Inc. offers limited warranties on the following items:

- a. Blower drive coupling
- b. Heat blankets and thermostat
- c. Hot oil circulating system
- d. Boom arm
- e. Heat exchanger

Any warranty claims on parts may require a return for evaluation. Returning items will require an appropriate Return Merchandise Authorization (RMA) from Cimline Customer Care and that the item be returned for evaluation with that RMA for any warranty claim to be considered.

Replacement parts are warranted for a period of 60 days from factory invoice. For replacement parts that are purchased from distributor stock, the 60-day period will commence from the date of distributor to end user invoice. A copy of the invoice will be required as proof of in service date. If invoice is not provided, policy will revert back to the original factory invoice date.

Warranty does not apply to defects caused by improper or unreasonable use, including but not limited to damage (including freight damage), accidents, failure to provide reasonable maintenance or faulty repair made by others. Furthermore, warranty is void if the product or any of its components are modified or altered in any way or if aftermarket (NON-OEM) parts have been used during the warranty period. In the event of freight damage, a claim must be filed by the purchaser with the freight carrier.

Our responsibility under this warranty is limited to replacement or repair (at Cimline, Inc. / Duraco, Inc. discretion) of such part or parts, as inspection shall disclose to have been defective, to be performed at Cimline, Inc. / Duraco, Inc. factory at Plymouth, MN / Pearl, MS or at a facility designated by Cimline.

In no event shall Cimline, Inc. / Duraco, Inc. be liable for incidental or consequential damages of any kind whatsoever.

Downtime, overhead and performance penalties are not recognized at any time as part of warranty coverage. Reasonable labor, travel, and diagnostic time will be reviewed for reimbursement. The use of aftermarket (NON-OEM) parts will result in denial of the claim. Mileage will be reimbursed at a rate of \$0.80 (80 cents) per mile (domestic 48 states), and no more than one round trip per claim. Shop Labor will be reimbursed at a max rate of \$80/hour. Parts freight will be reimbursed at a "UPS REGULAR" rate only for stock items, and for non-stock items will be reimbursed at a "UPS BLUE" rate.

All warranty claims must be processed through the factory authorized Cimline, Inc. / Duraco, Inc. dealer that was the original distributor of your Cimline, Inc. / Duraco, Inc. equipment or OEM Parts. All claim notices to Cimline, Inc. / Duraco, Inc. pursuant to this limited warranty must be made by completing a Cimline Warranty Claim Form which should be Emailed to: customercareorders@plymouthind.com

No exceptions will be made to this warranty unless agreed to in writing by the Cimline Director.

This warranty is in lieu of all other warranties expressed or implied, and such other warranties are hereby disclaimed including any warranty of merchantability and fitness for a particular purpose.



Employment Eligibility Verification



Welcome
David Coblenz

User ID
DCOB0375

Last Login
02:23 PM - 02/15/2013

Log Out

Click any for help

- Home
- My Cases
- New Case
- View Cases
- Search Cases
- My Profile
- Edit Profile
- Change Password
- Change Security Questions
- My Company
- Edit Company Profile
- Add New User
- View Existing Users
- Close Company Account
- My Reports
- View Reports
- My Resources
- View Essential Resources
- Take Tutorial
- View User Manual
- Contact Us

Company Information

Company Name: Coblenz Equipment & Parts Co., Inc.

[View / Edit](#)

Company ID Number: 503975

Doing Business As (DBA) Name:

DUNS Number: 153590609

Physical Location:

Address 1: 10400 Highway 80 East

Address 2:

City: Montgomery

State: AL

Zip Code: 36117

County: MONTGOMERY

Mailing Address:

Address 1: Post Office Box 242608

Address 2:

City: Montgomery

State: AL

Zip Code: 36124

Additional Information:

Employer Identification Number: 630926850

Total Number of Employees: 10 to 19

Parent Organization:

Administrator:

Organization Designation:

Employer Category: State Government

NAICS Code: 111 - CROP PRODUCTION

[View / Edit](#)

Total Hiring Sites: 1

[View / Edit](#)

Total Points of Contact: 3

[View / Edit](#)



Company ID Number: 503975

THE E-VERIFY PROGRAM FOR EMPLOYMENT VERIFICATION MEMORANDUM OF UNDERSTANDING

ARTICLE I

PURPOSE AND AUTHORITY

This Memorandum of Understanding (MOU) sets forth the points of agreement between the Department of Homeland Security (DHS) and Equipment & Parts Specialty Co., Inc. (Employer) regarding the Employer's participation in the Employment Eligibility Verification Program (E-Verify). This MOU explains certain features of the E-Verify program and enumerates specific responsibilities of DHS, the Social Security Administration (SSA), and the Employer. E-Verify is a program that electronically confirms an employee's eligibility to work in the United States after completion of the Employment Eligibility Verification Form (Form I-9). For covered government contractors, E-Verify is used to verify the employment eligibility of all newly hired employees and all existing employees assigned to Federal contracts or to verify the entire workforce if the contractor so chooses.

Authority for the E-Verify program is found in Title IV, Subtitle A, of the Illegal Immigration Reform and Immigrant Responsibility Act of 1996 (IIRIRA), Pub. L. 104-208, 110 Stat. 3009, as amended (8 U.S.C. § 1324a note). Authority for use of the E-Verify program by Federal contractors and subcontractors covered by the terms of Subpart 22.18, "Employment Eligibility Verification", of the Federal Acquisition Regulation (FAR) (hereinafter referred to in this MOU as a "Federal contractor with the FAR E-Verify clause") to verify the employment eligibility of certain employees working on Federal contracts is also found in Subpart 22.18 and in Executive Order 12989, as amended.

ARTICLE II

FUNCTIONS TO BE PERFORMED

A. RESPONSIBILITIES OF SSA

1. SSA agrees to provide the Employer with available information that allows the Employer to confirm the accuracy of Social Security Numbers provided by all employees verified under this MOU and the employment authorization of U.S. citizens.
2. SSA agrees to provide to the Employer appropriate assistance with operational problems that may arise during the Employer's participation in the E-Verify program. SSA agrees to provide the Employer with names, titles, addresses, and telephone numbers of SSA representatives to be contacted during the E-Verify process.
3. SSA agrees to safeguard the information provided by the Employer through the E-Verify program procedures, and to limit access to such information, as is appropriate by law, to individuals responsible for the verification of Social Security Numbers and for evaluation of the E-Verify program or such other persons or entities who may be authorized by SSA as governed



Company ID Number: 503975

To be accepted as a participant in E-Verify, you should only sign the Employer's Section of the signature page. If you have any questions, contact E-Verify at 888-464-4218.

Employer Equipment & Parts Specialty Co., Inc.	
David Coblentz	
Name (Please Type or Print)	Title
Electronically Signed	02/13/2012
Signature	Date
Department of Homeland Security – Verification Division	
USCIS Verification Division	
Name (Please Type or Print)	Title
Electronically Signed	02/13/2012
Signature	Date

Information Required for the E-Verify Program

Information relating to your Company:

Company Name:	Equipment & Parts Specialty Co., Inc.
Company Facility Address:	3523 Mobile Highway
	Montgomery, AL 36108
Company Alternate Address:	Post Office Box 250447
	Montgomery, AL 36125
County or Parish:	MONTGOMERY
Employer Identification Number:	630926850