

**BID SUBMITTAL FORM**  
**Alabama County Joint Bid Program**  
**Heavy Equipment – Bid Item: 3.65 CY Wheel Loader - Option B**

Company Name: Warrior Tractor & Equipment Company, Inc.

Address: 6801 McFarland Blvd

Northport, AL 35476

Bid Submitted by: David Schafer

(Name of company representative)

Title: Sales Manager E-mail address: dschafer@warriortractor.com

Phone: 205-339-0300 Fax: 205-333-0101

By submitting this bid, we agree:

Initials

The equipment model number identified below meets the bid specs for this bid item

DS

That the bid price will be honored for all counties for the period from January 1, 2024 to December 31, 2024.

DS

The equipment will be delivered at the bid price to all counties participating in the joint bid program.

DS

The company acknowledges the freight preparation and delivery price is to be included in the total bid price for the standard machine.

DS

The company representative listed above will be the contact person for purchasing this bid item under the joint bid program.

DS

The bid is accompanied by a current catalog or model specification document for the model number identified below.

DS

The bid is accompanied by a copy of the manufacturer's standard warranty as required in the bid specifications.

DS

The bid includes the e-verify documentation required by Alabama law.

DS

If awarded the bid, a performance bond will be provided upon request.

DS

The bid documents include the **Manufacturer's Suggested Retail Price Sheet (MSRP) for the Standard Machine.**

DS

Total Bid Price for Standard Machine: \$ 264,840.00

(Total Bid Price for Standard Machine Includes Freight Preparation, Delivery and Standard Warranty Costs) \*

Freight Preparation and Delivery: \$ 7,695.00

(Included in Standard Machine Bid Price)

Manufacturer's Suggested Retail Price for Standard Machine: \$ 397,006.00

Equipment Model #: JD 624 P

Description: WHEEL LOADER

Signature of company representative submitting bid: 

Title: David Schafer

**\*NOTE:** Award will be made based on the total cost of the **Standard Machine**. The total cost of the standard machine is to include the freight preparation, delivery and standard warranty cost. Freight preparation, delivery will be excluded from the total bid price of the standard machine in determining the percentage discount for any available options.

## BID SUBMITTAL FORM: OPTION COST SHEET

By submitting this bid, we agree:

To offer any available options at the percent difference between the Manufacturer's Suggested Retail Price Sheet and the actual bid price on the Standard Machine\*

100%

The bid documents include the **Manufacturer's Suggested Retail Price Sheet (MSRP)** for the Standard Machine

100%

Equipment Model #: JD 624 P

Description: WHEEL LOADER

Signature of company representative submitting bid: David R. Schafer

Title: David Schafer

**\*NOTE:** The percent difference between the **Manufacturer's Suggested Retail Price Sheet (MSRP)** for the standard machine as specified by these **Bid Specifications** and the actual price bid by the vendor will be calculated to determine the percentage discount to be applied to any available options. The bid price of the freight preparation, delivery cost shall be excluded in determining the percentage discount to be applied to available options. Any individual county may choose to add any available option to the standard machine at the percentage discount at the time of purchase.

# **BID SPECIFICATIONS FOR 3.65 CY WHEEL LOADER – OPTION B**

## **GENERAL**

These specifications shall be construed as the minimum acceptable standards for a 3.65-yard wheel loader. Should the manufacturer's current published data or specifications exceed these standards, the manufacturer's standards shall be considered minimum and shall be furnished. All integral parts not specifically mentioned in the scope of these specifications that are necessary to provide a complete working unit shall be furnished. Additionally, the machine offered for bid shall include all standard manufacturer's equipment. The wheel loader must be a new current production model and shall meet all EPA and other applicable standards at the time of manufacture.

The use of specific names and numbers in the specification is not intended to restrict the bidder or any seller or manufacturer, but is intended solely for the purpose of indicating the type, size and quality of equipment considered best adapted to the uses of counties participating in this joint bid.

## **BID SUBMITTAL FORM**

Each bidder must submit his or her bid on the Bid Submittal Form included in the Invitation to Bid package. All written warranties to be submitted shall be attached to the Bid Submittal Form.

## **BID PRICE**

The bid price shall include all destination charges, delivery charges, title fees, rebates, and all other applicable costs and refunds.

## **MANUALS**

Each unit shall be provided with one (1) copy of the operator's manual, one (1) copy of the repair manual and one (1) copy of the current parts manual. Units will not be accepted for delivery until the manuals as outlined above are received by the purchaser.

## **REPLACEMENT PARTS AVAILABILITY**

Parts must be available for 5 years or 7,500 hours of use for the piece of equipment bid. If replacement parts are not delivered within three (3) working days of an order being placed, the bidder will deliver an equivalent machine for the county to use at no cost to the county until such time as the parts are delivered to the county so it can affect repairs on its machine.

## **WARRANTY**

Bidders shall submit a copy of the manufacturer's standard warranty.  
Warranty shall include service response time of maximum of 36 hours within notification by county.

YesX No\_\_\_\_  
Page#\_\_\_\_\_  
or  
AttachmentX\_\_\_\_



## **BRAKES**

Machine shall have oil cooled single disc-type, adjustment-free service brakes, which are inboard mounted and sealed. Multi-disc parking brake which is driveline mounted and oil cooled.

Yes ☒ No ☐  
Page # 6

## **ENGINE AND RELATED COMPONENTS**

Engine shall be fully equipped, six cylinder, four stroke diesel type with all necessary operating accessories.

Yes ☒ No ☐  
Page # 6

**Engine Shall be designed and manufactured by the machine manufacturer**

Yes ☒ No ☐  
Page # 6

Engine shall meet or exceed current U.S. EPA Tier IV emissions levels.

Yes ☒ No ☐  
Page # 6

Engine shall have a total displacement of not less than **414** cubic inches.

Yes ☒ No ☐  
Page # 6

Engine shall develop at least **186 net HP** at no more than 1800 RPM. Standard engine equipment for rating shall include fan, air cleaner, water pump, lubrication oil pump, fuel pump, muffler and alternator.

Yes ☒ No ☐  
Page # 6

Engine shall develop at least **609** lb. – ft. minimum net torque at no less than 1400 RPM.

Yes ☒ No ☐  
Page # 6

The coolant level shall be able to be checked via a ground-level sight gauge.

Yes ☒ No ☐  
Page # 11

Machine shall be equipped with 24V electric system for starting and operating, with a minimum 65-amp alternator.

Yes ☒ No ☐  
Page # 6

### **GENERAL MACHINE CONFIGURATION**

Machine basic operating weight shall not be less than **34,500 lbs.** Comparably equipped weight includes lubricants, coolant, full fuel tank, operator, General Purpose bucket with bolt-on cutting edge, 20.5-R25 tires and ROPS cab.

Yes ☒ No ☐  
Page # 8

Machine shall be equipped with a minimum **3.65 cubic yard** ISO/SAE heaped General Purpose bucket with bolt-on cutting edge.

Yes ☒ No ☐  
Page # ATTACH

Machine shall have 20.5 R25 L3 XHA traction-type tires.

Yes ☒ No ☐  
Page # 6

Machine shall have four front and two rear working lights and two rear stop and taillights.

Yes ☒ No ☐  
Page # 11

Machine shall have front fenders and rear platform extensions.

Yes ☒ No ☐  
Page # 11

Machine shall have a back-up alarm.

Yes ☒ No ☐  
Page # 11

### **OPERATOR'S STATION**

Integral ROPS and sound suppressed cab shall be standard and shall meet both current OSHA and MSHA standards for operator and spectator sound.

Yes ☒ No ☐  
Page #           

Machine shall be equipped with a multilevel warning system, which will signal machine and component malfunctions. System should differentiate between major and minor malfunctions. Warning system shall record occurrences of periodic malfunctions.

Yes ☒ No ☐  
Page # 11

Instrument gauges shall include digital gear range indicator, engine coolant temperature, fuel level, hydraulic oil temperature, speedometer, and transmission oil temperature.

Yes ☒ No ☐  
Page # 11

Operator's seat shall be air suspension-type with adjustments for height, weight, fore/aft and suspension dampening, and adjustable armrests on left and right.

Yes ☒ No ☐  
Page # 11

Cab shall have internally and externally-mounted rearview mirrors.

Yes X No \_\_\_\_  
Page # 11

Cab shall have air conditioner, heater.

Yes X No \_\_\_\_  
Page # 11

Machine shall be equipped with a Fire Extinguisher

Yes X No \_\_\_\_  
Page # 11

Machine shall be equipped with retractable 3" seat belt.

Yes X No \_\_\_\_  
Page # 11

### **TRANSMISSION/POWERTRAIN**

Transmission and other major power train components, such as the axles, shall be designed and manufactured by the equipment manufacturer.

Yes X No \_\_\_\_  
Page # 6

Machine shall have a minimum of **5-forward** and **3-reverse**.and **24.8 mph** maximum forward speed.

Yes X No \_\_\_\_  
Page # 6

Wheel loader shall be equipped with a crankcase guard.

Yes X No \_\_\_\_  
Page # 11

### **HYDRAULICS**

Hydraulic pressure taps shall be provided for checking pressure in the hydraulic implements and steering systems.

Yes X No \_\_\_\_  
Page # 11

Machine shall have a ground-level hydraulic sight gauge showing hydraulic fluid level.

Yes X No \_\_\_\_  
Page # 11

Shall have a minimum flow of **59 gallons/minute**.

Yes X No \_\_\_\_  
Page # 6

### **PERFORMANCE**

Straight Tipping Load shall be a minimum of **27,200 lbs.**

Yes X No \_\_\_\_  
Page # 7

Full Turn Tipping Load shall be a minimum of **22,700lbs.**

Yes X No \_\_\_\_  
Page # 7

Bucket Breakout Force shall be a minimum of **26,800 lbs.**

Yes X No \_\_\_\_  
Page # 7

624 P Wheel Loader

27-Dec-2023



Code	Description	QTY	List Price (USD)
------	-------------	-----	------------------

6041DW	624 P Wheel Loader	1	\$307,419.00
--------	--------------------	---	--------------

624 P-tier Standard Equipment

POWER TRAIN:  
5 Speed Transmission with Lock-Up  
Torque Converter  
Electronically Controlled Fully  
Automated Shift System  
Quick Shift Button on Loader  
Control Lever with 2 Selectable  
Modes  
Automatic / Manual Shift Modes  
Programmable Maximum High Gear  
Adaptive Clutch-Cutoff  
Clutch Calibration Engaged from  
Monitor  
100% Locking Front and Conventional  
Rear Differentials with Inboard  
Mounted Heavy Duty Planetary Gears  
Heavy Duty Self Adjusting Front and  
Rear Power Brakes  
Electrically Actuated Automatic  
Spring Applied, Hydraulically  
Released, Wet Multi-Disc Park Brake  
Transmission Fill Tube and Sight  
Gauge  
2000 Hour Transmission Filter  
COOLING:  
Quad-Cool System:  
Heavy Duty, Trash Resistant  
Radiator and High Ambient Cooling  
Package  
2 Side access to all Coolers  
Cooling System isolated from Engine  
Compartment  
Engine Radiator  
Integral Engine Oil Cooler  
Hydraulic Oil Cooler (Oil to Air)  
Transmission Oil Cooler (Oil to  
Air)  
Front and Rear Axle Coolers with  
Axle Oil Filtration  
Charge Air Cooler (Air to Air)  
Coolant Recovery Tank  
Antifreeze, -34F (-37 C)  
Cool-on Demand Swing out Fan  
Enclosed Fan Safety Guard  
HYDRAULICS:  
Pressure Compensating Load Sensing  
Hydraulic System  
2 Function Hydraulic Joystick with  
FNR Control



Code	Description	QTY	List Price (USD)
	Automatic Return to Dig In Cab Adjustable Automatic Boom Height Kickout / Return to Carry Hydraulic Function Enable / Disable Hydraulic Reservoir with Sight Gauge and Fill Strainer Hydraulic Diagnostic Ports 4000 Hour In-Tank Filter  ELECTRICAL: 24 Volt Electrical System Solid State Electrical Power Distribution System (2) Heavy Duty Batteries - each 950 Cold Cranking amps/190 minute Reserve Capacity Reserve Capacity Lockable Master Electrical Disconnect Switch Battery Terminal Safety Covers Pre-wired for Beacon/Strobe Light Lights: (2) Halogen Driving Lights with Guards (4) Front and (2) Rear Work Lights LED Turn Signals and Flashers LED Stop and Tail Lights Horn, Electric Reverse Warning Alarm Voltage Converter for 24V to 12V / 8 Amps Multi-Function / Multi-Language LCD Color Monitor includes: DIGITAL INSTRUMENTS ANALOG Display:  Hydraulic Oil Temperature Engine Coolant Temperature Transmission Oil Temperature Engine Oil Pressure DIGITAL Display: Engine RPM Transmission Gear / Direction Indicator Hour Meter Fuel Level DEF Level Speedometer Odometer		

Code	Description	QTY	List Price (USD)
	Outside Temperature Indicator Lights for Standard and Selected Options Indicator Lights For Amber Caution and Red Stop Operator Warning Messages BUILT-IN DIAGNOSTICS: Diagnostic Code Details Sensor Values Calibrations Individual Circuit Tester MENU DISPLAY: Codes Machine Settings Diagnostics Monitor Settings  OPERATOR'S STATION: ROPS Quiet Cab with Heater and Air Conditioning Defroster and Pressurizer Front and Rear Intermittent Windshield Wipers and Washers (1) Inside and (2) Outside Rear View Mirrors Left and Right Rear Side Opening Windows Sun Visor Keyless Start with Multiple Security Modes Sealed Switch Module with Function Indicators Seat with Back Rest Extension, Deep Foam, Fabric Cover, Adjustable Air Suspension for Weight/Height with Fore-Aft Adjustment and Adjustable Arm Rests Hydraulic Controls Integrated to Seat 3 Inch High Visibility Blaze Orange Seat Belt with Retractor (2) Cup Holders Lunch box (Cooler) Holder LED Dome and Reading Light 12 Volt Power Port Radio Ready Rubber Floor Mat Tilt Steering Column Textured Steering Wheel with		

Code	Description	QTY	List Price (USD)
	Spinner Knob Operator's Manual Storage Compartment Left Side Operator Station Access Slip-Resistant Steps and Ergonomically Located Handholds  Overall Vehicle: NeverGrease Rear Axle Oscillation Joints Front and Rear Tie Downs Front Fenders Rear Hitch with Locking Pin Articulation Locking Bar Boom Locking Bar 40 Degree Steering Articulation to Each Side with Rubber Cushion Stops on Frame Vandal Protection With Lockable Engine Enclosures, Right Counterweight Compartment, Battery Box, Filler Access for Radiator/Fuel/Hydraulic/Transmission Service Steps and Handholds Storage Compartment Fuel Tank Fill Strainer Heavy Duty Fuel Tank Guard Ground Level Fueling and DEF Less Tires and Wheels		
6041DW	624 P Wheel Loader	1	\$307,419.00
	Destination Code	Basic Factory Options - Required	
0202	United States		No Added Cost
	Operator's Manual and Language	Basic Factory Options - Required	
0259	English		No Added Cost

Code	Description	QTY	List Price (USD)
	English language for operator's manual and electronic content		
0287	Spanish Spanish language for operator's manual and electronic content		No Added Cost
	Labels		Basic Factory Options - Required
0351	Translated Text Labels Vehicle labels translated to selected language		No Added Cost
	Machine Configuration		Basic Factory Options - Required
0400	Standard Loader		No Added Cost
0401	Waste Handler The Waste Handler Package is a recommended configuration for loaders going into waste, scrap, or recycling applications. Additional guarding and options can be found in the G.R. Mfg. range  Requires the following: -Less Fenders -Less Hitch/Counterweight -Debris Package -Transmission & Bottom Guards		No Added Cost
0402	Agriculture Material Handling The Agriculture Material Handler Package is a recommended configuration for loaders going into agricultural applications like feed lots of dairies.  Requires the following: - Trim Package 2 Or 3 - Performance Package 1 or 2 - Joystick Controls - Three Function Hydraulics - Axle Oil Cooling & Filtration - Debris Package - Maintenance and Service Package		(\$1,412.00)



Code	Description	QTY	List Price (USD)
	Linkage Configuration	Basic Factory Options - Required	
0451	Standard Z-BAR		No Added Cost
0452	High Lift Z-BAR Adds 14.2 inches (360 mm) height to bucket hinge pin, fully raised over standard linkage. Rated tipping load and lift capacity will be lower than unit equipped with the standard boom.		\$4,700.00
0453	High Lift Plus Z-BAR Adds 25.2 inches (640 mm) height to bucket hinge pin, fully raised over standard linkage. Rated tipping load and lift capacity will be lower than unit equipped with the standard boom or high lift boom.		\$6,688.00
0454	Tool Carrier 524 P and 624 P  Parallel lift inkage optimized for maximum centerline visibilty between the boom slabs to see the work tool. Also has a lower profile for reaching underneath obstructions when compared to Z-Bar linkages.  Requires the following: - Trim Level 2 or 3 - Three or Four Function Hydraulics  Requires Hydraulic Coupler - JRB 416 Pattern, ydraulic Coupler - Hi-Vis/ISO Pattern, or Field Coupler Ready: Pins Only and Pin Disconnect Plumbing.		\$7,602.00
	Trim Packages	Basic Factory Options - Required	
0611	Level 1 Trim Includes: - Flat Black Exhaust - 100 Amp Alternator - 8 Amp Converter - Halogen Work and Drive Lights - Deluxe Seat, Cloth with Air Suspension - Less Radio - Less Ride Control		No Added Cost

Code	Description	QTY	List Price (USD)
0612	Level 2 Trim Includes: - Flat Black Exhaust - 140 Amp Alternator - 15 Amp Converter - Halogen Work and Drive Lights - Premium Seat, Heated and Ventilated with Heavy Duty Air Suspension - AM/FM/Weather Band (WB) Radio with Remote AUX Port - Ride Control		\$6,663.00
0613	Level 3 Trim Includes: - Flat Black Exhaust - 140 Amp Alternator - 30 Amp Converter - LED Work and Drive Lights - Premium Seat, Heated and Ventilated with Heavy Duty Air Suspension - Premium AM/FM/Weather Band (WB) with Bluetooth, Remote Aux and Remote USB Port - Ride Control		\$8,629.00
Performance Packages		Basic Factory Options - Required	
0654	Level 1 Performance This Package is recommended for machines that will be used on hard packed and well maintained surfaces. Package includes: - Locking Front Differential - Standard Rear Differential - Manual Diff Lock - Less Throttle Lock - Less Wheel Spin Control - 5-Speed Powershift Transmission		No Added Cost
0668	Level 2 Performance (Agriculture) This Package is recommended for machines that will be used in Agriculture applications. Package includes: - Locking Front Differential - Locking Rear Differential - Manual Diff Lock - Less Throttle Lock - Wheel Spin Control - 5-Speed Powershift Transmission		\$3,089.00

Code	Description	QTY	List Price (USD)
0656	<p>Level 2 Performance</p> <p>This Package is recommended for machines that will be used in unstable or unmaintained ground conditions doing V-pattern loading</p> <p>Package includes:</p> <ul style="list-style-type: none"> <li>- Locking Front Differential</li> <li>- Locking Rear Differential</li> <li>- Auto Diff Lock</li> <li>- Less Throttle Lock</li> <li>- Wheel Spin Control</li> <li>- 5-Speed Powershift Transmission</li> </ul>		\$4,589.00
0658	<p>Level 3 Performance</p> <p>This Package is recommended for machines that will be used on hard packed and well maintained surfaces doing load and carry or stockpiling</p> <p>Package includes:</p> <ul style="list-style-type: none"> <li>- Locking Front Differential</li> <li>- Standard Rear Differential</li> <li>- Manual Diff Lock</li> <li>- Throttle Lock</li> <li>- Less Wheel Spin Control</li> <li>- 5-Speed Powershift Transmission with Lock-up Torque Converter</li> </ul>		\$4,320.00
0659	<p>Level 4 Performance</p> <p>This Package is recommended for machines that will be used in unstable or unmaintained ground conditions doing load and carry or stockpiling</p> <p>Package includes:</p> <ul style="list-style-type: none"> <li>- Locking Front Differential</li> <li>- Locking Rear Differential</li> <li>- Auto Diff Lock</li> <li>- Throttle Lock</li> <li>- Wheel Spin Control</li> <li>- 5-Speed Powershift Transmission with Lock-up Torque Converter</li> </ul>		\$8,909.00
VISION SYSTEMS		Basic Factory Options - Required	
0951	<p>Rear Camera (Primary Display)</p> <p>Rear camera with display integrated into monitor</p>		No Added Cost
0952	<p>Rear Camera (Secondary Display)</p> <p>Rear camera with dedicated display</p>		\$1,486.00

Code	Description	QTY	List Price (USD)
0953	<b>Advanced Vision System</b>  Two digital cameras are installed on the rearview mirror platforms to widen the field of view making the area beside the rear tires visible from the operator seat. These views, along with that of the rearview camera are integrated into a dedicated single display within the cab.  * For night time operation it is highly recommended to equip the machine with the LED lighting package (See Trim Packages)		\$5,178.00
	Detection System	Basic Factory Options - Required	
1101	<b>Object Detection</b>  Includes an object detection system (radar) that provides audible alerts when objects are detected at the rear of the machine.  Only available with Rear Camera (Primary Display)		\$1,921.00
1102	<b>Advanced Object Detection</b>  Includes an object detection system (radar) that provides audible alerts when objects are detected at the rear of the machine. Also includes dynamic reversal projected path lines.		\$2,493.00
1100	Less Detection System		No Added Cost
	Operator's Station Steps	Basic Factory Options - Required	
1301	Left Side Steps		No Added Cost
1302	<b>Left and Right Side Steps</b>  Not for use with Less Fenders and Rear Platforms option		\$966.00
1303	<b>Close Mounted Left Side Steps</b>  Requires Less Fenders and Rear Platforms option		No Added Cost



Code	Description	QTY	List Price (USD)
	Machine Connectivity	Basic Factory Options - Required	
183E	<p>JDLink™</p> <p>Includes integrated cab wiring harness, antenna, and JDLink™ Modem (MTG).</p> <p>JDLink™ connectivity is enabled separately through the JDLink™ website. Connectivity service is subject to country availability.</p>		No Added Cost
183Q	<p>JDLink™ Satellite</p> <p>Includes integrated cab wiring harness, antenna, JDLink™ Modem's (Cellular MTG &amp; Satellite MTG).</p> <p>JDLink™ connectivity is enabled separately through the JDLink™ website. Connectivity service is subject to country availability.</p>		\$3,215.00
	Payload Scale	Basic Factory Options - Required	
2205	<p>SmartWeigh Ready + Trial</p> <p>The 250-hour SmartWeigh trial period enables the loader to be equipped with SmartWeigh components and software from the factory and utilize the system for 250 machine hours. After 250 hours, the solution will be disabled but an option to fully purchase the software via a software only field kit is available. Payload weighing information is displayed on the primary machine monitor.</p>		\$930.00
2206	<p>SmartWeigh</p> <p>SmartWeigh™ is a Deere designed and supported payload weighing solution that delivers accurate measurements, dynamic weighing capabilities, and is easy to calibrate. Payload weighing information is displayed on the primary machine monitor.</p>		\$4,643.00
2201	<p>Less Payload Scale w/ Cycle Counter</p> <p>Models will be shipped payload scale ready. A payload scale whole good field kit may be added at a later time.</p>		\$124.00
	Engine	Basic Factory Options - Required	
4095	John Deere 6.8L - FT4/SV		\$26,100.00

Code	Description	QTY	List Price (USD)
	John Deere Powertech PVS 6.8L Meets FT4/EU Stage V Emissions		
	Rear Hitch and Counterweights	Basic Factory Options - Required	
6522	Rear Counterweight & Rear Hitch w/ Pin		No Added Cost
6520	Less Counterweight & Rear Hitch		(\$1,338.00)
	Required for use in the following applications: - Waste Handler Configuration - Machines equipped with solid or foam filled tires - Machines installing "Rear Access Platform with Steps & Hand Holds" field kit		
	Hydraulic Controls	Basic Factory Options - Required	
7025	Single Axis Lever Controls		\$212.00
	Provides an individual hydraulic function control lever for the boom, bucket, and aux functions (if equipped).  * Only available for 2 function and 3 function hydraulics.		
7026	Joystick Controls		No Added Cost
	Provides a single lever (joystick) control for the boom and the bucket. Optional 3rd and 4th functions are controlled with proportional thumb rollers integrated in the joystick handle (if equipped for applicable models).		
	Hydraulic Systems	Basic Factory Options - Required	
7053	Two Function Hydraulics		No Added Cost
	Controls boom and bucket only.		
7054	Three Function Hydraulics		\$2,342.00
	Controls boom, bucket, and adds an auxiliary function (w/ boom lines).		

Code	Description	QTY	List Price (USD)
7055	Four Function Hydraulics Controls boom, bucket, and adds two auxiliary functions (w/ boom lines).		\$4,442.00
	Wheels and Tires	Basic Factory Options - Required	
	LESS WHEELS AND TIRES		
5100	Less Wheels & Tires		No Added Cost
5110	Firestone SGG - 20.5-25 L2 16PR Bias Tires w/ 3 PC Rims		\$13,762.00
5111	No Brand Preference - 20.5-25 L2 16PR Bias Tires w/ 3 PC Rims		\$12,495.00
5112	Titan Loader Grader - 20.5-25 L2 16PR Bias Tires w/ 3 PC Rims		\$13,230.00
5114	Michelin XTLA - 20.5R25 L2 1-Star Radial Tires w/ 3 PC Rims		\$19,197.00
5115	No Brand Preference - 20.5R25 L2 1-Star Radial Tires w/ 3 PC Rims		\$14,988.00
5117	Michelin XSNOPPLUS - 20.5R25 L2 1-Star Radial Tires w/ 3 PC Rims		\$20,947.00
5118	Continental EM-Master - 20.5R25 L3 1-Star Radial Tires w/ 3 PC Rims		\$16,500.00

Code	Description	QTY	List Price (USD)
5120	Bridgestone VJT - 20.5R25 L3 1-Star Radial Tires w/ 3 PC Rims		\$17,472.00
5121	No Brand Preference - 20.5R25 L3 1-Star Radial Tires w/ 3 PC Rims		\$14,986.00
5123	Rims Less Tires - 20.5R25 w/ 3 PC Rims		\$3,329.00
5153	Rims Less Tires - 600/65R25 w/ 3 PC Rims		\$3,344.00
5154	Michelin MMEGAXBIB - 620/75R26 Agriculture Tires w/ 1 PC Rims		\$20,286.00
5158	Michelin MMEGAXBIB - 750/65R26 Agriculture Tires w/ 1 PC Rims		\$20,842.00
5206	Firestone SRG - 20.5-25 L3 16PR Bias Tires w/ 3 PC Rims		\$14,784.00
5315	Michelin XHA2 - 20.5R25 L3 1-Star Radial Tires w/ 3 PC Rims		\$19,981.00
Fenders		Basic Factory Options - Required	
5552	Standard Front Fenders Includes: - Standard width front fenders		No Added Cost
5553	Full Coverage Front Fenders Includes: - Full width front fenders		\$336.00



Code	Description	QTY	List Price (USD)
5554	Full Coverage Front & Rear Fenders w/ Mudflaps Includes: - Full width front fenders - Full width rear fenders - Mudflaps		\$2,945.00
5550	Less Fenders And Rear Platforms Intended for severe applications like Wastehandling where fenders can be damaged.		No Added Cost
	Hydraulic Couplers or Attachment Mounting	Basic Factory Options - Required	
7408	Factory Pin-on Bucket Ready For use when ordering factory installed pin-on buckets.		No Added Cost
7403	Hydraulic Coupler - JRB 416 Pattern		\$8,494.00
7404	Hydraulic Coupler - Hi-Vis/ISO Pattern		\$8,494.00
7407	Field Bucket Ready: Pins Only For use with Field Installed Pin On Buckets  The pins shipped with the machine are compatible with Deere designed field installed pin-on buckets. Any other Buckets, Couplers, or Attachments must be reviewed prior to use.		\$839.00
7405	Field Coupler Ready - Pin Disconnect Plumbing For use with field installed Attachment couplers		\$1,524.00
	Buckets	Basic Factory Options - Required	
7800	Less Bucket		No Added Cost

Code	Description	QTY	List Price (USD)
7813	2.50 YD (1.90 CM) Enhanced Performance Bucket includes curved side cutters, integrated center section spill guard, and weld on skid shoes.		\$9,020.00
7816	2.75 YD (2.10 CM) Enhanced Performance Bucket includes curved side cutters, integrated center section spill guard, and weld on skid shoes.		\$9,794.00
7822	3.00 YD (2.30 CM) Enhanced Performance Bucket includes curved side cutters, integrated center section spill guard, and weld on skid shoes.		\$10,541.00
7823	3.25 YD (2.50 CM) Enhanced Performance Bucket includes curved side cutters, integrated center section spill guard, and weld on skid shoes.		\$10,910.00
7827	3.50 YD (2.70 CM) Enhanced Performance Bucket includes curved side cutters, integrated center section spill guard, and weld on skid shoes.		\$11,692.00
7829	3.75 YD (2.90 CM) Enhanced Performance Bucket includes curved side cutters, integrated center section spill guard, and weld on skid shoes.		\$12,895.00
7831	4.00 YD (3.10 CM) Light Material Bucket includes curved side cutters, integrated center section spill guard, and weld on skid shoes.		\$15,199.00
7836	4.50 YD (3.45 CM) Light Material Bucket includes curved side cutters, integrated center section spill guard, and weld on skid shoes.		\$16,602.00
7843	5.25 YD (4.00 CM) Light Material Bucket includes curved side cutters, integrated center section spill guard, and weld on skid shoes.		\$18,561.00
Cutting Edges/Segments/Teeth		Basic Factory Options - Required	

Code	Description	QTY	List Price (USD)
7458	Bolt-On Cutting Edge		\$1,036.00
7464	Teeth with Segments		\$2,660.00
7465	Less Cutting Edge, Segments, and Teeth		No Added Cost
	Fork Frame	Basic Factory Options - Required	
7501	60 Inch (1524mm) Wide Fork Frame		\$10,076.00
7503	96 Inch (2438mm) Wide Fork Frame		\$13,380.00
7500	Less Fork Frame		No Added Cost
	Fork Tines	Basic Factory Options - Required	
7701	48 Inch (1219mm) Construction Tines		\$1,902.00
7702	60 Inch (1524mm) Construction Tines		\$2,562.00
7703	72 Inch (1829mm) Construction Tines		\$3,635.00

Code	Description	QTY	List Price (USD)
7700	Less Tines		No Added Cost

#### Optional

#### COLD WEATHER PACKAGES - ORDER AS DESIRED

Field Installed Attachments - Optional

8500	Cold Weather Package		\$518.00
	<p>This Package is recommended for machines that will spend extended periods of time working in colder environments</p> <p>Package includes:</p> <ul style="list-style-type: none"> <li>- Block Heater</li> <li>- Hydrau XR Hydraulic Oil (provides all-season capability in ambient temperatures ranging from -40C to 40C (-40F to 104F))</li> </ul> <p>* Selection of this package will also require the machine to be equipped with option code 8295 (Heated and Powered Exterior Mirrors)</p>		

8065	Cold Weather Starting		\$255.00
	<p>Includes:</p> <ul style="list-style-type: none"> <li>- Engine Block Heater</li> </ul>		

8295	Heated And Powered Exterior Mirrors		\$747.00
------	-------------------------------------	--	----------

#### DEBRIS PACKAGES - ORDER AS DESIRED

Field Installed Attachments - Optional

8501	Debris Package		\$3,425.00
	<p>This Package is recommended for machines working in dusty or high debris applications.</p> <p>Package includes:</p> <ul style="list-style-type: none"> <li>- Automatic Reversing Hydraulic Fan</li> <li>- Cab Fresh Air Precleaner</li> <li>- Engine Air Intake System with Centrifugal Precleaner</li> </ul>		

8505	Guards - Transmission & Bottom		\$2,135.00
------	--------------------------------	--	------------

Code	Description	QTY	List Price (USD)
MAINTENANCE AND SERVICE PACKAGES - ORDER AS DESIRED		Field Installed Attachments - Optional	
8502	Maintenance and Service Package Package includes: - Engine Compartment Light - Environmental Drain		\$620.00
AUXILIARY EQUIPMENT PACKAGES - ORDER AS DESIRED		Field Installed Attachments - Optional	
8508	Auxiliary Equipment Package Package includes: - Beacon Light (Amber) - Seat Belt Indicator Beacon Light (Green) - Fire Extinguisher - Slow Moving Vehicle Emblem - License Plate Bracket		\$1,175.00
8205	Four Point Seat Belt		\$832.00
8213	Chrome Curved Stack		\$700.00
Operator's Station-Order As Desired		Field Installed Attachments - Optional	
8210	Secondary Steering Secondary Steering is NOT Joystick Steering Control. Secondary steering is used in the event of a failure of the normal steering power source(s), or if engine shuts down while the machine is in motion and allows temporary steering of the machine by using an electric motor powered steering pump or a ground driven steering pump (depending on loader model) to provide temporary hydraulic pressure and flow to the steering cylinders.		\$2,933.00

Code	Description	QTY	List Price (USD)
	No Tire Brand Preference - Order As Desired	Field Installed Attachments - Optional	
8013	20.5-25 L2 16PR Bias Tires w/ 3 PC Rims - No Brand Preference		No Added Cost
8014	20.5R25 L2 1-Star Radial Tires w/ 3 PC Rims - No Brand Preference		No Added Cost
8015	20.5R25 L3 1-Star Radial Tires w/ 3 PC Rims - No Brand Preference		No Added Cost
	Miscellaneous - Order As Desired	Field Installed Attachments - Optional	
8082	Electrical Corrosion Prevention Package Preventive corrosion treatment for use in corrosive environments. Preventive corrosion treatment includes dielectric grease for electrical connections and polyurethane-based sealant on exposed terminals.		\$1,496.00
8154	Lift Hooks		\$472.00
8101	Finish Paint Less Decals - Translated For custom paint. Non-Paintable charcoal grey cab roof. Decals packaged with machine. Safety decals installed.		No Added Cost
8039	Non-Export Rust Preventive Coating Coating protects exposed unpainted surfaces from road salt during shipment.		\$246.00
	Attachments		
	Payload Scale	Field Installed Attachments - Optional	

Code	Description	QTY	List Price (USD)
AT546149	<b>Smartweigh Kit (Software Only)</b> Required to be ordered with Smartweigh Kit (Hardware Only) or as a Trial Upgrade This is a software only kit that is needed to add SmartWeigh after the 250 hour trial period or when also adding SmartWeigh hardware to machines built with Less Payload Scale.		\$4,164.28
BYT11767	<b>Cycle Counter Switch Field Kit</b>		\$121.00
BYT13279	<b>Smartweigh Kit (Hardware Only) for Machines with Advanced Vision System and Less Detection System</b> Requires also ordering AT546149 Smartweigh Kit (Software Only) available through JDPoint Field kit includes all hardware components to add SmartWeigh to machines that were built Less Payload Scale or were equipped with a Topcon Scale.		\$714.00
BYT13274	<b>Smartweigh Kit (Hardware Only) for Machines without Advanced Vision System or Advanced Object Detection</b> Requires also ordering AT546149 Smartweigh Kit (Software Only) available through JDPoint Field kit includes all hardware components to add SmartWeigh to machines that were built Less Payload Scale or were equipped with a Topcon Scale.		\$714.00
BYT13250	<b>Smartweigh Kit (Hardware Only) for Machines with Advanced Vision System and Advanced Object Detection</b> Requires also ordering AT546149 Smartweigh Kit (Software Only) available through JDPoint Field kit includes all hardware components to add SmartWeigh to machines that were built Less Payload Scale or were equipped with a Topcon Scale		\$714.00
<b>Fenders</b>		<b>Field Installed Attachments - Optional</b>	
BYT11204	<b>Right Side Steps and Handholds with Mudflaps</b>		\$951.00
BYT11202	<b>Full Coverage Front and Rear Fenders with Mudflaps</b> Fender Kit contains all parts necessary to convert a machine from the base factory option of Standard Front Fenders to the equivalent of the factory option of Full Coverage Front and Rear Fenders with Mudflaps. Includes full width front and rear fenders, mudflaps on front and rear fenders, and wiper flaps on front fenders to reduce tire spray while traveling fast in wet conditions. Fender width is wider than tire by design to capture more tire spray but is		\$2,602.00

Code	Description	QTY	List Price (USD)
	susceptible to damage if tire brushes against objects from the side.		
	Maintenance and Service Package	Field Installed Attachments - Optional	
BYT11260	Engine Compartment Light		\$168.00
BYT11228	Environmental Drains and Sampling Ports		\$381.00
	Includes transmission drain valve, hoses to all drain valves and hardware to safely drain vehicle fluids.		
	Performance Package	Field Installed Attachments - Optional	
AT362998	Automatic Axle Differential Lock (Auto-Diff/Lock)		\$1,581.00
	Trim Package	Field Installed Attachments - Optional	
BYT11259	24 Volt to 12 Volt - 30 Amp Converter		\$341.00
BYT12689	Ride Control Kit		\$4,563.00
	For Machine Serial # 15418 and up		
	Transmission and Bottom Guards are recommended in applications where underside is vulnerable.		
	Hydraulic Couplers	Field Installed Attachments - Optional	
BYT10637	Hydraulic Coupler - Hi-Vis/ISO Pattern		\$7,207.00
	For use with Standard, High Lift, and High Lift Plus Z-Bar Linkages Linkage		



Code	Description	QTY	List Price (USD)
BYT11246	<p>3rd Function Plumbing from Boom to Coupler</p> <p>For use on units with factory 3rd function hydraulics having a coupler added in the field.</p> <p>Kit does not include hoses and will require dealer to manufacture hoses per installation instructions.</p>		\$207.00
BYT10638	<p>Hydraulic Coupler - JRB 416 Pattern</p> <p>For use with Standard, High Lift, and High Lift Plus Z-Bar Linkages Linkage</p>		\$7,207.00
BYT11244	<p>Cable Reinforced Coupler Plumbing kit</p> <p>Provides plumbing from boom cross tube to the coupler.</p> <p>For use with Deere designed JRB 416 style coupler added in the field.</p>		\$218.00
BYT11133	<p>Hydraulic Coupler - JRB 416 Pattern</p> <p>For use with Tool Carrier Linkage</p>		\$8,880.00
BYT11134	<p>Hydraulic Coupler - Hi-Vis/ISO Pattern</p> <p>For use with Tool Carrier Linkage</p>		\$8,880.00
BYT11245	<p>Cable Reinforced Coupler Plumbing kit - Hi-Vis/ISO</p> <p>Provides plumbing from boom cross tube to the coupler.</p> <p>For use with Deere designed Hi-Vis/ISO style coupler added in the field.</p>		\$368.00
AT330639	<p>Coupler Attachment Adapter Hook Plates, (2) Hi-Vis</p> <p>Installation instructions T211880</p>		\$2,172.00
BYT12703	<p>Attachment Coupler Plumbing Kit - High Lift Plus Linkage</p> <p>For Machine Serial # 15418 and up</p> <p>For use with field installed Attachment couplers.</p> <p>Includes hydraulic lines from control valve to loader boom cross tube.</p>		\$472.00
BYT12702	<p>Attachment Coupler Plumbing Kit - High Lift Linkage</p> <p>For Machine Serial # 15418 and up</p> <p>For use with field installed Attachment couplers.</p>		\$472.00

Code	Description	QTY	List Price (USD)
	Includes hydraulic lines from control valve to loader boom cross tube.		
BYT12690	<p>Hydraulic Control Valve for Attachment Coupler Locking Pins</p> <p>For Machine Serial # 15418 and up</p> <p>For use with field installed Attachment couplers. Includes solenoid valve and and software to program SSM switch to operate coupler. Both Attachment Coupler Plumbing and Cable Reinforced Coupler Plumbing kits are needed to provide plumbing from the valve to the coupler.</p>		\$899.00
BYT12701	<p>Attachment Coupler Plumbing Kit - Standard Z-Bar Linkage</p> <p>For Machine Serial # 15418 and up</p> <p>For use with field installed Attachment couplers. Includes hydraulic lines from control valve to loader boom cross tube.</p>		\$472.00
Buckets		Field Installed Attachments - Optional	
BYT10778	<p>4.00 Cu. Yd. Hi-Vis Coupler Light Material w/ Cutting Edge</p> <p>114" (2896 mm) wide Hi-Vis coupler hook-on Enhanced Production Light Material bucket with Bolt on Cutting Edges, Bolt on Skid Shoes, and integrated spill guard. Side cutters are also available as field kits.</p>		\$14,834.00
BYT10777	<p>4.50 Cu. Yd. Hi-Vis Coupler Light Material w/ Cutting Edge</p> <p>114" (2896 mm) wide Hi-Vis coupler hook-on Enhanced Production Light Material bucket with Bolt on Cutting Edges, Bolt on Skid Shoes, and integrated spill guard. Side cutters are also available as field kits.</p>		\$16,038.00
BYT10776	<p>5.25 Cu. Yd. Hi-Vis Coupler Light Material w/ Cutting Edge</p> <p>120" (3048 mm) wide Hi-Vis coupler hook-on Enhanced Production Light Material bucket with Bolt on Cutting Edges, Bolt on Skid Shoes, and integrated spill guard. Side cutters are also available as field kits.</p>		\$17,723.00
BYT10633	<p>3.5 Cu. Yd. YD Pin-on Bucket w/ Cutting Edge</p> <p>106" (2692mm) wide pin-on Enhanced Production bucket with weld-on Skid Shoes and integrated spill guard. Not for use with Tool Carrier Linkage</p>		\$11,827.00
BYT10608	<p>3.25 Cu. Yd. Hi-Vis Coupler Bucket w/ Cutting Edge</p> <p>106" (2692mm) wide Hi-Vis coupler hook-on Enhanced Production bucket with</p>		\$11,152.00

Code	Description	QTY	List Price (USD)
	weld-on Skid Shoes and integrated spill guard		
BYT10634	3.75 Cu. Yd. YD Pin-on Bucket w/ Cutting Edge 106" (2692mm) wide pin-on Enhanced Production bucket with weld-on Skid Shoes and integrated spill guard. Not for use with Tool Carrier Linkage		\$12,857.00
BYT10616	3.75 Cu. Yd. Hi-Vis Coupler Bucket w/ Cutting Edge 106" (2692mm) wide Hi-Vis coupler hook-on Enhanced Production bucket with weld-on Skid Shoes and integrated spill guard Not recommended for use with High Lift or High Lift Plus Linkages		\$12,857.00
BYT10780	4.50 Cu. Yd. Std. Coupler Light Material w/ Cutting Edge 114" (2896 mm) wide JRB 416 Compatible coupler hook-on Enhanced Production Light Material bucket with Bolt on Cutting Edges, Bolt on Skid Shoes, and integrated spill guard. Side cutters are also available as field kits.		\$16,038.00
BYT10613	3.5 Cu. Yd. Hi-Vis Coupler Bucket w/ Cutting Edge 106" (2692mm) wide Hi-Vis coupler hook-on Enhanced Production bucket with weld-on Skid Shoes and integrated spill guard Not recommended for use with High Lift or High Lift Plus Linkages Not recommended for use with High Lift Plus Linkage		\$11,827.00
BYT10627	3.25 Cu. Yd. Std. Coupler Bucket w/ Cutting Edge 106" (2692mm) wide JRB 416 Compatible coupler hook-on Enhanced Production bucket with weld-on Skid Shoes and integrated spill guard		\$11,152.00
BYT10629	3.75 Cu. Yd. Std. Coupler Bucket w/ Cutting Edge 106" (2692mm) wide JRB 416 Compatible coupler hook-on Enhanced Production bucket with weld-on Skid Shoes and integrated spill guard Not recommended for use with High Lift or High Lift Plus Linkages		\$12,857.00
BYT10781	5.25 Cu. Yd. Std. Coupler Light Material w/ Cutting Edge 1120 (3048 mm) wide JRB 416 Compatible coupler hook-on Enhanced Production Light Material bucket with Bolt on Cutting Edges, Bolt on Skid Shoes, and integrated spill guard. Side cutters are also available as field kits.		\$17,723.00
BYT10628	3.5 Cu. Yd. Std. Coupler Bucket w/ Cutting Edge 106" (2692mm) wide JRB 416 Compatible coupler hook-on Enhanced Production bucket with weld-on Skid Shoes and integrated spill guard Not recommended for use with High Lift or High Lift Plus Linkages Not recommended for use with High Lift Plus Linkage		\$11,827.00

Code	Description	QTY	List Price (USD)
BYT10779	<p>4.00 Cu. Yd. Std. Coupler Light Material w/ Cutting Edge</p> <p>114" (2896 mm) wide JRB 416 Compatible coupler hook-on Enhanced Production Light Material bucket with Bolt on Cutting Edges, Bolt on Skid Shoes, and integrated spill guard. Side cutters are also available as field kits.</p>		\$14,834.00
Auxiliary Equipment Package		Field Installed Attachments - Optional	
BYT11857	<p>Seat Belt with Minder Switch and External Indicator Light Kit</p> <p>The seat belt Minder System monitors seat belt status and reports through JDLink when enabled. The external indicator light is a green strobe beacon mounted on the right hand corner of the cab that flashes anytime the unit is running and the seat belt is latched.</p>		\$530.00
BYT11266	<p>License Plate Bracket</p> <p>Includes light for night time illumination.</p>		\$165.00
BYT11547	<p>Strobe Beacon with Mounting Brackets</p> <p>Kit includes one strobe beacon and two hinged mounting brackets, one for each side of the machine. Each side of the machine is pre-wired for the beacon so beacon can be installed on either side.</p>		\$689.00
Hydraulics/Controls		Field Installed Attachments - Optional	
AT455552	<p>High-Altitude Hydraulic Kit</p> <p>For use at high altitudes to improve hydraulic performance by pressurizing the hydraulic tank. For use above 10,000 feet.</p>		\$634.00
BYT12742	<p>4th Function Hydraulics - Tool Carrier</p> <p>For Machine Serial # 15418 and up</p> <p>Includes 4th function hydraulic valve section. Not for use with single axis control levers. Requires joystick control lever. Does not include in-cab control function.</p> <p>Kit does not include hoses and will require dealer to manufacture hoses per installation instructions.</p>		\$5,151.00
BYT11186	Single Axis Controls Conversion to Joystick Controls (2 or 3-Function)		\$1,253.00

Code	Description	QTY	List Price (USD)
	To convert from 2 or 3-Lever single axis controls with steering column FNR lever to single joystick hydraulic control lever with FNR and integrated auxiliary function roller.		
BYT11268	3rd Function Single Axis Lever		\$318.00
	In-cab control lever only for updating units equipped with two-function single axis controls to three-function single axis controls. Not for use with joystick control lever. Does not include hydraulic valve section or any associated plumbing.		
BYT12730	3rd Function Hydraulics		\$5,151.00
	For Machine Serial # 15418 and up  Includes third function hydraulic valve section. Does not include in-cab control function.  Kit does not include hoses and will require dealer to manufacture hoses per installation instructions.		
BYT12732	4th Function Hydraulics		\$5,151.00
	For Machine Serial # 15418 and up  Includes 4th function hydraulic valve section. Not for use with single axis control levers. Requires joystick control lever. Does not include in-cab control function.  Kit does not include hoses and will require dealer to manufacture hoses per installation instructions.		
BYT12756	5th/6th Function Hydraulics		\$5,467.00
	For Machine Serial # 15418 and up  Includes hydraulic valve section and tie rods which allow for 5th and/or 6th auxiliary functions. A separate kit would need to be ordered to add both 5th and 6th functions to an existing 4-function valve. Does not include in-cab control function. Unit must be equipped with 4-function joystick control lever to operate 5th and 6th functions. If unit is equipped with 3-function joystick controller then a new 4-function joystick control lever will be required. 5th and 6th functions are not compatible with single axis controls.  Kit does not include hoses and will require dealer to manufacture hoses per installation instructions.		
BYT11988	Steering Column FNR Kit		\$402.00
	Adds a column mounted FNR lever to machines		

Code	Description	QTY	List Price (USD)
BYT12749	<p>5th/6th Function Hydraulics</p> <p>For Machine Serial # 15418 and up</p> <p>Includes hydraulic valve section and tie rods which allow for 5th and/or 6th auxiliary functions. A separate kit would need to be ordered to add both 5th and 6th functions to an existing 4-function valve.</p> <p>Does not include in-cab control function. Unit must be equipped with 4-function joystick control lever to operate 5th and 6th functions. If unit is equipped with 3-function joystick controller then a new 4-function joystick control lever will be required. 5th and 6th functions are not compatible with single axis controls.</p> <p>Kit does not include hoses and will require dealer to manufacture hoses per installation instructions.</p>		\$5,467.00
BYT11250	<p>Joystick Controls Conversion to Single Axis Controls (2-Function)</p> <p>To convert from single joystick hydraulic control lever with FNR to 2-Lever single axis controls with steering column FNR lever.</p>		\$1,275.00
BYT11187	<p>Joystick Controls Conversion to Single Axis Controls (3-Function)</p> <p>To convert from single joystick hydraulic control lever with FNR and auxiliary function to 3-Lever single axis controls with steering column FNR lever.</p>		\$1,591.00
BYT11251	<p>Single Axis Controls Conversion to Joystick Controls (4, 5, or 6-Function)</p> <p>To convert from 2 or 3-Lever single axis controls with steering column FNR lever to single joystick hydraulic control lever with FNR and integrated auxiliary function rollers for 4, 5, or 6-functions.</p> <p>Kit only updates in-cab controls and does not include valve sections or plumbing.</p>		\$1,559.00
BYT11252	<p>Joystick Controls (2 or 3 function) Conversion to Joystick Controls (4, 5, or 6-Function)</p> <p>To convert from single joystick hydraulic control lever with FNR and one integrated auxiliary function roller (2 or 3 function) to single joystick hydraulic control lever with FNR and two integrated auxiliary function rollers for 4, 5, or 6-functions.</p> <p>Kit only updates in-cab controls and does not include valve sections or plumbing.</p>		\$1,212.00
Vision Systems		Field Installed Attachments - Optional	
BYT11265	<p>Dedicated 7-inch Rear Camera Display</p> <p>Provides a separate and dedicated 7 inch display monitor for displaying</p>		\$1,527.00

Code	Description	QTY	List Price (USD)
	continuous rear view camera imagery and allowing standard monitor to display without interruption.		
BYT13242	Advanced Vision System (for machines not equipped with SmartWeigh)		\$7,500.00
BYT13241	Rear Camera Only Kit		\$275.00
BYT13281	Advanced Vision System (for machines equipped with SmartWeigh)		\$6,136.00
Operator Station		Field Installed Attachments - Optional	
BYT11267	24V Aux Electrical Output Kit		\$179.00
	Provides 24V output to allow operation of electrical solenoid valves or other electrical components from the hydraulic controls through the multi-function button.		
BYT12717	Secondary Steering System		\$2,645.00
	For Machine Serial # 15418 and up		
	Secondary Steering is NOT Joystick Steering Control. Secondary steering is used in the event of a failure of the normal steering power source(s), or if engine shuts down while the machine is in motion and allows temporary steering of the machine by using an electric motor powered steering pump or a ground driven steering pump (depending on loader model) to provide temporary hydraulic pressure and flow to the steering cylinders.		
BYT12987	Premium Radio Kit (AM/FM/WB) w/ Bluetooth and Remote Aux/USB Ports		\$983.00
BYT11300	CB Radio Antenna Kit		\$152.00
	Kit includes CB Radio Antenna, Antenna Cable, Mounting Brackets, and Hardware		
BYT11407	Satellite Radio Installation Kit		\$428.00
	Kit includes a Satellite Radio Antenna, Satellite Radio Receiver, Satellite Radio		

Code	Description	QTY	List Price (USD)
	Harness, and mounting brackets to allow the existing radio to receive and play Satellite radio broadcast signals. The kit does not include a Satellite radio subscription and an existing radio is required.		
	G.R.Mfg.	Field Installed Attachments - Optional	
	<p>G.R. Manufacturing, Inc.</p> <p>* Kits listed below must be ordered through John Deere.</p> <p>* F.O.B. Trussville, Alabama</p> <p>* All kits include installation instructions</p> <p>* All warranty, repair parts, technical support and assistance, and sales support and assistance will be the responsibility of G.R. Manufacturing, Inc., and will be handled directly between the Dealer and G.R. Manufacturing, Inc.</p> <p>G.R. Manufacturing, Inc.</p> <p>4800 Commerce Drive</p> <p>Trussville, Alabama 35173</p> <p>Phone: (800)841-8001</p> <p>Fax: (205)655-8005</p>		
BYT11112	624 Wheel Loader Waste Handler Package, Installed		\$38,161.00
	<p>Requires Waste Handler Configuration option from Factory</p> <p>Installed package includes the following:</p> <p>Axle Seal Guards</p> <p>Boom Cylinder Hydraulic Line &amp; Cavity Guards</p> <p>Bucket Cylinder Hydraulic Line/Rod/Sensor Guard</p> <p>Articulation Joint Guards</p> <p>Hydraulic Tank and Cab Entry Step Guard</p> <p>Extreme Service Transmission Side Guards</p> <p>Extreme Service Loader Frame Front Cover</p> <p>Extreme Service Guards for Loader Drive, Work, &amp; Turn Lights</p> <p>Full Frontal Cab Window Guard (does not meet SAE J1084 Forestry Standard)</p> <p>Rear Loader Frame Guard</p> <p>4th Gear Disabled</p> <p>Strobe Light Right Rear Cab Roof Mounted, Fold Down</p> <p>Lower Boom &amp; Bucket Grease Fitting Guards</p> <p>Rear Access Platforms with Flexible Step, Hand Holds &amp; Tie Downs</p> <p>Battery Disconnect Switch Compartment Guard</p> <p>Precleaner Prescreen Kit</p>		
BYT11087	Hyd Operated Extreme Service Bottom Guards		\$8,349.00
	Cannot be used with code 3110 Axle Auto Diff Lock or 9410 Transmission & Bottom Guards.		
BYT11092	Heavy-Duty Rear Grille Guard		\$3,505.00
BYT11090	Front Screen for Cab		\$3,830.00

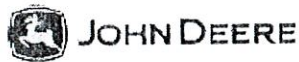


Code	Description	QTY	List Price (USD)
	Front Screen will fully open to facilitate cleaning. ISO 8084 CERTIFIED Not compatible with tool carrier linkage configuration		
BYT11093	Rear Tire Deflector Kit Required when machine is equipped with solid or foam filled tires.		\$9,086.00
BYT11086	Axle Seal Guards		\$1,575.00
BYT11089	Boom Cylinder Hydraulic Line & Cavity Guards		\$4,083.00
BYT11091	Cab Side and Rear Screen Package		\$6,556.00
BYT11088	Heavy-Duty Service Cab Entry Step		\$1,236.00
	Forks	Field Installed Attachments - Optional	
BYT11129	96 in. (2.44 m) Coupler Fork Frame Carriage w/ (2) 72 in. (1.83 m) Tines Compatible with JRB 416 pattern hook-on coupler		\$15,755.00
BYT11130	96 in. (2.44 m) Hi-Vis Coupler Fork Frame Carriage w/ (2) 72 in. (1.83 m) Tines Compatible with Hi-Vis/ISO pattern hook-on coupler		\$15,755.00
BYT10663	60 in. (1.52 m) Hi-Vis Coupler Fork Frame Carriage w/ (2) 60 in. (1.52 m) Tines Compatible with Hi-Vis/ISO pattern hook-on coupler		\$12,193.00
BYT10664	60 in. (1.52 m) Coupler Fork Frame Carriage w/ (2) 48 in. (1.219 m) Tines Compatible with JRB 416 pattern hook-on coupler		\$11,658.00

Code	Description	QTY	List Price (USD)
BYT10662	60 in. (1.52 m) Hi-Vis Coupler Fork Frame Carriage w/ (2) 48 in. (1.219 m) Tines Compatible with Hi-Vis/ISO pattern hook-on coupler		\$11,658.00
BYT10840	96 in. (2.44 m) Coupler Fork Frame Carriage w/ (2) 60 in. (1.52 m) Tines Compatible with JRB 416 pattern hook-on coupler		\$15,227.00
BYT11127	60 in. (1.52 m) Coupler Fork Frame Carriage w/ (2) 72 in. (1.83 m) Tines Compatible with JRB 416 pattern hook-on coupler		\$12,729.00
BYT10665	60 in. (1.52 m) Coupler Fork Frame Carriage w/ (2) 60 in. (1.52 m) Tines Compatible with JRB 416 pattern hook-on coupler.		\$12,193.00
BYT10841	96 in. (2.44 m) Hi-Vis Coupler Fork Frame Carriage w/ (2) 60 in. (1.52 m) Tines Compatible with Hi-Vis/ISO pattern hook-on coupler		\$15,227.00
BYT11128	60 in. (1.52 m) Hi-Vis Coupler Fork Frame Carriage w/ (2) 72 in. (1.83 m) Tines Compatible with Hi-Vis/ISO pattern hook-on coupler		\$12,729.00
Detection System		Field Installed Attachments - Optional	
BYT13238	Advanced Object Detection Kit for machines with SmartWeigh		\$3,069.00
BYT13271	Advanced Object Detection Kit for machines without SmartWeigh		\$3,069.00
Miscellaneous		Field Installed Attachments - Optional	
BYT12476	CAN Gateway Device		\$293.00

Code	Description	QTY	List Price (USD)
	Mainframe/Structures	Field Installed Attachments - Optional	
BYT13128	Battery Box, Steel Extreme Conditions		\$821.00
	Debris Package	Field Installed Attachments - Optional	
BYT12102	Automatic Reversing Hydraulic Fan		\$1,661.00
	Hydraulically driven fan with proportional fan speed control based on cooling demands to save fuel and reduce noise. Automatic Reversing fan to purge debris and dust on cooling system inlet screens and coolers periodically to reduce cleaning. Reversing intervals can be set in the monitor.		
	Requires Engine Air Intake with Centrifugal Precleaner		
BYT11253	Powered Cab Air Pre-Cleaner		\$878.00
	Extends cab air filter change intervals		
	Cutting Edges/Segments/Teeth	Field Installed Attachments - Optional	
AT446204	Side Cutting Edge for Light Material Bucket		\$278.00
	Includes cutting edges and hardware for both sides of bucket		

Manufacturer's Suggested List Price shown. Retail prices may vary by dealer. Unless stated otherwise, taxes, freight, setup, delivery and other dealer specific charges not included in the pricing. Options/items noted with anything other than price will have additional costs. Pricing, availability, and specifications subject to change without notice. Special program pricing may be available on certain models. See dealer for details. Prices shown are in U.S. dollars and valid only in the U.S.



## STANDARD WARRANTY FOR NEW JOHN DEERE CONSTRUCTION, COMPACT CONSTRUCTION (CCE) FORESTRY, AND UTILITY PRODUCTS – US & CANADA

- **Construction & Forestry Products:** 12 months/unlimited hours (whichever occurs first) Full Machine Standard Warranty
- **Compact Construction Equipment (CCE) Products:** 24 months or 2000 hours (whichever occurs first) Full Machine Standard Warranty
- **C&E Series Pull-Type Scrapers:** 6 months Full Machine Standard Warranty
- **DC & DE Pull-Type Scrapers:** 12 months Full Machine Standard Warranty
- **Scraper Tractors:** 24 Months or 2000 Hours (whichever occurs first) Full Machine Standard Warranty
- **Forestry Attachments:** 12 Months or 2000 Hours (whichever occurs first) Full Machine Standard Warranty

The "Standard Warranty" is part of the warranty protection package available from John Deere Construction & Forestry Company (John Deere Limited in Canada) ("John Deere") to purchasers of new John Deere products ("product"):

**STANDARD Warranty** is John Deere's standard new product warranty, described in this document, provided at no additional charge to the purchaser.

**EXTENDED Warranty** is a separate repair contract made available by John Deere for purchasers who wish to complement their Standard Warranty coverage. Complete Extended Warranty details, including coverage options and limitations, are set forth in the Application for Extended Warranty, which is available from authorized John Deere dealers.

**STRUCTURALL Warranty** applies to certain structural components as listed below and as described in this document.

**FACTORY-INSTALLED UNDERCARRIAGE Warranty** applies to certain undercarriage components as listed below and as described in this document.

### A. STANDARD WARRANTY - GENERAL PROVISIONS

John Deere will repair or replace, at its option, any parts (except those specified below) of a new John Deere product that, as delivered to the original retail purchaser(s), are defective in material or workmanship. Performance of this warranty will be free of charge for parts and labor, except as otherwise stated below. Standard Warranty applies only to purchases from John Deere and authorized John Deere dealers and, except as otherwise provided in the next sentence and section L below, is extended only to the original retail purchaser of the product. Remaining Standard Warranty applicable to a used John Deere product is transferred to a subsequent purchaser of the product only if the subsequent purchaser requests a transfer from an authorized John Deere dealer before the product's Standard Warranty expires. Coverage begins on the date of delivery of the product to the original retail purchaser. For purposes of this warranty, a product that has been rented, used for demonstration purposes for 150 or more hours, or otherwise used prior to its original retail purchase has been "used" for the total duration of such use. Warranty statements required by law covering engine emissions-related parts and components are found on a separate written warranty certificate provided to the purchaser at the time of the original retail purchase.

### B. WHAT IS COVERED BY STANDARD WARRANTY

All parts of a new John Deere product (except those noted in Sections D and E below) are covered during the Standard Warranty period set out above.

### C. EXCLUSIVE REMEDY

The repair or replacement of covered parts or components that are defective, as provided in Sections A, B, D.2 and D.3 herein, shall be the purchaser's exclusive remedy for any defect in the product. However, if after repeated attempts such repair or replacement fails to correct the performance problem caused by the defect, the purchaser's sole remedy shall be a refund of the amount paid for the product (in exchange for a return of the product), excluding any transportation charges, license fees, taxes and insurance premiums, and less a reasonable allowance for use of the product prior to its return. In no event will the dealer, John Deere or any company affiliated with John Deere be liable for any incidental or consequential damages, including but not limited to loss of profits, rental of substitute equipment or other commercial loss. Correction of defects in the manner provided above shall constitute fulfillment of



all liabilities of the Dealer, John Deere, or any company affiliated with John Deere to the purchaser or any other person, whether based upon contract, tort, strict liability, or otherwise. This limitation does not apply to claims for personal injury.

#### A. ITEMS COVERED SEPARATELY -

1. Standard Warranty does not apply to batteries, radios, tires, cameras, or to Cummins, MTU or Detroit Diesel Engines installed in John Deere products, which are covered by separate written warranties.
2. Factory-Installed Undercarriage Warranty covers all non-rubberized factory-installed undercarriage wear components for 3 years or 4,000 hours from the date of delivery to the original retail purchaser, whichever occurs first (unless terminated earlier under Section F, below). For purposes of this warranty, a product that has been rented, used for demonstration purposes for 150 or more hours, or otherwise used prior to its original retail purchase has been "used" for the total duration of such use. In addition to the items listed in section E below, Factory-Installed Undercarriage Warranty does not cover: failures due to wear, machine application, maintenance practices, or improper machine configuration; removal and installation labor; transportation or hauling costs; unapproved parts; non-wear items; and rubberized undercarriage components such as rubber tracks. Warranty claims will be pro-rated based upon wear of the failed component and whether track shoe width is approved by John Deere. Factory-Installed Undercarriage Warranty does not apply to Scraper Tractors.
3. StructurALL Warranty for new John Deere Products (except Compact Excavators & Loaders, Skid-Steer Loaders, Compact Track Loaders, Scraper Tractors, Pull-Type Scrapers, and Forestry Attachments, which are not eligible for StructurALL Warranty) begins at the date of delivery to the original retail purchaser and ends (unless terminated earlier under Section F, below) after three (3) years, or 10,000 hours (whichever occurs first). For purposes of this warranty, a product that has been rented, used for demonstration purposes for 150 or more hours, or otherwise used prior to its original retail purchase has been "used" for the total duration of such use. **StructurALL Warranty applies only to the following structural components listed below as installed on the product at the time of original manufacture.** If a particular component is not listed below it is not covered by StructurALL Warranty.

Arm; Articulation Joint (incl. pins & bushings); Bin Frame; Boom; Carbody; C-Frame\*; Circle Frame; Coupler (John Deere built ONLY); Dipperstick; Draft Frame; Engine Frame; Equipment Frame; Grapple Arch and Grapple Boom; Loader Arm; Loader Frame; Mainframe; Moldboard Lift Arm; Pushbeam, NeverGrease™ Pin Joints [Includes steering pin and bushing joints (standard equipment), roller elements (roller bearings) in bucket to boom joints and sliding elements (bushing) for boom and linkage joints (optional equipment)]; Rollover Protection Structure (ROPS); Side Frame; Swing Frame; Track Frame; Undercarriage Frame; X-Frame; Z-bar loader linkage (including bell crank and bucket driver link); Specialty booms and arms marketed as "heavy duty" by John Deere.

*Items Covered by StructurALL for Cut-to-Length Forestry Machines:* Front frame (welded assembly); Rear frame (welded assembly); Crane king post with basement; Middle joint frame; Cabin swing frame; Main Boom

StructurALL Warranty does not apply to:

1. Any product used primarily in extreme duty or severe duty applications such as but not limited to: demolition and wrecking, chemical plant (including fertilizer plants), salt mines, steel mill, land fill and transfer stations, scrap handling, scarifying and other applications that are similarly destructive or similarly heavy duty except specialty booms and arms as stated in Section D.3 above.
2. C-Frames on Crawlers equipped with root rakes or used in forestry applications unless equipped with an "extreme duty" reinforcement package.
3. Cut-to-Length Forestry Heads and Slash Bundler Units.
4. Crawlers equipped with optional side booms.
5. Cut-to-Length Forestry, Excavator, and Log Loader swing bearings.
6. Motor Graders equipped with front- or rear-mounted snow wings.



## A. ITEMS NOT COVERED -

John Deere is NOT responsible for the following:

1. Freight.
2. Adjustments to compensate for wear, for periodic maintenance or adjustments that result from normal wear and tear.
3. Damage caused by unapproved adjustments (electronic or mechanical) to machine or machine components outside of published specifications including but not limited to engine, hydraulic components and relief valves.
4. Program updates, calibrations, and pressure adjustments.
5. Additional Labor Time - Above Dealer Labor Rate.
6. Additional Cleaning - Above Dealer Labor Rate.
7. Rental Fees.
8. Depreciation or damage caused by normal wear or application, lack of reasonable and proper maintenance, failure to follow operating instructions, misuse, lack of proper protection during storage, vandalism, negligence, collision, expenses to seek reinstatement of warranty following theft or loss of Product, or other accidents.
9. Premiums charged for Overtime Labor.
10. Transportation to and from the dealership.
11. Travel time, mileage, or service calls by the dealer.
12. Non-John Deere components or modifications, Rotobec grapples, and attachments installed aftermarket.
13. Shop supplies and maintenance items such as, but not limited to: filters, fuels, oil, hydraulic fluid, lubricants, coolants, conditioners, shop towels, cleaners and degreasers.
14. Torn, cut, or worn hoses.
15. Wear items, such as, but not limited to: body liner, belts, blades, bulbs, lubricated joints (including pins and bushings), dry brakes, brake linings, dry clutch linings, saw blades, chains, skidder grapple shocks, color marking nozzles, and articulation bumpers.
16. Items such as cutting-edge parts, delimbing knives, bucket teeth and rubber track are not warranted for depreciation or damage caused by normal wear, lack of proper maintenance, misuse, failure to follow operating instructions, the elements or accident.
17. Any defect in a non-covered component, or damage to or failure of a covered component caused by a defect in a non-covered component.
18. Secondary damage which occurs from continued operation of a product after recognition of the occurrence of a failure.
19. Parts supplied by or repairs, maintenance or modifications performed by someone other than an authorized John Deere dealer, including any damage caused by such use of parts, repairs, maintenance, or modifications not performed by an authorized John Deere dealer.
20. The use of "track type" tire chains on Feller Bunchers and Skidders is an unapproved modification. Warranty will be void on these machines using "track type" tire chains.
21. Topping off fluids when fluid levels fall in the range between low and full
22. Parts/Kits not ordered on machine and installed aftermarket. These parts will be covered by any applicable parts warranty.
23. Attachments installed aftermarket – i.e., Winch not installed at factory.
24. Custom options installed outside the factory – i.e., G.R. Manufacturing option packages.
25. Used Products (except as otherwise provided in section L below).
26. Lost or stolen Products.

## B. TERMINATION OF WARRANTY-

John Deere is relieved of its obligations under Standard Warranty, StructurALL Warranty, Factory-Installed Undercarriage Warranty and/or Extended Warranty if:

1. The product is modified or altered in ways not approved by John Deere; or
2. Any unapproved or improperly sized attachment is installed on the product. Approval and attachment size shall be at John Deere's sole discretion. (Consult dealer prior to installing attachments or product modification).
3. The product is moved outside the US and/or Canada.



#### A. PARTS REPLACED UNDER WARRANTY -

Only new or remanufactured parts or components furnished or approved by John Deere, will be used if John Deere elects to repair the product. If any such part or component is defective in material or workmanship when installed in the product, John Deere will repair or replace, as it elects, such defective part or component, provided the defect is reported to an authorized John Deere dealer within 90 days of installation or before expiration of the applicable Standard Warranty, Factory-Installed Undercarriage Warranty and/or StructurALL Warranty whichever is later.

#### B. TELEMATICS

*NOTICE: Products may be equipped with telematics hardware and software ("Telematics") that transmit data to John Deere/ Dealer. Purchaser may deactivate Telematics at [www.idlink.com](http://www.idlink.com).*

Notwithstanding Purchaser's right, title or interest in the Products, Purchaser agrees that John Deere and Dealer (their affiliates, successors and assigns), without further notice to Purchaser have the right to:

1. Access, use, collect and disclose any data generated by, collected by, or stored in, Products or any hardware or devices interfacing with Products ("Machine Data");
2. Access Machine Data directly through data reporting devices integrated within, or attached to, Products, including Telematics ("Data Reporting Systems"); and
3. Update the Data Reporting Systems software from time to time. Machine Data will only be used in accordance with John Deere's Machine Data Policy, located at [www.JohnDeere.com/MachineDataPolicy](http://www.JohnDeere.com/MachineDataPolicy).

#### C. OBTAINING WARRANTY SERVICE -

To obtain warranty service, the purchaser must request warranty service from a John Deere dealer authorized to sell the product to be serviced. When making such a request, the purchaser must present evidence of the product's delivery date, make the product available at the dealer's place of business, and inform the dealer in what way the purchaser believes the product to be defective. Standard Warranty, Factory-Installed Undercarriage Warranty and/or StructurALL Warranty repairs may be made in the field if the purchaser and servicing dealer so desire. However, John Deere will not be responsible for any charges (such as dealer travel time, mileage or extra labor) that would not have been incurred had the product been repaired at the dealer's place of business.

#### D. NO IMPLIED WARRANTY, CONDITIONS OR OTHER REPRESENTATION -

Where permitted by law, neither John Deere nor any company affiliated with it makes any warranties, representations, conditions or promises, express or implied, as to the quality, performance, or freedom from defect of its products, other than those set forth in this document and **NO IMPLIED WARRANTY OF MERCHANTABILITY, CONDITIONS OR FITNESS IS MADE.**

#### E. NO DEALER WARRANTY -

The selling dealer makes no warranty of its own on any item covered by this warranty and makes no warranty on other items unless the dealer delivers to the purchaser a separate written warranty certificate specifically warranting the item. **The dealer has no authority to make any representation or promise on behalf of John Deere, or to modify the terms or limitations of this warranty in any way.**

#### F. USED JOHN DEERE PRODUCTS ONLY -

John Deere will transfer remaining Standard Warranty, Factory-Installed Undercarriage Warranty and/or StructurALL Warranty to the purchaser of a used John Deere construction and/or forestry product that has been used for less than the full warranty period provided at the product's original retail purchase. This transfer is not effective until change of ownership is registered by a John Deere dealer. **ALL THE TERMS, INCLUDING LIMITATIONS AND EXCLUSIONS, OF THE JOHN DEERE STANDARD WARRANTY, FACTORY-INSTALLED UNDERCARRIAGE WARRANTY, AND/OR STRUCTURALL WARRANTY ORIGINALLY PROVIDED FOR THE PRODUCT REMAIN IN EFFECT AND APPLICABLE.**



# 624 P

Wheel Loader



JOHN DEERE







# *ELEVATE YOUR EXPECTATIONS*



## ***SEE IT LIKE NEVER BEFORE***

New Advanced Vision System includes two digital cameras mounted on the rearview-mirror platforms that integrate with the rearview camera for a single display on a dedicated in-cab monitor. Overlaid within the monitor's rear-camera view, dynamic reversal projected-path lines help operators visualize the loader's anticipated reversal path based on its articulation, for sight lines to people or objects directly within the path.



# ABOVE AND BEYOND

## MEET THE P-TIER WHEEL LOADERS



**SMARTWEIGH™  
PAYLOAD-WEIGHING  
SOLUTION IS DEERE  
DESIGNED & SUPPORTED**

When your material-handling application needs a heavy-duty lift, add a P-Tier Wheel Loader to your lineup. Combining convenient front-end features with near-parallel lift, spacious operator stations including customizable ergonomic electrohydraulic (EH) controls, streamlined electrical and hydraulic routing, and innovative options, these versatile and productive mid-size models are designed to help you take your operation to the next level.

### Take control

Operators can easily control up to six functions without letting go of the ergonomically designed joystick. Two industry-exclusive multifunction buttons can each be programmed to handle any of up to 10 functions selected through the monitor, including bucket vibrate and EH Precision mode.

### On your side

All daily service points including fuel refill are conveniently grouped at ground level on the left side of the machine for easy access. Routing of electrical wire harnesses and hydraulic hoses has been streamlined.

### Precision Construction

From grade management and obstacle detection to product automation features and jobsite intelligence, this suite of construction technology delivers productivity solutions to help you get more done, more efficiently.

John Deere construction equipment comes with in-base connectivity — free from subscriptions or annual renewals. Analyze critical machine data, track utilization, review diagnostic alerts, and more from **the John Deere Operations Center™**. The Operations Center also enables **John Deere Connected Support™**, which uses data from thousands of connected machines to proactively address issues before they arise. Your dealer can also remotely monitor machine health, diagnose problems, and even update machine software without a trip to the jobsite.\*

\*Availability varies by region and product.  
Options not available in every country

### Material matters

SmartWeigh option features dynamic weighing technology that allows operators to weigh without interrupting workflow and removes the need to lower and reraise the boom after tipoff. Shared through the onboard monitor, SmartWeigh is easy to calibrate and effortlessly integrates with JDLink™ so you can track and visualize payload data from almost anywhere. Available as a factory-installed or field-kit option, you can also try SmartWeigh at a low cost for 250 machine hours.

### Level up

AutoLevel enables near-perfect parallelism throughout the boom-raise-and-lower cycle, letting operators set their desired attachment angle to within  $\pm$  two degrees.





**624 / P**

**WHEEL LOADER**



**VERSATILE BUCKET  
+ LINKAGE DESIGNS**





# OVERACHIEVERS

*ASPIRE TO GO HIGHER.*

With handy front-end features and plenty of productivity-boosting enhancements over previous models, our 624 P-Tier Wheel Loader redefines expectations about the heights a utility loader can reach.



## Have a seat

Spacious and comfortable cab features extra legroom, an improved HVAC system, additional storage, and a more adjustable seat than earlier models.



## Smooth operator

Seat-mounted right-hand joystick features two programmable multifunction buttons and electrohydraulic (EH) controls that are more intuitive to operate compared to our K-Series controls.



## At the forefront

Featuring bucket and linkage designs that improve load leveling, material retention, and visibility, P-Tier Loaders yield more productivity and performance than previous models. Enhanced-performance buckets with integrated spill guards, curved side cutters, and impressive rollback deliver elevated bucket-fill performance and material retention compared to earlier offerings.



## Get carried away

Tool Carrier configuration enables a clear view of the coupler and forks, making it easier to quickly move pipes, logs, and pallets.



## Pretty big plus

High-Lift Plus configuration provides an additional 24 inches of hinge-pin height over standard lift height and 12 inches over the High-Lift model. All three lift heights feature near-parallel lift.



## Clear advantage

Improved visibility to the work tool helps reduce spillage as well as cycle and tool-changeover times. It also helps minimize machine damage when working on crowded jobsites or up against walls.

## 624 P-TIER WHEEL LOADER SPECIFICATIONS

While general information, pictures, and descriptions are provided, some illustrations and text may include product options and accessories NOT AVAILABLE in all regions, and in some countries products and accessories may require modifications or additions to ensure compliance with the local regulations of those countries.

Engine		624 P-TIER Z-BAR / HIGH-LIFT / HIGH-LIFT PLUS / TOOL CARRIER		
Manufacturer and Model	John Deere PowerTech™ PVS 6068	Gross Peak Torque (ISO 9249)	923 Nm (681 ft.-lb.) at 1,500 rpm	
Non-Road Emission Standard	EPA Final Tier 4/EU Stage V	Net Torque Rise	58% standard	
Cylinders	6	Fuel System (electronically controlled)	High-pressure common rail	
Valves Per Cylinder	4	Lubrication	Full-flow spin-on filter and integral cooler	
Displacement	6.8 L (414 cu. in.)	Aspiration	Turbocharged, charge air cooled	
Net Peak Power (ISO 9249)	143 kW (192 hp) at 1,600 rpm	Air Cleaner	Under-hood, dual-element dry type, restriction indicator in cab monitor for service	
Gross Peak Power (ISO 9249)	152 kW (203 hp) at 1,600 rpm			
Net Peak Torque (ISO 9249)	874 Nm (644 lb.-ft.) at 1,300 rpm			
Cooling				
Fan Drive	Hydraulically driven, proportionally controlled, fan aft of coolers			
Electrical				
Electrical System	24 volt with 130-amp alternator			
Batteries (2 – 12 volt)	950 CCA (each)			
Transmission System				
Type	Countershaft-type PowerShift™			
Torque Converter	Single stage, single phase			
Shift Control	Electronically modulated, adaptive, load and speed dependent			
Operator Interface	Steering-column or joystick-mounted F-N-R and gear-select lever; kick-down button on hydraulic lever			
Shift Modes	Manual/auto (1st-D or 2nd-D); Quick-Shift button with 2 selectable modes: kick-down or kick-up/down; and 4 clutch cutoff settings			
	Standard 5-Speed With Lockup Torque Converter		Optional 5-Speed Without Lockup Torque Converter	
Maximum Travel Speeds (with 20.5 R 25 tires)	Forward	Reverse	Forward	Reverse
Range 1	7.0 km/h (4.3 mph)	6.6 km/h (4.1 mph)	6.3 km/h (3.9 mph)	6.7 km/h (4.1 mph)
Range 2	12.1 km/h (7.5 mph)	12.8 km/h (7.9 mph)	11.4 km/h (7.0 mph)	12.0 km/h (7.4 mph)
Range 3	18.7 km/h (11.6 mph)	30.7 km/h (19.0 mph)	17.5 km/h (10.8 mph)	28.7 km/h (17.8 mph)
Range 4	29.1 km/h (18.1 mph)	N/A	27.2 km/h (16.9 mph)	N/A
Range 5	40.0 km/h (24.8 mph)	N/A	40.0 km/h (24.8 mph)	N/A
Axles/Brakes				
Final Drives	Heavy-duty inboard-mounted planetary			
Differentials	Hydraulic locking front with conventional rear — standard; dual locking front and rear — optional			
Rear Axle Oscillation, Stop to Stop (with 20.5 R 25 tires)	24 deg. (12 deg. each direction)			
Brakes (conform to ISO 3450)				
Service	Hydraulically actuated, spring-retracted, self-adjusting inboard sun-shaft mounted, oil cooled, single disc			
Parking	Automatic spring applied, hydraulically released, driveline mounted, oil-cooled, multi disc			
Tires/Wheels (see page 10 for complete tire adjustments)				
	Tread Width		Width Over Tires	
Michelin 20.5 R 25, 1 Star L-3 XHA2	2053 mm (80.8 in.)		2657 mm (104.6 in.)	
Serviceability				
Refill Capacities		Refill Capacities (continued)		
Fuel Tank (with lockable cap)	299 L (79 gal.)	Axle Oil (each)		
Cooling System	36.5 L (38.6 qt.)	Front	22 L (23 qt.)	
Diesel Exhaust Fluid (DEF)	15.6 L (16.5 qt.)	Rear	17 L (18 qt.)	
Engine Oil With Vertical Spin-On Filter	19.5 L (20.6 qt.)	Hydraulic Reservoir and Filter		102.8 L (27.2 gal.)
Transmission Reservoir With Vertical Filter	27 L (28.5 qt.)	Park Brake Oil (wet disc)		0.3 L (10 oz.)
Hydraulic System/Steering				
Pump (loader and steering)	Variable-displacement, axial-piston pump; closed-center, pressure-compensating system			
Maximum Rated Flow at 6895 kPa (1,000 psi) and 2,200 rpm	261 L/m (69 gpm)			
System Relief Pressure (loader and steering)	24 821 kPa (3,675 psi)			
Loader Controls	2-function valve, joystick control or fingertip controls, hydraulic-function enable/disable, optional 3rd- and 4th-function valve with auxiliary lever			
Steering (conforms to ISO 5010)	Steering-column-mounted, twist-grip shift lever; Quick-Shift button on hydraulic lever			
Type	Power, fully hydraulic			
Articulation Angle	80-deg. arc (40 deg. each direction)			
Turning Radius (measured to centerline of outside tire)	5.27 m (17 ft. 4 in.)			

## 624 P-TIER WHEEL LOADER SPECIFICATIONS

# 624

# P

While general information, pictures, and descriptions are provided, some illustrations and text may include product options and accessories NOT AVAILABLE in all regions, and in some countries products and accessories may require modifications or additions to ensure compliance with the local regulations of those countries.

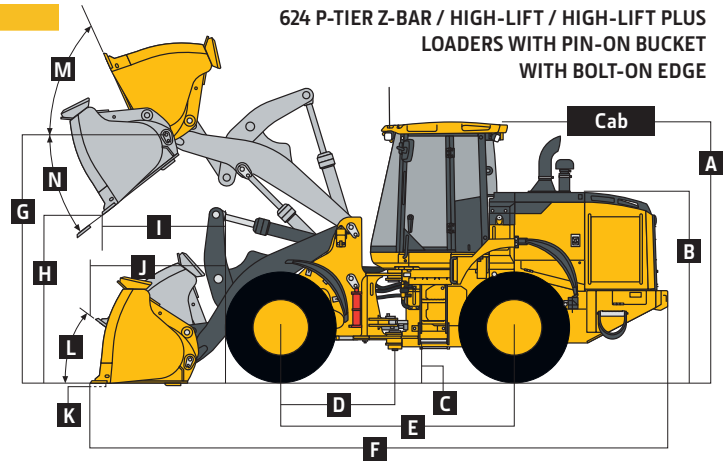
### Hydraulic System/Steering (continued) 624 P-TIER Z-BAR / HIGH-LIFT / HIGH-LIFT PLUS / TOOL CARRIER

Hydraulic Cycle Times	Z-Bar / High-Lift / High-Lift Plus	Tool Carrier
Raise	5.5 sec.	5.8 sec.
Dump	2.0 sec.	2.5 sec.
Lower (power down)	4.0 sec.	4.0 sec.
Total	11.5 sec.	12.3 sec.

### Bucket Capacity Range

Bucket Type	
Pin-On	2.7–2.9 m <sup>3</sup> (3.5–3.75 cu. yd.)
Coupler	1.9–4.0 m <sup>3</sup> (2.5–5.25 cu. yd.)

### Dimensions and Specifications With Pin-On Bucket With Bolt-On Edge



624 P-TIER Z-BAR / HIGH-LIFT / HIGH-LIFT PLUS  
LOADERS WITH PIN-ON BUCKET  
WITH BOLT-ON EDGE

	Z-Bar 2.7-m <sup>3</sup> (3.5 cu. yd.) enhanced performance	Z-Bar 2.9-m <sup>3</sup> (3.75 cu. yd.) enhanced performance	High-Lift 2.7-m <sup>3</sup> (3.5 cu. yd.) enhanced performance	High-Lift 2.9-m <sup>3</sup> (3.75 cu. yd.) enhanced performance	High-Lift Plus 2.7-m <sup>3</sup> (3.5 cu. yd.) enhanced performance	High-Lift Plus 2.9-m <sup>3</sup> (3.75 cu. yd.) enhanced performance
<b>Dimensions With Bucket With Bolt-On Edge (illustration above right)</b>						
A Height to Top of Cab	3.40 m (11 ft. 2 in.)	3.40 m (11 ft. 2 in.)	3.40 m (11 ft. 2 in.)	3.40 m (11 ft. 2 in.)	3.40 m (11 ft. 2 in.)	3.40 m (11 ft. 2 in.)
B Hood Height	2.46 m (8 ft. 1 in.)	2.46 m (8 ft. 1 in.)	2.46 m (8 ft. 1 in.)	2.46 m (8 ft. 1 in.)	2.46 m (8 ft. 1 in.)	2.46 m (8 ft. 1 in.)
C Ground Clearance	384 mm (15.1 in.)	384 mm (15.1 in.)	384 mm (15.1 in.)	384 mm (15.1 in.)	384 mm (15.1 in.)	384 mm (15.1 in.)
D Length From Centerline to Front Axle	1.52 m (5 ft. 0 in.)	1.52 m (5 ft. 0 in.)	1.52 m (5 ft. 0 in.)	1.52 m (5 ft. 0 in.)	1.52 m (5 ft. 0 in.)	1.52 m (5 ft. 0 in.)
E Wheelbase	3.09 m (10 ft. 1 in.)	3.09 m (10 ft. 1 in.)	3.09 m (10 ft. 1 in.)	3.09 m (10 ft. 1 in.)	3.09 m (10 ft. 1 in.)	3.09 m (10 ft. 1 in.)
F Overall Length, Bucket on Ground	7.76 m (25 ft. 6 in.)	7.83 m (25 ft. 8 in.)	8.22 m (27 ft. 0 in.)	8.22 m (27 ft. 0 in.)	8.52 m (27 ft. 11 in.)	8.58 m (28 ft. 2 in.)
G Height to Hinge Pin, Fully Raised	3.96 m (13 ft. 0 in.)	3.96 m (13 ft. 0 in.)	4.32 m (14 ft. 2 in.)	4.32 m (14 ft. 2 in.)	4.57 m (15 ft. 0 in.)	4.57 m (15 ft. 0 in.)
H Dump Clearance, 45 deg., Full Height	2.84 m (9 ft. 4 in.)	2.80 m (9 ft. 2 in.)	3.20 m (10 ft. 6 in.)	3.16 m (10 ft. 4 in.)	3.46 m (11 ft. 4 in.)	3.41 m (11 ft. 2 in.)
I Reach, 45-deg. Dump, Full Height	1.07 m (3 ft. 6 in.)	1.12 m (3 ft. 8 in.)	1.21 m (4 ft. 0 in.)	1.25 m (4 ft. 1 in.)	1.22 m (4 ft. 0 in.)	1.27 m (4 ft. 2 in.)
J Reach, 45-deg. Dump, 2.13-m (7 ft. 0 in.) Clearance	1.59 m (5 ft. 2 in.)	1.61 m (5 ft. 3 in.)	1.98 m (6 ft. 6 in.)	2.00 m (6 ft. 7 in.)	2.20 m (7 ft. 2 in.)	2.22 m (7 ft. 3 in.)
K Maximum Digging Depth	0.10 m (4 in.)	0.11 m (4 in.)	0.20 m (8 in.)	0.21 m (8 in.)	0.20 m (8 in.)	0.20 m (8 in.)
L Maximum Rollback at Ground Level	44 deg.	44 deg.	48 deg.	48 deg.	49 deg.	49 deg.
M Maximum Rollback, Boom Fully Raised	60 deg.	60 deg.	60 deg.	60 deg.	60 deg.	60 deg.
N Maximum Bucket Dump Angle, Fully Raised	48 deg.	48 deg.	46 deg.	46 deg.	45 deg.	45 deg.
Loader Clearance Circle, Bucket Carry Position	12.02 m (39 ft. 5 in.)	12.04 m (39 ft. 6 in.)	12.32 m (40 ft. 5 in.)	12.5 m (41 ft. 0 in.)	12.66 m (41 ft. 6 in.)	12.78 m (41 ft. 11 in.)
<b>Specifications With Bucket With Bolt-On Edge</b>						
Capacity, Heaped	2.7 m <sup>3</sup> (3.5 cu. yd.)	2.9 m <sup>3</sup> (3.75 cu. yd.)	2.7 m <sup>3</sup> (3.5 cu. yd.)	2.9 m <sup>3</sup> (3.75 cu. yd.)	2.7 m <sup>3</sup> (3.5 cu. yd.)	2.9 m <sup>3</sup> (3.75 cu. yd.)
Capacity, Struck	2.2 m <sup>3</sup> (2.9 cu. yd.)	2.4 m <sup>3</sup> (3.1 cu. yd.)	2.2 m <sup>3</sup> (2.9 cu. yd.)	2.4 m <sup>3</sup> (3.1 cu. yd.)	2.2 m <sup>3</sup> (2.9 cu. yd.)	2.4 m <sup>3</sup> (3.1 cu. yd.)
Bucket Weight With Bolt-On Cutting Edge	1196 kg (2,637 lb.)	1239 kg (2,732 lb.)	1196 kg (2,637 lb.)	1239 kg (2,732 lb.)	1196 kg (2,637 lb.)	1239 kg (2,732 lb.)
Bucket Width	2.69 m (8 ft. 10 in.)	2.69 m (8 ft. 10 in.)	2.69 m (8 ft. 10 in.)	2.69 m (8 ft. 10 in.)	2.69 m (8 ft. 10 in.)	2.69 m (8 ft. 10 in.)
Breakout Force	13 605 kg (29,994 lb.)	12 929 kg (28,503 lb.)	13 443 kg (29,638 lb.)	12 774 kg (28,163 lb.)	13 510 kg (29,785 lb.)	12 839 kg (28,304 lb.)
Tipping Load, Straight, No Tire Deflection	13 205 kg (29,113 lb.)	13 116 kg (28,915 lb.)	11 132 kg (24,541 lb.)	11 060 kg (24,383 lb.)	10 297 kg (22,701 lb.)	10 231 kg (22,555 lb.)
Tipping Load, Straight, With Tire Deflection	12 435 kg (27,414 lb.)	12 345 kg (27,216 lb.)	10 563 kg (23,287 lb.)	10 488 kg (23,122 lb.)	9792 kg (21,588 lb.)	9723 kg (21,436 lb.)
Tipping Load, 40-deg. Full Turn, No Tire Deflection	11 439 kg (25,218 lb.)	11 359 kg (25,042 lb.)	9595 kg (21,153 lb.)	9530 kg (21,010 lb.)	8837 kg (19,483 lb.)	8778 kg (19,351 lb.)
Tipping Load, 40-deg. Full Turn, With Tire Deflection	10 425 kg (22,983 lb.)	10 338 kg (22,791 lb.)	8820 kg (19,445 lb.)	8754 kg (19,299 lb.)	8145 kg (17,957 lb.)	8091 kg (17,838 lb.)
Rated Operating Load, 50% Full-Turn Tipping Load, No Tire Deflection (conforms to ISO 14397-1)*	5719 kg (12,609 lb.)	5680 kg (12,521 lb.)	4797 kg (10,576 lb.)	4765 kg (10,505 lb.)	4419 kg (9,741 lb.)	4389 kg (9,676 lb.)
Rated Operating Load, 50% Full-Turn Tipping Load, With Tire Deflection (conforms to ISO 14397-1)*	5213 kg (11,492 lb.)	5169 kg (11,396 lb.)	4410 kg (9,722 lb.)	4377 kg (9,650 lb.)	4073 kg (8,978 lb.)	4046 kg (8,919 lb.)
Operating Weight	15 747 kg (34,715 lb.)	15 790 kg (34,810 lb.)	15 953 kg (35,171 lb.)	15 996 kg (35,266 lb.)	16 195 kg (35,703 lb.)	16 238 kg (35,798 lb.)

Loader operating information is based on machine with identified linkage and standard equipment, PowerTech PVS 6068 (EPA Final Tier 4/EU Stage V) engine, ROPS cab, rear cast bumper/counterweight, transmission side-frame guards, bottom guards, standard tires, full fuel tank, and 79-kg (175 lb.) operator. This information is affected by changes in tires, ballast, and different attachments, and assumes no tire deflection per the standard ISO 14397-1 section 5.

\*Rated operating capacity based on Deere attachments only.

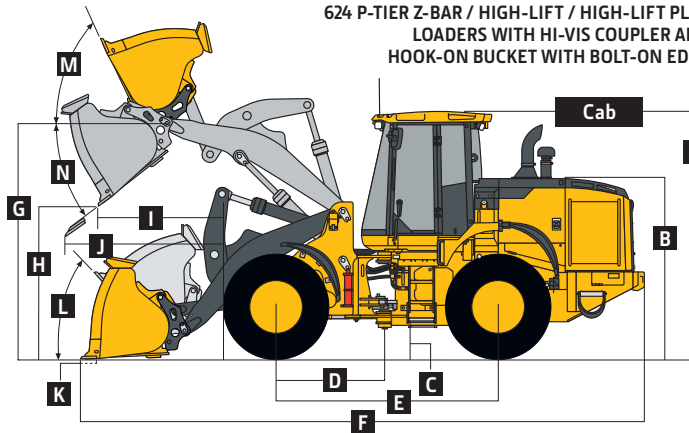
# 624 P-TIER

While general information, pictures, and descriptions are provided, some illustrations and text may include product options and accessories NOT AVAILABLE in all regions, and in some countries products and accessories may require modifications or additions to ensure compliance with the local regulations of those countries.

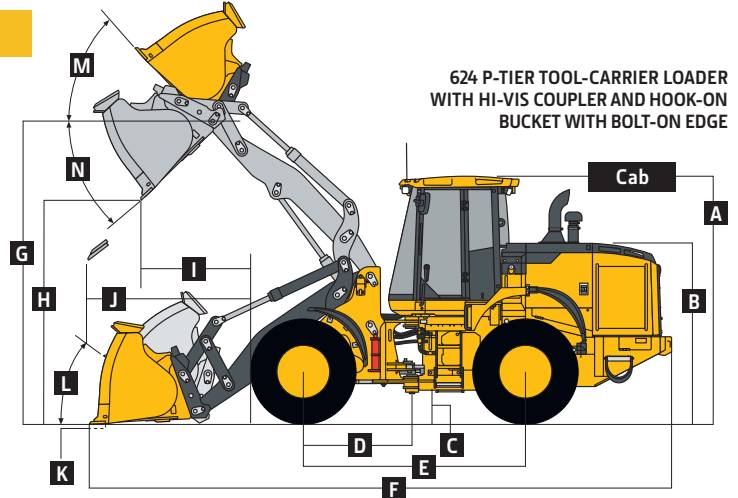
## Dimensions and Specifications With Hi-Vis Coupler and Hook-On Bucket With Bolt-On Edge

## 624 P-TIER Z-BAR / HIGH-LIFT / HIGH-LIFT PLUS / TOOL CARRIER

### 624 P-TIER Z-BAR / HIGH-LIFT / HIGH-LIFT PLUS LOADERS WITH HI-VIS COUPLER AND HOOK-ON BUCKET WITH BOLT-ON EDGE



### 624 P-TIER TOOL-CARRIER LOADER WITH HI-VIS COUPLER AND HOOK-ON BUCKET WITH BOLT-ON EDGE



	Z-Bar	Z-Bar	High-Lift	High-Lift	High-Lift Plus	High-Lift Plus	Tool Carrier	Tool Carrier
<b>Dimensions With Bucket With Bolt-On Edge (illustrations above)</b>	2.7-m <sup>3</sup> (3.5 cu. yd.) enhanced performance	4.0-m <sup>3</sup> (5.25 cu. yd.) light material	2.5-m <sup>3</sup> (3.25 cu. yd.) enhanced performance	3.4-m <sup>3</sup> (4.5 cu. yd.) light material	2.3-m <sup>3</sup> (3.0 cu. yd.) enhanced performance	3.1-m <sup>3</sup> (4.0 cu. yd.) light material	2.7-m <sup>3</sup> (3.5 cu. yd.) enhanced performance	3.4-m <sup>3</sup> (4.5 cu. yd.) light material
<b>A</b> Height to Top of Cab	3.40 m (11 ft. 2 in.)	3.40 m (11 ft. 2 in.)	3.40 m (11 ft. 2 in.)	3.40 m (11 ft. 2 in.)	3.40 m (11 ft. 2 in.)	3.40 m (11 ft. 2 in.)	3.40 m (11 ft. 2 in.)	3.40 m (11 ft. 2 in.)
<b>B</b> Hood Height	2.46 m (8 ft. 1 in.)	2.46 m (8 ft. 1 in.)	2.46 m (8 ft. 1 in.)	2.46 m (8 ft. 1 in.)	2.46 m (8 ft. 1 in.)	2.46 m (8 ft. 1 in.)	2.46 m (8 ft. 1 in.)	2.46 m (8 ft. 1 in.)
<b>C</b> Ground Clearance	384 mm (15.1 in.)	384 mm (15.1 in.)	384 mm (15.1 in.)	384 mm (15.1 in.)	384 mm (15.1 in.)	384 mm (15.1 in.)	384 mm (15.1 in.)	384 mm (15.1 in.)
<b>D</b> Length From Centerline to Front Axle	1.52 m (5 ft. 0 in.)	1.52 m (5 ft. 0 in.)	1.52 m (5 ft. 0 in.)	1.52 m (5 ft. 0 in.)	1.52 m (5 ft. 0 in.)	1.52 m (5 ft. 0 in.)	1.52 m (5 ft. 0 in.)	1.52 m (5 ft. 0 in.)
<b>E</b> Wheelbase	3.09 m (10 ft. 1 in.)	3.09 m (10 ft. 1 in.)	3.09 m (10 ft. 1 in.)	3.09 m (10 ft. 1 in.)	3.09 m (10 ft. 1 in.)	3.09 m (10 ft. 1 in.)	3.09 m (10 ft. 1 in.)	3.09 m (10 ft. 1 in.)
<b>F</b> Overall Length, Bucket on Ground	7.89 m (25 ft. 11 in.)	8.04 m (26 ft. 5 in.)	8.31 m (27 ft. 3 in.)	8.50 m (27 ft. 11 in.)	8.53 m (28 ft. 0 in.)	8.66 m (28 ft. 5 in.)	7.99 m (26 ft. 2 in.)	8.13 m (26 ft. 8 in.)
<b>G</b> Height to Hinge Pin, Fully Raised	3.96 m (13 ft. 0 in.)	3.96 m (13 ft. 0 in.)	4.32 m (14 ft. 2 in.)	4.32 m (14 ft. 2 in.)	4.57 m (15 ft. 0 in.)	4.57 m (15 ft. 0 in.)	4.00 m (13 ft. 1 in.)	4.00 m (13 ft. 1 in.)
<b>H</b> Dump Clearance, 45 deg., Full Height	2.76 m (9 ft. 1 in.)	2.66 m (8 ft. 9 in.)	3.15 m (10 ft. 4 in.)	3.02 m (9 ft. 11 in.)	3.45 m (11 ft. 4 in.)	3.37 m (11 ft. 1 in.)	2.74 m (9 ft. 0 in.)	2.64 m (8 ft. 8 in.)
<b>I</b> Reach, 45-deg. Dump, Full Height	1.17 m (3 ft. 10 in.)	1.28 m (4 ft. 2 in.)	1.28 m (4 ft. 2 in.)	1.42 m (4 ft. 8 in.)	1.24 m (4 ft. 1 in.)	1.34 m (4 ft. 5 in.)	1.39 m (4 ft. 7 in.)	1.51 m (4 ft. 11 in.)
<b>J</b> Reach, 45-deg. Dump, 2.13-m (7 ft. 0 in.) Clearance	1.64 m (5 ft. 5 in.)	1.69 m (5 ft. 7 in.)	2.03 m (6 ft. 8 in.)	2.10 m (6 ft. 11 in.)	2.21 m (7 ft. 3 in.)	2.27 m (7 ft. 6 in.)	1.83 m (6 ft. 0 in.)	1.89 m (6 ft. 2 in.)
<b>K</b> Maximum Digging Depth	0.10 m (4 in.)	0.11 m (4 in.)	0.20 m (8 in.)	0.21 m (8 in.)	0.19 m (7 in.)	0.19 m (7 in.)	0.13 m (5 in.)	0.13 m (5 in.)
<b>L</b> Maximum Rollback at Ground Level	44 deg.	44 deg.	48 deg.	48 deg.	49 deg.	49 deg.	52 deg.	52 deg.
<b>M</b> Maximum Rollback, Boom Fully Raised	60 deg.	60 deg.	60 deg.	60 deg.	60 deg.	60 deg.	57 deg.	57 deg.
<b>N</b> Maximum Bucket Dump Angle, Fully Raised Loader Clearance Circle, Bucket Carry Position	48 deg.	48 deg.	46 deg.	45 deg.	45 deg.	45 deg.	50 deg.	50 deg.
	12.06 m (39 ft. 7 in.)	12.44 m (40 ft. 10 in.)	12.34 m (40 ft. 6 in.)	12.80 m (42 ft. 0 in.)	12.76 m (41 ft. 11 in.)	13.00 m (42 ft. 8 in.)	12.24 m (40 ft. 2 in.)	12.5 m (41 ft. 0 in.)
<b>Specifications With Bucket With Bolt-On Edge</b>								
Capacity, Heaped	2.7 m <sup>3</sup> (3.5 cu. yd.)	4.0 m <sup>3</sup> (5.25 cu. yd.)	2.5 m <sup>3</sup> (3.25 cu. yd.)	3.4 m <sup>3</sup> (4.5 cu. yd.)	2.3 m <sup>3</sup> (3.0 cu. yd.)	3.1 m <sup>3</sup> (4.0 cu. yd.)	2.7 m <sup>3</sup> (3.5 cu. yd.)	3.4 m <sup>3</sup> (4.5 cu. yd.)
Capacity, Struck	2.17 m <sup>3</sup> (2.8 cu. yd.)	3.46 m <sup>3</sup> (4.53 cu. yd.)	2.1 m <sup>3</sup> (2.7 cu. yd.)	2.9 m <sup>3</sup> (3.8 cu. yd.)	1.9 m <sup>3</sup> (2.4 cu. yd.)	2.6 m <sup>3</sup> (3.4 cu. yd.)	1.9 m <sup>3</sup> (2.4 cu. yd.)	2.9 m <sup>3</sup> (3.8 cu. yd.)
Bucket Weight With Bolt-On Cutting Edge	1655 kg (3,649 lb.)	1925 kg (4,245 lb.)	1633 kg (3,601 lb.)	1843 kg (4,063 lb.)	1586 kg (3,496 lb.)	1780 kg (3,924 lb.)	1437 kg (3,167 lb.)	1626 kg (3,584 lb.)
Bucket Width	2.68 m (8 ft. 10 in.)	3.05 m (10 ft. 0 in.)	2.69 m (8 ft. 10 in.)	2.89 m (9 ft. 6 in.)	2.69 m (8 ft. 10 in.)	2.89 m (9 ft. 6 in.)	2.68 m (8 ft. 10 in.)	2.89 m (9 ft. 6 in.)
Breakout Force	12 161 kg (26,810 lb.)	10 789 kg (23,785 lb.)	13 052 kg (28,776 lb.)	10 709 kg (23,610 lb.)	13 266 kg (29,246 lb.)	11 874 kg (26,731 lb.)	11 477 kg (25,302 lb.)	10 290 kg (22,686 lb.)
Tipping Load, Straight, No Tire Deflection	12 357 kg (27,242 lb.)	11 990 kg (26,434 lb.)	10 624 kg (23,422 lb.)	10 177 kg (22,437 lb.)	9779 kg (21,559 lb.)	9547 kg (20,701 lb.)	11 577 kg (25,523 lb.)	11 544 kg (25,450 lb.)
Tipping Load, Straight, With Tire Deflection	11 613 kg (25,602 lb.)	11 220 kg (24,736 lb.)	10 074 kg (22,209 lb.)	9600 kg (21,164 lb.)	9294 kg (20,490 lb.)	9042 kg (19,577 lb.)	10 920 kg (24,074 lb.)	10 854 kg (23,929 lb.)
Tipping Load, 40-deg. Full Turn, No Tire Deflection	10 652 kg (23,483 lb.)	10 292 kg (22,690 lb.)	9130 kg (20,127 lb.)	8690 kg (19,158 lb.)	8348 kg (18,405 lb.)	8120 kg (17,581 lb.)	9993 kg (22,031 lb.)	9939 kg (21,912 lb.)
Tipping Load, 40-deg. Full Turn, With Tire Deflection	9663 kg (21,303 lb.)	9273 kg (20,443 lb.)	8385 kg (18,486 lb.)	7911 kg (17,441 lb.)	7686 kg (16,945 lb.)	7437 kg (16,032 lb.)	9108 kg (20,080 lb.)	9006 kg (19,855 lb.)
Rated Operating Load, 50% Full-Turn Tipping Load, No Tire Deflection (conforms to ISO 14397-1)*	5326 kg (11,742 lb.)	5146 kg (11,345 lb.)	4565 kg (10,064 lb.)	4345 kg (9,579 lb.)	4174 kg (9,203 lb.)	4060 kg (8,790 lb.)	4997 kg (11,015 lb.)	4970 kg (10,956 lb.)
Rated Operating Load, 50% Full-Turn Tipping Load, With Tire Deflection (conforms to ISO 14397-1)*	4832 kg (10,652 lb.)	4637 kg (10,222 lb.)	4193 kg (9,243 lb.)	3956 kg (8,720 lb.)	3843 kg (8,472 lb.)	3719 kg (8,016 lb.)	4554 kg (10,040 lb.)	4503 kg (9,927 lb.)
Operating Weight	16 225 kg (35,769 lb.)	16 495 kg (36,365 lb.)	16 410 kg (36,178 lb.)	16 620 kg (36,641 lb.)	16 605 kg (36,607 lb.)	16 799 kg (37,174 lb.)	15 939 kg (35,140 lb.)	16 128 kg (35,556 lb.)

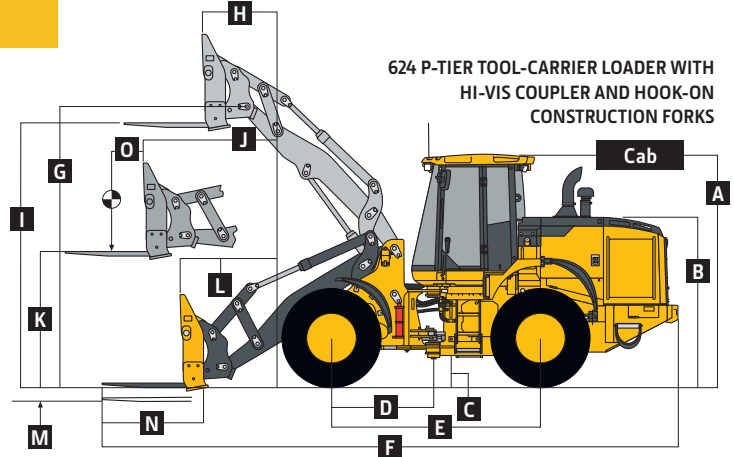
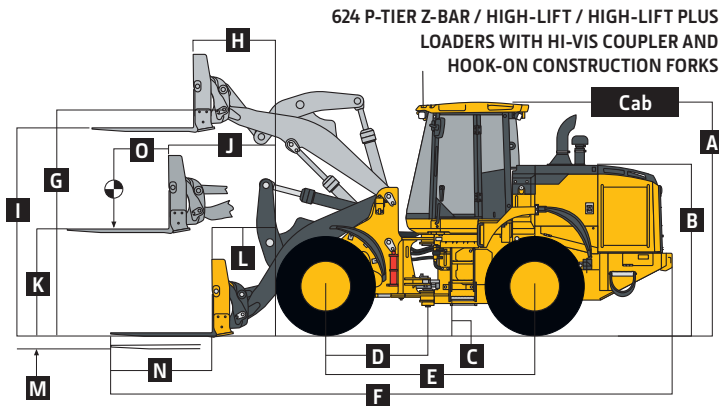
Loader operating information is based on machine with identified linkage and standard equipment, PowerTech PVS 6068 (EPA Final Tier 4/EU Stage V) engine, ROPS cab, rear cast bumper/counterweight, transmission side-frame guards, bottom guards, standard tires, full fuel tank, and 79-kg (175 lb.) operator. This information is affected by changes in tires, ballast, and different attachments, and assumes no tire deflection per the standard ISO 14397-1 section 5. / \*Rated operating capacity based on Deere attachments only.

While general information, pictures, and descriptions are provided, some illustrations and text may include product options and accessories NOT AVAILABLE in all regions, and in some countries products and accessories may require modifications or additions to ensure compliance with the local regulations of those countries.

## 624 P-TIER

### Dimensions and Specifications With Hi-Vis Coupler and Hook-On Construction Forks

### 624 P-TIER Z-BAR / HIGH-LIFT / HIGH-LIFT PLUS / TOOL CARRIER



	Z-Bar	Z-Bar	High-Lift	High-Lift	High-Lift Plus	High-Lift Plus	Tool Carrier	Tool Carrier
	1.52-m (60 in.)	1.83-m (72 in.)	1.52-m (60 in.)	1.83-m (72 in.)	1.52-m (60 in.)	1.83-m (72 in.)	1.52-m (60 in.)	1.83-m (72 in.)
<b>Dimensions With Forks (illustrations above)</b>	<i>tine length</i>	<i>tine length</i>	<i>tine length</i>	<i>tine length</i>	<i>tine length</i>	<i>tine length</i>	<i>tine length</i>	<i>tine length</i>
<b>A</b> Height to Top of Cab	3.40 m (11 ft. 2 in.)	3.40 m (11 ft. 2 in.)	3.40 m (11 ft. 2 in.)	3.40 m (11 ft. 2 in.)	3.40 m (11 ft. 2 in.)	3.40 m (11 ft. 2 in.)	3.40 m (11 ft. 2 in.)	3.40 m (11 ft. 2 in.)
<b>B</b> Hood Height	2.46 m (8 ft. 1 in.)	2.46 m (8 ft. 1 in.)	2.46 m (8 ft. 1 in.)	2.46 m (8 ft. 1 in.)	2.46 m (8 ft. 1 in.)	2.46 m (8 ft. 1 in.)	2.46 m (8 ft. 1 in.)	2.46 m (8 ft. 1 in.)
<b>C</b> Ground Clearance	384 mm (15.1 in.)	384 mm (15.1 in.)	384 mm (15.1 in.)	384 mm (15.1 in.)	384 mm (15.1 in.)	384 mm (15.1 in.)	384 mm (15.1 in.)	384 mm (15.1 in.)
<b>D</b> Length From Centerline to Front Axle	1.52 m (5 ft. 0 in.)	1.52 m (5 ft. 0 in.)	1.52 m (5 ft. 0 in.)	1.52 m (5 ft. 0 in.)	1.52 m (5 ft. 0 in.)	1.52 m (5 ft. 0 in.)	1.52 m (5 ft. 0 in.)	1.52 m (5 ft. 0 in.)
<b>E</b> Wheelbase	3.09 m (10 ft. 1 in.)	3.09 m (10 ft. 1 in.)	3.09 m (10 ft. 1 in.)	3.09 m (10 ft. 1 in.)	3.09 m (10 ft. 1 in.)	3.09 m (10 ft. 1 in.)	3.09 m (10 ft. 1 in.)	3.09 m (10 ft. 1 in.)
<b>F</b> Overall Length, Forks on Ground	8.50 m (27 ft. 11 in.)	8.80 m (28 ft. 11 in.)	8.96 m (29 ft. 5 in.)	9.26 m (30 ft. 5 in.)	9.25 m (30 ft. 4 in.)	9.56 m (31 ft. 4 in.)	8.63 m (28 ft. 4 in.)	8.94 m (29 ft. 4 in.)
<b>G</b> Height to Hinge Pin, Fully Raised	3.96 m (13 ft. 0 in.)	3.96 m (13 ft. 0 in.)	4.32 m (14 ft. 2 in.)	4.32 m (14 ft. 2 in.)	4.57 m (15 ft. 0 in.)	4.57 m (15 ft. 0 in.)	4.00 m (13 ft. 1 in.)	4.00 m (13 ft. 1 in.)
<b>H</b> Reach, Fully Raised	0.81 m (32 in.)	0.81 m (32 in.)	0.95 m (3 ft. 1 in.)	0.95 m (3 ft. 1 in.)	0.96 m (3 ft. 2 in.)	0.96 m (3 ft. 2 in.)	1.05 m (3 ft. 5 in.)	1.05 m (3 ft. 5 in.)
<b>I</b> Fork Height, Fully Raised	3.64 m (11 ft. 11 in.)	3.64 m (11 ft. 11 in.)	4.00 m (13 ft. 2 in.)	4.00 m (13 ft. 2 in.)	4.25 m (13 ft. 11 in.)	4.25 m (13 ft. 11 in.)	3.72 m (12 ft. 2 in.)	3.72 m (12 ft. 2 in.)
<b>J</b> Maximum Reach, Fork Level	1.62 m (5 ft. 4 in.)	1.62 m (5 ft. 4 in.)	1.98 m (6 ft. 6 in.)	1.98 m (6 ft. 6 in.)	2.18 m (7 ft. 2 in.)	2.18 m (7 ft. 2 in.)	1.80 m (5 ft. 11 in.)	1.80 m (5 ft. 11 in.)
<b>K</b> Fork Height, Maximum Reach	1.69 m (5 ft. 7 in.)	1.69 m (5 ft. 7 in.)	1.69 m (5 ft. 7 in.)	1.69 m (5 ft. 7 in.)	1.69 m (5 ft. 7 in.)	1.69 m (5 ft. 7 in.)	1.80 m (5 ft. 11 in.)	1.80 m (5 ft. 11 in.)
<b>L</b> Reach, Ground Level	1.06 m (3 ft. 6 in.)	1.06 m (3 ft. 6 in.)	1.49 m (4 ft. 11 in.)	1.49 m (4 ft. 11 in.)	1.73 m (5 ft. 8 in.)	1.73 m (5 ft. 8 in.)	1.21 m (4 ft. 0 in.)	1.21 m (4 ft. 0 in.)
<b>M</b> Depth Below Ground	77 mm (3 in.)	77 mm (3 in.)	181 mm (7 in.)	181 mm (7 in.)	173 mm (7 in.)	173 mm (7 in.)	173 mm (7 in.)	173 mm (7 in.)
<b>N</b> Tine Length	1.52 m (60 in.)	1.83 m (72 in.)	1.52 m (60 in.)	1.83 m (72 in.)	1.52 m (60 in.)	1.83 m (72 in.)	1.52 m (60 in.)	1.83 m (72 in.)
<b>O</b> Load Position, 50% Tine Length	0.76 m (30 in.)	0.91 m (3 ft. 0 in.)	0.76 m (30 in.)	0.91 m (3 ft. 0 in.)	0.76 m (30 in.)	0.91 m (3 ft. 0 in.)	0.76 m (30 in.)	0.91 m (3 ft. 0 in.)

### Specifications With Forks

Tipping Load, Straight, No Tire Deflection	8808 kg (19,418 lb.)	8328 kg (18,360 lb.)	7736 kg (17,054 lb.)	7342 kg (16,186 lb.)	7296 kg (16,085 lb.)	6937 kg (15,293 lb.)	8505 kg (18,750 lb.)	8061 kg (17,771 lb.)
Tipping Load, Straight, With Tire Deflection	8553 kg (18,856 lb.)	8091 kg (17,838 lb.)	7515 kg (16,568 lb.)	7134 kg (15,728 lb.)	7104 kg (15,662 lb.)	6759 kg (14,901 lb.)	8283 kg (18,261 lb.)	7851 kg (17,308 lb.)
Tipping Load, 40-deg. Full Turn, No Tire Deflection	7602 kg (16,760 lb.)	7178 kg (15,825 lb.)	6639 kg (14,636 lb.)	6291 kg (13,869 lb.)	6232 kg (13,739 lb.)	5915 kg (13,041 lb.)	7350 kg (16,204 lb.)	6957 kg (15,338 lb.)
Tipping Load, 40-deg. Full Turn, With Tire Deflection	7251 kg (15,986 lb.)	6858 kg (15,119 lb.)	6330 kg (13,955 lb.)	6006 kg (13,241 lb.)	5946 kg (13,109 lb.)	5643 kg (12,441 lb.)	7023 kg (15,483 lb.)	6648 kg (14,656 lb.)
Rated Operating Load, 50% Full-Turn	3626 kg	3429 kg	3165 kg	3003 kg	2973 kg	2822 kg	3512 kg	3324 kg
Tipping Load, With Tire Deflection (conforms to ISO 14397-1 and SAE J1197)*	(7,993 lb.)	(7,560 lb.)	(6,978 lb.)	(6,620 lb.)	(6,554 lb.)	(6,220 lb.)	(7,742 lb.)	(7,328 lb.)
Rated Operating Load, Rough Terrain, 60% Full-Turn Tipping Load, With Tire Deflection (conforms to EN474-3)*	4351 kg (9,591 lb.)	4115 kg (9,072 lb.)	3798 kg (8,373 lb.)	3604 kg (7,945 lb.)	3568 kg (7,865 lb.)	3386 kg (7,464 lb.)	4214 kg (9,290 lb.)	3989 kg (8,794 lb.)
Rated Operating Load, Firm and Level Ground, 80% Full-Turn Tipping Load, With Tire Deflection (conforms to EN474-3)*	5801 kg (12,789 lb.)	5486 kg (12,095 lb.)	5064 kg (11,164 lb.)	4805 kg (10,593 lb.)	4757 kg (10,487 lb.)	4514 kg (9,953 lb.)	5618 kg (12,386 lb.)	5318 kg (11,725 lb.)
Operating Weight	16 005 kg (35,286 lb.)	16 066 kg (35,420 lb.)	16 213 kg (35,744 lb.)	16 272 kg (35,875 lb.)	16 454 kg (36,274 lb.)	16 516 kg (36,412 lb.)	15 721 kg (34,659 lb.)	15 807 kg (34,849 lb.)

Loader operating information is based on machine with identified linkage and standard equipment, PowerTech PVS 6068 (EPA Final Tier 4/EU Stage V) engine, ROPS cab, rear cast bumper/counterweight, transmission side-frame guards, bottom guards, standard tires, full fuel tank, and 79-kg (175 lb.) operator. This information is affected by changes in tires, ballast, and different attachments.

\*Rated operating capacity based on Deere attachments only.



While general information, pictures, and descriptions are provided, some illustrations and text may include product options and accessories NOT AVAILABLE in all regions, and in some countries products and accessories may require modifications or additions to ensure compliance with the local regulations of those countries.

Adjustments to Operating Weights and Tipping Loads With Buckets

624 P-TIER Z-BAR / HIGH-LIFT / HIGH-LIFT PLUS / TOOL CARRIER

Adjustments to operating weights, tipping loads, and tires are based on Z-Bar machine with pin-on 2.7-m<sup>3</sup> [3.5 cu. yd.] enhanced-performance bucket with bolt-on cutting edge, ROPS cab, rear cast bumper/counterweight, transmission side-frame guards, bottom guards, standard tires, full fuel tank, and 79-kg (175 lb.) operator\*

Add (+) or deduct (–) kg (lb.) as indicated for loaders with 3-piece rims

	Operating Weight	Tipping Load, Straight	Tipping Load, 40-deg. Full Turn	Tread Width	Width Over Tires	Vertical Height
Michelin 20.5 R 25, 1 Star L-3 XHA2	0 kg (0 lb.)	0 kg (0 lb.)	0 kg (0 lb.)	0 mm (0 in.)	0 mm (0 in.)	0 mm (0 in.)
Bridgestone 20.5 R 25, 1 Star L-3 VJT	+4 kg (+9 lb.)	+3 kg (+6 lb.)	+3 kg (+6 lb.)	0 mm (0 in.)	+3 mm (+0.1 in.)	–41 mm (–1.6 in.)
Titan 20.5 R 25, 1 Star L-3 STL3	+8 kg (+19 lb.)	+6 kg (+13 lb.)	+5 kg (+13 lb.)	0 mm (0 in.)	–6 mm (–0.2 in.)	–7 mm (–0.3 in.)
Michelin 20.5 R 25, 1 Star L-2 XTLA	–152 kg (–335 lb.)	–110 kg (–242 lb.)	–97 kg (–214 lb.)	0 mm (0 in.)	+5 mm (+0.2 in.)	–10 mm (–0.4 in.)
Bridgestone 20.5 R 25, 1 Star L-2 VUT	–68 kg (–149 lb.)	–49 kg (–108 lb.)	–43 kg (–95 lb.)	0 mm (0 in.)	+4 mm (+0.2 in.)	–10 mm (–0.4 in.)
Titan 20.5 R 25, 1 Star L-2 TGD2	–116 kg (–255 lb.)	–84 kg (–184 lb.)	–74 kg (–162 lb.)	0 mm (0 in.)	–6 mm (–0.2 in.)	–10 mm (–0.4 in.)
Firestone 20.5-25, 16 PR L-3 SRG Bias	–276 kg (–608 lb.)	–200 kg (–440 lb.)	–176 kg (–388 lb.)	0 mm (0 in.)	+9 mm (+0.4 in.)	+6 mm (+0.2 in.)
Titan 20.5-25, 16 PR L-2 Bias	–232 kg (–511 lb.)	+168 kg (+370 lb.)	–148 kg (–326 lb.)	0 mm (0 in.)	+9 mm (+0.4 in.)	–1 mm (0 in.)
Firestone 20.5-25, 16 PR L-2 SGG Bias	–280 kg (–617 lb.)	–203 kg (–446 lb.)	–178 kg (–393 lb.)	0 mm (0 in.)	+6 mm (+0.2 in.)	+2 mm (+0.1 in.)
Michelin 600/65 R 25, 1 Star L-3T XLD <sup>§</sup>	+16 kg (+36 lb.)	+12 kg (+26 lb.)	+10 kg (+23 lb.)	0 mm (0 in.)	+95 mm (+3.7 in.)	–31 mm (–1.2 in.)
Michelin 20.5 R 25, L2T XSNO-PLUS	–96 kg (–212 lb.)	–69 kg (–153 lb.)	–61 kg (–135 lb.)	0 mm (0 in.)	+7 mm (+0.3 in.)	–33 mm (–1.3 in.)
Michelin 620/75R26 MegaXbib <sup>§</sup>	–207 kg (–457 lb.)	–150 kg (–331 lb.)	–132 kg (–291 lb.)	+86 mm (+3.4 in.)	+147 mm (+5.8 in.)	+23 mm (+0.9 in.)
Michelin 750/65R26 MegaXbib <sup>§</sup>	+37 kg (+81 lb.)	+27 kg (+58 lb.)	+23 kg (+51 lb.)	+222 mm (+8.7 in.)	+422 mm (+16.6 in.)	+36 mm (+1.4 in.)
CaCl <sub>2</sub> in 20.5-25, L-3 Rear Tires, 75% Fill	+825 kg (+1,820 lb.)	+1193 kg (+2,631 lb.)	+1051 kg (+2,318 lb.)	N/A	N/A	N/A

\*May change based on vehicle configuration, weight, or tire-pressure adjustments.

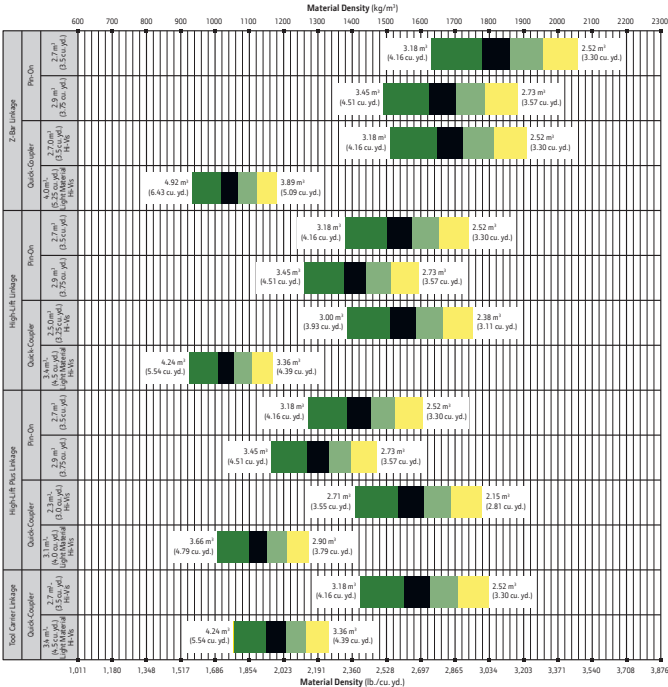
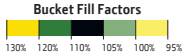
<sup>§</sup>CaCl<sub>2</sub> not recommended.

<sup>§</sup>Equipped with 1-piece rims.

<sup>§</sup>Requires 8-deg. rear axle stops.

Bucket Selection Guides

LOOSE MATERIALS	kg/m <sup>3</sup>	lb./cu. yd.	LOOSE MATERIALS	kg/m <sup>3</sup>	lb./cu. yd.
Chips, pulpwood	288	486	Limestone, coarse, sized	1570	2,646
Cinders (coal, ashes, clinkers)	673	1,134	Limestone, mixed sizes	1682	2,835
Clay and gravel, dry	1602	2,700	Limestone, pulverized or crushed	1362	2,295
Clay, compact, solid	1746	2,943	Sand, damp	2083	3,510
Clay, dry in lump/loose	1009	1,701	Sand, dry	1762	2,970
Clay, excavated in water	1282	2,160	Sand, voids, full of water	2083	3,510
Coal, anthracite, broken, loose	865	1,458	Sandstone, quarried	1314	2,214
Coal, bituminous, moderately wet	801	1,350	Shale, broken, crushed	1362	2,295
Earth, common loam, dry	1218	2,052	Slag, furnace granulated	1955	3,294
Earth, mud, packed	1843	3,105	Stone or gravel, 37.5 to 87.5-mm (1.5 to 3.5 in.) size	1442	2,430
Granite, broken	1538	2,592	Gypsum	2275	3,834
Gypsum	2275	3,834	Stone or gravel, 18.75-mm (0.75 in.) size	1602	2,700



# Additional equipment

Key: ● Standard ▲ Optional or special  
See your John Deere dealer for further information.

624 P	Engine
●	Wet-sleeve cylinder liners
●	Programmable auto-idle and auto shutdown
●	Selected idle adjustment from 900–1,250 rpm
●	Starter excessive-cranking protection
●	Automatic engine cool-down timer
●	Automatic derating for exceeded system temperatures
●	Serpentine drive belt for automatic tensioner
●	Electrical fuel-priming pump
●	Dual-stage fuel filter and water separator
●	500-hour vertical spin-on oil filter
▲	Engine-compartment light
▲	Chrome exhaust stack
●	Automatic glow plugs for cold start
▲	Engine-block heater (recommended for cold starts below –23 deg. C [–10 deg. F])
▲	Centrifugal engine air pre-cleaner
▲	Throttle lock

624 P	Powertrain
●	Clutch cutoff with 4 operator settings: Automatic, level ground, small slope, or steep slope
●	Programmable maximum high gear
●	Clutch calibration engaged from monitor
●	2,000-hour vertical spin-on transmission filter
●	Transmission fill tube and sight gauge
●	Transmission diagnostic ports
▲	5-speed transmission with non-lockup torque converter
●	5-speed transmission with lockup torque converter
●	Front locking differential
▲	Rear locking differential
▲	Brake retractors and adjusters
▲	Automatic differential lock
●	Axle oil temperature sensing
▲	Wheel-spin control

624 P	Quad-Cool™ Cooling System
●	Heavy-duty, trash-resistant radiator and high-ambient cooling package
●	2-side access to all coolers
●	Isolated from engine compartment
●	Engine radiator
●	Engine oil cooler
●	Hydraulic oil cooler (oil to air)
●	Transmission oil cooler (oil to air)
●	Charge air cooler (air to air)
●	Fuel cooler
●	Coolant recovery tank
●	Antifreeze, –37 deg. C (–34 deg. F)
●	Cool-on-demand, hydraulically driven, swing-out fan
●	Enclosed fan safety guard
▲	Automatic reversing fan drive
●	Axle and service-brake coolers

# Additional equipment *(cont.)*

Key: ● Standard ▲ Optional or special  
See your John Deere dealer for further information.

624 P	Hydraulics
●	Electrohydraulic (EH) controls with soft stops and adjustable settings
●	In-cab adjustable automatic return-to-dig bucket positioner
●	In-cab adjustable automatic boom-height kickout/return to carry
●	Reservoir with sight gauge and fill strainer
●	Hydraulic diagnostic ports
●	4,000-hour in-tank filter
●	2 function — joystick with F-N-R
▲	2 function — 2-lever fingertip controls and steering column F-N-R
▲	3 function — joystick with F-N-R and integrated 3rd-function roller
▲	3 function — 3-lever fingertip controls and steering column F-N-R
▲	4 function — joystick with F-N-R and integrated 3rd/4th-function rollers
●	Programmable multifunction buttons (2)
●	Adjustable and continuous hydraulic-flow settings
●	Programmable attachment settings
▲	Ride control, automatic with monitor-adjustable speed settings
▲	Hydraulic control system for quick-coupler locking pins
▲	Hydrau™ XR cold-temperature hydraulic fluid recommended below -25 deg. C (-13 deg. F)
	Steering Systems
●	Conventional steering wheel with spinner knob
▲	Secondary steering
	Electrical
●	Solid-state electrical power-distribution system
●	Lockable master electrical-disconnect switch
●	Battery-terminal safety covers
●	By-pass start safety cover at starter
●	Remote jump-start access in battery box
●	Pre-wired for beacon/strobe light
●	Lights: Halogen driving lights with guards (2) / Front (4), rear cab (2), and rear grille (2) work lights / LED front turn signals and flashers / LED stop- and taillights
▲	Premium LED light package (all exterior lights are heavy-duty LED)
●	Programmable courtesy lights
●	Horn, electric
●	Reverse warning alarm
●	Multifunction/multi-language 178-mm (7 in.) LCD color monitor includes: Digital instruments — Analog display (hydraulic oil temperature, engine coolant temperature, transmission oil temperature, and engine oil pressure) / Digital display (engine rpm, transmission gear/direction indicator, hour meter, fuel level, diesel exhaust fluid (DEF) level, speedometer, odometer, and average fuel consumption)
▲	Multifunction/multi-language 127-mm (5 in.) LCD color monitor includes: Digital instruments — Analog display (hydraulic oil temperature, engine coolant temperature, transmission oil temperature, and engine oil pressure) / Digital display (engine rpm, transmission gear/direction indicator, hour meter, fuel level, DEF level, speedometer, odometer, and average fuel consumption)

624 P	Electrical <i>(continued)</i>
▲	Integrated cycle counter with 5 categories
●	Indicator lights: Standard and selected options / Amber caution and red stop
●	Operator-warning messages
●	Built-in diagnostics: Diagnostic-code details / Sensor values / Calibrations / Individual circuit tester
▲	Electrical corrosion-prevention package
●	Standard AM/FM/Weather-Band (WB) radio with remote auxiliary port
▲	Premium AM/FM/WB radio with Bluetooth®, remote auxiliary port, and remote USB port (premium cab only)
●	24- to 12-volt, 8-amp converter and cab power ports (3)
▲	24- to 12-volt, 15- or 30-amp converter and cab power ports (3)
	Operator's Station
●	Standard cab with air conditioning/heater (ROPS/FOPS Level 1, isolation mounted)
▲	Premium cab with air conditioning/heater (ROPS/FOPS Level 1, isolation mounted)
▲	Automatic temperature control (premium cab only)
●	Rear window defrost vent
●	Keyless start with multiple security modes
●	Sealed-switch module with function indicators
●	Seat with backrest extension, deep foam, fabric cover, and adjustable air suspension
▲	Premium seat with high-wide back- and headrest extension, heated and ventilated, leather/fabric cover, and adjustable heavy-duty air suspension
●	Hydraulic controls integrated to seat
●	High-visibility, bright-orange seat belt, 76 mm (3 in.), with retractor
▲	Seat-belt minder monitoring with JDLink™ and seat-belt indicator beacon
●	Cup holder and cup/Thermos® holder with retaining strap
●	Lunch-box/cooler holder with tie-down brackets
●	Coat hook
●	LED dome and reading light
●	Rubber floor mat
●	Dual-tilt steering column
●	Operator's manual storage compartment
●	Outside (2) and inside (1) rearview mirrors
▲	Heated outside mirrors with convex lens
▲	In-cab adjustable heated outside mirrors with convex lens (premium cab only)
●	Left-side operator-station access
●	Fall-arrest system anchor points tested to 2268 kg (5,000 lb.) on front of cab
●	Slip-resistant steps and ergonomic handholds
●	Pull-down front sun visor
●	Front and rear intermittent windshield wipers and washers
▲	Powered cab air pre-cleaner
▲	Beacon bracket only
▲	Beacon bracket with strobe beacon
●	Rearview camera

624 P	Operator's Station <i>(continued)</i>
▲	Rearview camera with radar object-detection system
▲	Dedicated 178-mm (7 in.) rear camera display
▲	Advanced rear object-detection system
▲	Advanced vision system
●	Payload scale ready
▲	SmartWeigh™ ready + trial
▲	SmartWeigh
▲	Fire extinguisher
	Loader Linkage
●	Z-Bar loader linkage (parallel lift)
▲	High-Lift Z-Bar loader linkage (parallel lift)
▲	High-Lift Plus Z-Bar loader linkage (parallel lift)
▲	Tool Carrier linkage for visibility (parallel lift)
	Buckets and Attachments
▲	Full line of Deere pin-on buckets, coupler buckets, and forks
▲	John Deere hydraulic coupler that accepts JRB-pattern attachments
▲	Hi-Vis hydraulic coupler that accepts Euro-pattern attachments (ISO)
	Overall Vehicle
●	JDLink wireless communication system (available in specific countries; see your dealer for details)
●	NeverGrease™ rear-axle oscillation
●	Front and rear tie-downs
●	Rear cast bumper/counterweight with rear hitch and locking pin
●	Articulation locking bar
●	Loader boom service locking bar
●	40-deg. steering articulation to each side with rubber-cushion stops on frame
●	Vandal protection with lockable engine enclosures, right counterweight storage, and filler access for radiator/fuel/DEF/hydraulic transmission
●	Left-side service steps and handholds
▲	Right-side service steps and handrails
▲	Left-side close-mounted steps
●	Storage compartment
●	Fuel-tank fill strainer
●	Heavy-duty fuel-tank guard
●	Ground-level fuel and DEF fill
●	Same-side ground-level daily servicing
●	20.5R25 tires on 3-piece rims
▲	Ag material-handling package
▲	Waste handler (Z-Bar and High-Lift)
▲	Environmental drains and sample ports for engine, transmission, hydraulic oils, and engine coolant
●	Fenders, front narrow
▲	Fenders, front full width
▲	Fenders, front and rear full width
▲	Fenders, front and rear full width with mud flaps
▲	Less wheels and tires with axle stops
▲	Rims less tires
▲	Transmission side-frame and bottom guards
▲	Special guarding for waste applications
▲	Lift eyes
▲	License-plate bracket and light

While general information, pictures, and descriptions are provided, some illustrations and text may include product options and accessories NOT AVAILABLE in all regions, and in some countries products and accessories may require modifications or additions to ensure compliance with the local regulations of those countries.

Net engine power is with standard equipment including air cleaner, exhaust system, alternator, and cooling fan at test conditions per ISO 9249. No derating is required up to 3050-m (10,000 ft.) altitude. Specifications and design subject to change without notice. Specifications with the exception of bucket capacity are in accordance with all applicable ISO standards. Except where otherwise noted, these specifications are based on a unit with applicable linkage and standard equipment, ROPS cab, rear cast bumper/counterweight, transmission side-frame guards, bottom guards, standard tires, full fuel tank, and 79-kg (175 lb.) operator.





MW624PAU (23-03)



**JOHN DEERE**





Company ID Number: 513478

## THE E-VERIFY PROGRAM FOR EMPLOYMENT VERIFICATION MEMORANDUM OF UNDERSTANDING

### ARTICLE I

#### PURPOSE AND AUTHORITY

This Memorandum of Understanding (MOU) sets forth the points of agreement between the Department of Homeland Security (DHS) and **Warrior Tractor & Equipment Co., Inc.** (Employer) regarding the Employer's participation in the Employment Eligibility Verification Program (E-Verify). This MOU explains certain features of the E-Verify program and enumerates specific responsibilities of DHS, the Social Security Administration (SSA), and the Employer. E-Verify is a program that electronically confirms an employee's eligibility to work in the United States after completion of the Employment Eligibility Verification Form (Form I-9). For covered government contractors, E-Verify is used to verify the employment eligibility of all newly hired employees and all existing employees assigned to Federal contracts or to verify the entire workforce if the contractor so chooses.

Authority for the E-Verify program is found in Title IV, Subtitle A, of the Illegal Immigration Reform and Immigrant Responsibility Act of 1996 (IIRIRA), Pub. L. 104-208, 110 Stat. 3009, as amended (8 U.S.C. § 1324a note). Authority for use of the E-Verify program by Federal contractors and subcontractors covered by the terms of Subpart 22.18, "Employment Eligibility Verification", of the Federal Acquisition Regulation (FAR) (hereinafter referred to in this MOU as a "Federal contractor with the FAR E-Verify clause") to verify the employment eligibility of certain employees working on Federal contracts is also found in Subpart 22.18 and in Executive Order 12989, as amended.

### ARTICLE II

#### FUNCTIONS TO BE PERFORMED

##### A. RESPONSIBILITIES OF SSA

1. SSA agrees to provide the Employer with available information that allows the Employer to confirm the accuracy of Social Security Numbers provided by all employees verified under this MOU and the employment authorization of U.S. citizens.
2. SSA agrees to provide to the Employer appropriate assistance with operational problems that may arise during the Employer's participation in the E-Verify program. SSA agrees to provide the Employer with names, titles, addresses, and telephone numbers of SSA representatives to be contacted during the E-Verify process.
3. SSA agrees to safeguard the information provided by the Employer through the E-Verify program procedures, and to limit access to such information, as is appropriate by law, to individuals responsible for the verification of Social Security Numbers and for evaluation of the E-Verify program or such other persons or entities who may be authorized by SSA as governed



Company ID Number: 513478

To be accepted as a participant in E-Verify, you should only sign the Employer's Section of the signature page. If you have any questions, contact E-Verify at 888-464-4218.

**Employer Warrior Tractor & Equipment Co., Inc.**

**Stanley McCracken**

Name (Please Type or Print)

Title

**Electronically Signed**

**03/01/2012**

Signature

Date

**Department of Homeland Security – Verification Division**

**USCIS Verification Division**

Name (Please Type or Print)

Title

**Electronically Signed**

**03/01/2012**

Signature

Date

**Information Required for the E-Verify Program**

**Information relating to your Company:**

Company Name: **Warrior Tractor & Equipment Co., Inc.**

Company Facility Address: **6801 McFarland Blvd**

**Northport, AL 35476**

Company Alternate  
Address: **P O Box 412**

**Northport, AL 35476**

County or Parish: **TUSCALOOSA**

Employer Identification  
Number: **630588737**





**Company ID Number: 513478**

North American Industry Classification Systems Code:	423
Administrator:	Warrior Tractor and Equipment Co., Inc.
Number of Employees:	100 to 499
Number of Sites Verified for:	1
<b>Are you verifying for more than 1 site? If yes, please provide the number of sites verified for in each State:</b>	
<ul style="list-style-type: none"><li>• ALABAMA 1 site(s)</li></ul>	

**Information relating to the Program Administrator(s) for your Company on policy questions or operational problems:**

Name:	Stanley N McCracken		
Telephone Number:	(205) 339 - 0300	Fax Number:	(205) 333 - 0101
E-mail Address:	wte024@warriortractor.com		