

BID SUBMITTAL FORM
Alabama County Joint Bid Program
BID ITEM – ASPHALT DISTRIBUTOR WITH CHASSIS

Company Name: Cowin Equipment Company Inc.

Address: 4325 Northern Blvd.

Montgomery Al 36110

Bid Submitted by: John Edwards
(Name of company representative)

Title: Governmental Sales Manager E-mail address: jedwards@cowin.com

Phone: 850-685-7055 Fax: 334-834-2272

By submitting this bid, we agree:

Initials

The equipment model number identified below meets the bid specs for this bid item

JE

That the bid price will be honored for all counties for the period from **January 1, 2026** to **June 30, 2026**.

JE

The equipment will be delivered at the bid price to all counties participating in the joint bid program

JE

The company representative listed above will be the contact person for purchasing this bid item under the joint bid program

JE

The bid is accompanied by a current catalog or model specification document for the model number identified below

JE

The bid is accompanied by a copy of the manufacturer's standard warranty as required in the bid specifications

JE

The bid includes the E-Verify documentation required by Alabama law

JE

We comply with, and if awarded the contract, we will comply with, the requirements of Section 41-16-50 and Sections 41-16-160 to -166, Code of Alabama 1975.

JE

If awarded the bid, a performance bond will be provided upon request

JE

The bid documents include the **Manufacturer's Suggested Retail Price Sheet (MSRP) for the Standard Machine.**

JE

ASPHALT DISTRIBUTOR WITH CHASSIS

Total Bid Price for Standard Machine: \$ \$326,209.00
(Total Bid Price for Standard Machine Includes Freight Preparation, Delivery and Standard Warranty Costs)*

Freight Preparation and Delivery: \$ \$4,500.00
(Included in Standard Machine Bid Price)

Manufacturer's Suggested Retail Price for Standard Machine: \$ \$367,539.00

Equipment Model #: Etnyre Centennial Blacktopper

Description: Asphalt Distributor

Signature of company representative submitting bid: John Edwards

Title: Governmental Sales Manager

***NOTE:** Award will be made based on the total cost of the **standard machine**. The total cost of the standard machine is to include freight preparation, delivery and standard warranty cost. Freight preparation and delivery will be excluded from the total bid price of the standard machine in determining the percentage discount for any available options.

BID SUBMITTAL FORM: OPTION COST SHEET ASPHALT DISTRIBUTOR WITH CHASSIS

By submitting this bid, we agree:

To offer any available options at the percent difference between the Manufacturer's Suggested Retail Price Sheet and the actual bid price on the Standard Machine*

7%

The bid documents include the Manufacturer's Suggested Retail Price Sheet (MSRP) with **any available options** for the Standard Machine

7%

Equipment Model #: Etnyre Centennial Blacktopper

Description: Asphalt Distributor

Signature of company representative submitting bid: John Edwards

Title: Governmental Sales Manager

***Note:** The percent difference between the **Manufacturer's Suggested Retail Price Sheet (MSRP)** for the standard machine as specified by these **Bid Specifications** and the actual price bid by the vendor will be calculated to determine the percentage discount to be applied to any available options. The bid price of the freight preparation and delivery cost shall be excluded in determining the percentage discount to be applied to available options. Any individual county may choose to add any available option to the standard machine at the percentage discount at the time of purchase.

BID SPECIFICATIONS FOR ASPHALT DISTRIBUTOR WITH CHASSIS

GENERAL

These specifications shall be construed as the minimum acceptable standards for an **Asphalt Distributor with Chassis**. Should the manufacturer's current published data or specifications exceed these standards, the manufacturer's standards shall be considered minimum and shall be furnished. All integral parts not specifically mentioned in the scope of these specifications that are necessary to provide a complete working unit shall be furnished. Additionally, the machine offered for bid shall include all standard manufacturers' equipment. The asphalt distributor with chassis must be a new current production model and shall meet all EPA and other applicable standards at the time of manufacturer.

The use of specific names and numbers in the specification is not intended to restrict the bidder or any seller or manufacturer but is intended solely for the purpose of indicating the type, size and quality of equipment considered best adapted to the uses of counties participating in this joint bid.

BID SUBMITTAL FORM

Each bidder must submit his or her bid on the Bid Submittal Form included in the Invitation to Bid package. All written warranties to be submitted shall be attached to the Bid Submittal Form.

BID PRICE

The bid price shall include all destination charges, delivery charges, title fees, rebates, and all other applicable costs and refunds.

MANUALS

Each unit shall be provided with one (1) copy of the operator's manual, one (1) copy of the repair manual and one (1) copy of the current parts manual. Units will not be accepted for delivery until the manuals as outlined above are received by the purchaser.

REPLACEMENT PARTS AVAILABILITY

Parts must be available for 5 years or 7,500 hours of use for the piece of equipment bid. If replacement parts are not delivered within three (3) working days of an order being placed, the bidder will deliver an equivalent machine for the county to use at no cost to the county until such time as the parts are delivered to the county so it can affect repairs on its machine.

WARRANTY

Bidders shall submit a copy of the manufacturer's standard warranty. Warranty shall include service response time of maximum of 36 hours within notification by county.

Yes ☒ No ☐

Page or Attachment No. ☒

OPERATING CAPACITY

Unit shall have a tank capacity of 2000 gallons.

Yes ☒ No ☐
Page # 1

TANK DESIGN

It is important that the Distributor be capable of returning all material in the spray bar, hand spray and distributing lines to the Distributor tank by means of pump suction. This function is to be accomplished without reversing the asphalt pump. Tank shall be bolstered and straddle mounted to allow for flexing of tank when heated.

Yes ☒ No ☐
Page # 1

Unit shall use volumetric metering with no bypass when spraying to ensure accuracy of application. Provision shall be made for easily draining the circulating system independently of the tank and for flushing circulating system and pump with not more than three (3) quarts of fuel oil so as not to dilute tank contents.

Yes ☒ No ☐
Page # 1

Material: Shell to be 10-gauge steel. Tanks to have 10-gauge steel heads, deep dished and flanged, welded to tank shell both inside and outside for strength and durability.

Yes ☒ No ☐
Page # 1

Surge Plate: Tank to be supported with full section surge plate, deep dished and flanged, constructed of 10-gauge steel. To be spaced to provide adequate tank strength and proper surge control. Openings shall be provided in the surge plates for the free flow of material to the pump and large enough for a man to crawl through.

Yes ☒ No ☐
Page # 1

Manhole: 20" inside diameter manhole with quick-opening cover.

Yes ☒ No ☐
Page # 1

Overflow: 3" diameter overflow, extending at least 6 inches above the liquid, and draining internally only through the bottom of the tank in such a location as to clear all chassis members. Tank overflow design that drains asphalt material into the spill collar around manhole is not acceptable.

Yes ☒ No ☐
Page # 1

Tank design and construction to meet all applicable Federal Cargo Tank Regulations 49 CFR 173.247 and including DOT-406, HM-183, HM-198A, with consideration for hot asphalt products. Must have ASME tank approval number to assure that federal cargo tank regulations can be met.

Yes ☒ No ☐

Page # 1

POWER UNIT

Type: Hydrostatic transmission, consisting of Infinitely variable displacement pump with a minimum displacement of 3.1 cubic inches per revolution, axial piston type. Electronic stroker control.

Yes ☒ No ☐

Page # 2

Controls: Electronic micro-control of hydrostatic transmission for setting asphalt pump discharge rate shall be located in truck cab. Control to permit stopping the variable pump discharge without disconnecting the drive and be equipped with an override of the micro- control which shall allow increases in asphalt pump output for filling, sucking back, etc., without affecting application rate setting. Override control shall be located at rear of unit.

Yes ☒ No ☐

Page # 2

BITUMEN PUMP

Type: Positive displacement rotary gear type. 4 1/2" suction x 4" discharge.

Yes ☒ No ☐

Page # 2

Location: To be located below the bottom level of the tank so that the material will flow vertically from the suction to the discharge ensuring complete drainage when tank contents valve is closed.

Yes ☒ No ☐

Page # 2

Capacity: Minimum of 400 gallons per minute.

Yes ☒ No ☐

Page # 2

Self-Flushing line from fuel tank or heating system to fill line. Includes minimum 20 gallon capacity fuel tank with float level gauge. Located away from burners for safe operation.

Yes ☒ No ☐

Page # 2

HEATING SYSTEM

Flues: (2) with (LPG) liquid petroleum gas burner, with minimum of 1,000,000 BTU per hour per burner capacity. With pressure regulator, valves, piping, and 52-gallon frame mounted tank to be furnished.

Yes ☒ No ☐
Page # 2

SPRAY BAR

Full circulating 16 feet in length, hinged to permit folding for traveling. Length of bar in folded position not to exceed 8 feet.

Yes ☒ No ☐
Page # 2

Positive circulation from one end of the bar to the other end, regardless of bar length or asphalt pump rate.

Yes ☒ No ☐
Page # 2

To consist of 8' center section with (2) folding wing sections with electric-air on-off in 1' increments, cab controlled and an electric-hydraulic spray bar shifting, lifting and wing folding, cab controlled.

Yes ☒ No ☐
Page # 2

Nozzles to be spaced on 4" centers on spray bar and shall have an individual valve for each spray Nozzle and capable of .18 to .45 gallons per sq. yard application rates. Each nozzle valve to have flip lever control so spray width can be adjusted, and allows individual valves to be disconnected without the use of tools or pulling pins. Right and left side wings (bar extensions) to relieve fore and aft. Pin replacement required when bar relieves.

Yes ☒ No ☐
Page # 2

Bar to adjust for positive or negative crown and also adjustment for pitch of bar to aim nozzle valves rearward. Sections to be interchangeable, right or left side.

Yes ☒ No ☐
Page # 2

AIR CONTROLS

Distributor shall be equipped with air controls. Air for the controls shall be obtained from the air system on the truck chassis. The Distributor air system shall include its own air reservoir (using of truck chassis reservoir not acceptable) with check valve set at 80 pounds to prevent loss of air on truck chassis brakes in case lines are ruptured. System shall have its own airline oiling device and controls shall be electric, located in cab convenient to operator.

Yes ☒ No ☐
Page # 2

All air solenoid valves and hydraulic solenoid valves are to be mounted to be accessible and serviceable from the ground without climbing on the machine.

Yes ☒ No ☐
Page # 2

CONTROLS / INSTRUMENTATION

Computer with in-cab operator controls which include a computer-controlled switches for ten (minimum) preset application rates. Distance/volume reset switch. Application rate adjustment switch. Display select switch. System control of 4-way asphalt valve. Radar type sensor to pick up ground speed. In-cab instrumentation will include the following information on self-illuminated display(s) to include:

Yes ☒ No ☐
Page # 3

Truck travel speed feet/minute or meters/minute.

Yes ☒ No ☐
Page # 3

Application rate in gallons/square yard or liters/square yard.

Yes ☒ No ☐
Page # 3

Pump rate in gallons/minute or liters/minute.

Yes ☒ No ☐
Page # 3

Resettable distance sprayed in feet or meters.

Yes ☒ No ☐
Page # 3

Resettable volume sprayed in gallons or liters.

Yes ☒ No ☐
Page # 3

Low tank level warning.

Yes ☒ No ☐
Page # 3

Warnings that travel speed and/or applications rate are beyond system capability.

Yes ☒ No ☐
Page # 3

MISC

Dial Thermometer, 2", power wash down system including electric fuel pump, 15' hose with gun, wet storage box with drain plug & hinged lid, additional display in rear control box, 12' x 3" steel fill hose. (450 Deg) or 12' x 3" rubber fill hose (350 Deg), L.E.D. Lights, Sealed system, 3" cam lock fittings, wet storage box with drain plug and hinged lid and strobe light mounted on each corner.

Yes ☒ No ☐
Page # 3

CHASSIS

Chassis shall be 2020 or newer with a GVW of 33,000 lbs. with min. 21,000 lb. rear axle

Yes ☒ No ☐
Page # 2

Engine Shall be at least 280 hp. with VGT exhaust brake

Yes ☒ No ☐
Page # 2

Frame shall be at least 10-5/8 steel rails

Yes ☒ No ☐
Page # 3

Fuel tank shall be at least 70 gallons

Yes ☒ No ☐
Page # 7

Shall have power steering

Yes ☒ No ☐
Page # 4

Tires shall be 11R22.5 14 ply rating

Yes ☒ No ☐
Page # 2

Transmission shall be Allison 3500 RDS 6 speed automatic shift with a Fuller AT-1202 auxiliary transmission

Yes ☒ No ☐
Page # 2

Air conditioning shall be
Standard

Yes ☒ No ☐
Page # 7

Shall have the following:

Heated mirrors

Yes ☒ No ☐
Page # 7

LED Marker lights

Yes ☒ No ☐
Page # 5

Bendix air dryer

Yes ☒ No ☐
Page # 3

Tilting and Telescoping steering

Yes ☒ No ☐
Page # 4

Engine protection shut down

Yes ☒ No ☐
Page # 6

Battery disconnect switch

Yes ☒ No ☐
Page # 4

Power door locks and windows

Yes ☒ No ☐
Page # 8

INVITATION TO BID HEAVY EQUIPMENT

NOTICE OF BID OPENING

NOTICE IS HEREBY GIVEN that the Association of County Commissions of Alabama, which administers the Alabama County Joint Bid Program on behalf of Alabama's county governing bodies, shall receive and open bids for the purchase of zero (0) or more items of heavy road equipment at its office located at 2 North Jackson Street, Montgomery, Alabama, at **10:00 a.m. on Tuesday, November 18, 2025**. Bid specifications are available at <http://www.alabamacounties.org/heavy-equipment/> for each of the following items:

Track Mount Excavators
Compact Excavators
Mini Track Excavators
Wheeled Excavators
Highway Speed Truck Excavators
Motor Graders
Wheel Loaders
Heavy Duty Dump Chassis
Lowboy Tractors
Lowboy Trailers
Half Round End Dump
Skid Steer Loader and Attachments
Ride-on Industrial Boom Mowers
Rubber Tire Roller
Vibratory Roller

One-man Pothole Patchers
Trailer Mount Mastic Patcher/Crack Sealer
Trailer Mounted Patcher – Diesel
Trailer Mounted Patcher – Air Compressor/Tools
Chip Spreader
Asphalt Distributor
Asphalt Milling Attachments
Asphalt Storage Tanks
Backhoes
Bulldozers
Dump Bodies
Road Wideners
Ride On Industrial Boom Mowers

Time is of the essence in submitting bids and only bids received in the Association office by 10:00 a.m. Central Time on Tuesday, November 18, 2025 will be opened and considered. Bidders and any other interested individuals are invited to attend the bid opening.

NOTICE OF BID OPENING PROCEDURES

All bids for Heavy Equipment will be opened and the name(s) of the bidders read aloud on the morning of the bid opening on Tuesday, November 18, 2025 at 10:00 a.m. at 2 North Jackson Street, Montgomery, AL. The specifics of each bid submitted will be compiled by the Association staff thereafter and will be available, upon written or emailed request, one week after the bid opening. Requests should be emailed to jointbid@alabamacounties.org.

THE INVITATION PACKAGE

The invitation package for each item to be bid includes: this invitation to bid, the written bid specifications for the particular item of heavy road equipment, and a Bid Submittal Form to be used in submitting a bid for that particular item. Bidders should verify that they have received all pages of the invitation package. If there are any omissions, the bidder should contact Kenya Howard in the Association office by mail, fax, or e-mail (jointbid@alabamacounties.org) to request missing pages. It is the responsibility of the bidder to make this request in sufficient time to prepare and submit the bid in time for the bid opening. Bidders should carefully read and comply with all parts of the invitation package, including all attachments and/or any addendum.

PREPARING AND SUBMITTING BIDS

All bids must be typed or handwritten in ink on the attached Bid Submittal Form. **The completed Bid Submittal Form shall be placed in front of and separated from all other documents included in the bid packet, such that it will be the first document viewed upon opening the bid packet.**

Bids submitted in pencil and bids not submitted on the Bid Submittal Form **will not** be considered. All bids shall include a current catalog or model specification document for the equipment model number being offered for consideration. Bids submitted without such documentation **will not** be considered. Only information contained on the attached Bid Submittal Form and in the model specification document will be considered in evaluating bids.

Each separate requirement in the bid specification includes a block for indicating whether or not the item bid meets the specification. The bidder shall indicate compliance with each requirement by checking "Yes" or "No" in the block to the right of each bid specification. In addition, the bidder shall indicate the page number in the supplied manufacturer's equipment literature on which compliance with the specification can be verified. Failure to complete this portion of the bid form may result in the subject bid not being considered.

Each bid for one of the heavy equipment items included in the bid package must be submitted on the Bid Submittal Form for that item and forwarded in a separate envelope with the bid item and item number clearly identified on the outside of the envelope. Envelopes containing a "no bid" shall also include the words "NO BID" on the outside of the envelope. Facsimiles and e-mails will not be accepted. Bids submitted by "Express/Overnight" services must be in a separate inner envelope or package sealed and identified as stated above. All bids must be received in the Association office prior to the bid opening. Bids received after the deadline will be returned unopened.

The County Joint Bid Program reserves the right to require a performance bond from successful bidders as permitted under Alabama law. However, **no bid bond is required for this bid offering.**

All bids should be mailed or hand-delivered to:

**ATTN: Alabama County Joint Bid Program
Association of County Commissions of Alabama or ACCA
2 North Jackson Street, FL 7, Montgomery, Alabama 36104 (Physical Address)
P.O. Box 5040, Montgomery, Alabama 36103 (Mailing Address)**

BID SPECIFICATIONS

Please note that each piece of heavy equipment available for bid may include several different sizes and categories of machines. You should read each set of specifications very carefully as the differences vary depending upon the piece and size of equipment.

The award will be based on the total cost of the **Standard Machine** bid by the lowest responsible bidder. Each Bid shall include a **Manufacturer's Suggested Retail Price Sheet (MSRP)** for each machine bid. The percent difference between the Manufacturer's Suggested Retail Price (MSRP) for the standard machine as specified by these bid specifications and the actual price bid by the vendor will be calculated and that percentage discount shall be applied to any options an individual county may choose to add to the machine.

Both parties agree that the Vendor SHALL extend to ALL counties purchasing this equipment any factory discounts, incentives or rebates that become available during the Contract Period; provided that there are no alterations from the bid specifications for this item required in order to receive the discount, incentive, or rebate. FURTHER, BOTH PARTIES AGREE THAT THE VENDOR SHALL EXTEND TO ALL COUNTIES PURCHASING THIS EQUIPMENT THE SAME PURCHASE PRICE AND DISCOUNTS AS THEY ARE AWARDED ON ANY OTHER NATIONAL PURCHASING COOPERATIVE APPROVED BY THE DEPARTMENT OF EXAMINERS OF PUBLIC ACCOUNTS FOR USE BY ALABAMA COUNTIES.

Once the bids have been awarded, any county participant purchasing under this program may, at its discretion, add any of the vendor's available options at the same discount off the Manufacturer's Suggested Retail Price Sheet as was applied to the Standard Machine Price Bid.

Any use of specific names and/or model numbers in the attached specifications is not intended to restrict the bidder or any seller or manufacturer but is included solely for the purpose of indicating the type, size, and quality of materials, product services, or equipment considered best adapted to the use of the counties participating in the joint bid program.

ACQUISITION AND FINANCING OPTIONS

The awarded Vendor will provide the equipment, including any options required by the purchaser, at the awarded price as contracted through the Joint Bid Program. The purchaser may secure its own financing to acquire the equipment or execute any financial options available under Alabama law with the awarded Vendor in order to acquire the equipment.

BIDDER QUALIFICATIONS

All bidders and all program participants must be in compliance with any applicable federal, state, county and municipal laws, regulations, resolutions and ordinances, including but not limited to, licensing, permitting, and taxation requirements. All bidders should be prepared to submit evidence or documentation as proof that they are properly licensed and permitted under any applicable laws upon request. Such evidence or documentation may be submitted with the bid. **Additionally, all bidders shall provide proof that they are in compliance with the E-Verify requirements of Alabama's Immigration Law (Ala. Code § 31-13-1 et seq.). All bidders shall also affirm that they are in compliance with, and will comply with, Alabama's anti-boycott law (Ala. Code § 41-16-5) and anti-economic boycott law (Ala. Code § 41-16-160 et seq.).**

BID AWARD

The Houston County Commission will serve as the awarding authority for all bids and will award all contracts at a regular meeting of the Houston County Commission. Any and all bids submitted in compliance with this invitation to bid shall be considered, and award will be made to the lowest responsible bidder meeting bid specifications as determined by the awarding authority in compliance with Alabama law. All bids will be reviewed and evaluated by a committee created for that purpose, which committee will make comments and recommendations to the awarding authority regarding the award. All factors contained in each invitation package will be evaluated in determining the successful bidder, and any omissions of the stated requirements may be cause for rejection of the bid submitted. The awarding authority reserves the right to reject any and all bids, to waive any informality in bids, and to accept in whole or in part such bid or bids solely at its discretion.

The contract period will be Six (6) months with an option to renew each Six (6) months not to exceed a period of Three (3) years under identical price, terms, and conditions upon the mutual consent of the vendor and the awarding authority. Any renewal contract shall be approved in writing by the vendor and the awarding authority no later than **60 days** prior to the expiration of the existing contract.

CONTACT REGARDING BIDS AND INVITATION

Contact initiated by a potential bidder with any county official, county employee, or member of the Association staff shall only be as specifically set out in this Invitation to Bid. Any questions related to the bid or the County Joint Bid Program shall be directed to Association staff in writing under the procedures set out in this Invitation to Bid. Additionally, a bidder may contact the Association in writing to request an appointment to review bid specifications following the bid opening. **However, there shall be no communication with any county official or county employee regarding this bid between the date of this invitation and the date of bid award.** Any contact other than as set out here shall be deemed as an attempt to unduly influence the bid award, and shall be grounds for rejection of the bid submitted by the bidder initiating such other contact.

Any questions or problems related to downloading or obtaining copies of this Invitation to Bid should be directed to Kenya Howard at jointbid@alabamacounties.org or 334-263-7594.

Any other questions or requests for additional information regarding this invitation or the bid specifications shall be submitted **in writing** no later than five (5) days prior to bid opening to:

**ATTN: Patrick McDougald
Association of County Commissions of Alabama
P.O. Box 5040
Montgomery, Alabama 36104**

OR

**Patrick McDougald
Email: pattymackdaddy@gmail.com**

Distributor MSRP

Item	Description	Qty	MSRP
MODEL	BLACKTOPPER	1	
TANK SIZE	2,000 GALLONS	1	\$197,092
TANK CODE	MEETS DOT 49CFR173.247	1	\$0
FIBERGLASS INSULATION 2"	.040" ALUMINUM JACKETING	1	\$0
MANHOLE 20" WITH INTERNAL OVERFLOW	NON-RELIEVING	1	\$0
SAMPLE VALVE	LOCATED IN REAR HEAD	1	\$0
LADDER	WALKWAY TO MANHOLE	1	\$0
TANK GAUGE	REAR, 50 GALLON INCREMENTS	1	\$0
THERMOMETER	5" DIAL	1	\$0
CIRCULATION SYSTEM	400 GPM PUMP	1	\$0
HEATED PUMP	FROM TRUCK COOLING SYSTEM	1	\$0
VALVES/CONTROLS	4-WAY ASPHALT VALVE AND SUCKBACK VALVES (WITH TOUCH PAD IN BOX AT REAR)	1	\$0
SELF FLUSHING SYSTEM	INCLUDES FUEL OIL TANK AND LINE	1	\$0
POWER WASHDOWN SYSTEM	WITH HOSE AND WAND	1	\$0
SPRAY BAR - CAB CONTROL	12' BAR, 1' ON/OFF CONTROL WITH 3351009-NOZZLES	1	\$0
SPRAY BAR EXTENSIONS	1' W/ELECTRIC-AIR ON/OFF (16' TOTAL BAR LENGTH) WITH 3351009-NOZZLES	4	\$707
SPRAY BAR - CAB CONTROL	POWER SHIFT, LIFT AND WING FOLD	1	\$0
POWERED BAR LATCH	CONTROL AT FRONT AND REAR	1	\$0
HYDROSTATIC DRIVE	P.T.O. OFF TRANSMISSION INCLUDES SINGLE SPEED HYDRAULIC MOTOR	1	\$815
MANIFOLD STYLE VALVES	FOR 1' BAR ON-OFF CONTROLS	1	\$0
CONTROLS/INSTRUMENTATION	TOUCH SCREEN CONTROLS IN FRONT AND REAR CONTROL BOXES	1	\$0
NOZZLE RANGE INDICATOR	MOUNTED IN CAB	1	\$0
TAPER SWITCHES	FOR SPRAYBAR	1	\$0
USB PORT (FOR PRINTING)	TO DOWNLOAD INFO TO CUSTOMER LAPTOP COMPUTER INCLUDES NECESSARY SOFTWARE	1	\$0
TOOL BOX	SIDE OPENING WITH FLUSH-TYPE LOCK	1	\$0
HEATING SYSTEM	(2) FLUES, (2) BURNERS WITH DIGITAL TEMPERATURE READOUT, THERMOSTATICALLY CONTROLLED SHUT DOWN, OUTFIRE PROTECTION, TRAVEL LOCK OUT.	1	\$0
HEATING SYSTEM	(2) FLUES, (2) LPG BURNERS W/ FRAME MTD TANK	1	\$11
PAINT	ALL STEEL PARTS BLACK	1	\$0
HANDSPRAY ASSEMBLY	WITH 25' RUBBER HOSE	1	\$0
LIGHTING SYSTEM	L.E.D. SEALED	1	\$0
WET STORAGE BOX	WITH HINGED COVER & DRAIN PLUG	1	\$0
CONE TYPE STRAINER	IN FILL LINE	1	\$0
BACK-UP ALARM	ELECTRONIC	1	\$0
12' X 3" ULTRA-FLEX STEEL FILL HOSE	W/ 3" MALE THREAD EACH END	1	\$761
3" CAMLOCK FITTINGS	TO CONNECT CUST LOAD HOSE TO FILL LINE	1	\$299
L.E.D. STROBE LIGHTS	FOUR CORNER MOUNT	1	\$674
CHASSIS - NEW	SUPPLIED BY DEALER/CUSTOMER	1	\$4,755
(1) SET OF MANUALS	PARTS, OPERATIONS, MAINTENANCE, & SAFETY	1	\$0
International HV607		1	\$162,425
MSRP Total			\$367,539



Black-Topper™



Black-Topper™ FEATURES

- Auto-maintained application spray rate works at any bar width and truck speed
- Etnyre-designed 400 GPM asphalt pump created to handle a wide array of asphalt and asphalt emulsions
- Touch screen control panel features both the new touch screen and wing, bar & master switches
- Large cross-section "obstructionless" spray bar provides better circulation, faster heating, quicker starts and improved handling

Setting the Standard



- Electronic asphalt pump speed control provides superior dependability and control while reducing maintenance down-time
- Auto-maintained application spray rate works at any bar width and truck speed
- All spraying functions are cab-controlled, offering one-person operation
- Second set of controls for stationary functions located in rear driver-side panel
- Broad lighting packages include the option of work lights, LED lights, panel strobes, and beacons
- Tank walkway of material choice, either rubber or stainless steel
- No by-pass valve in circulating system offers precise application
- Etnyre's *Smart Clean* system flushes solvent through the circulating system for a clean, ready-to-go distributor after every job
- Balanced, dual-feed asphalt spray flow insures uniform application
- Custom-built tank sizes
- Each tank meets Federal regulations regarding containment of hot products

Innovative and durable design exclusive to Etnyre

Flanged and dished surge plates, double-welded heads, and saddle-type tank bolsters give Etnyre tanks extra strength, thermal resistance, and durability.

Etnyre-designed 400 G.P.M asphalt pump created to handle a wide array of asphalt and asphalt emulsions

Radar speed-sensing provides precise measurement of ground speed and distance.

Fuel Oil or LPG
Burners

Operators can access all spraying functions from the cab, including adjusting spray width.

Additional spray bar control package offers precise cab controls for each foot of spray bar

Etnyre's Smart Clean system offers the ability to flush the entire asphalt-spraying system



Large cross-section "obstructionless" spray bar provides better circulation, faster heating, quicker starts, and improved handling compared to other models

Etnyre's exclusive vacu-Flo suckback system clears any asphalt at any location in the system, and does so without reversing the asphalt pump or back-flushing the suction screen

All-pipe circulating system provides a safe, reliable, and efficient way for material to reach the spray bar. No flexible steel, rubber lines, and machined O-ring ball joints allow for freedom of movement and reduced maintenance

Proven performance – unbeatable accuracy

**The total package – capable and dependable,
the Etnyre asphalt distributor is built to stay
solidly on the job year after year.**



**FULL
CAB CONTROL**



**SOLID PIPE
CIRCULATING SYSTEM**



**FASTER HEATING
QUICKER STARTS**

Etnyre knows asphalt




Established in 1898, we grew up with the industry.
Etnyre's dependability, innovation, and dedication to our
customers earned our reputation as "standard of the industry".



**PRECISE
CONTROL**



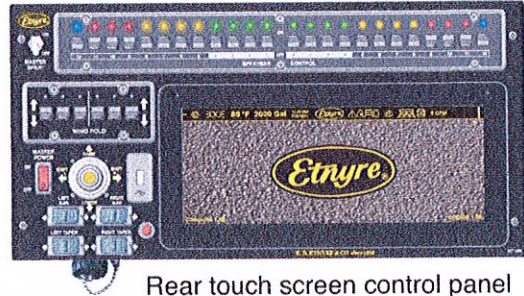
**SUPERIOR
DEPENDABILITY**



**CUSTOM BUILT
TANK SIZES**


Cutting-edge Technology

Etnyre's most technologically advanced distributor feature yet. A new *touch screen* control panel offers more efficient and ergonomic operation.



Rear touch screen control panel

Touch screen control panel features both the new touch screen and wing, bar, and master switches



Touch screen displays information simultaneously

Automatically maintain the pre-set application rate

- Change speed and/or adjust spray width with a single touch and the control automatically maintains the pre-set application rate.
- A built-in self diagnostic program monitors the control circuits.

Productivity is maximized with computerized application rate and in-cab spray bar controls

- The Etnyre computer automatically matches pump output to distributor speed. Enter the desired application rate and the computer maintains that rate regardless of distributor speed, bar width or transmission gear changes during operation.
- No switching between displays for information. The touch screen screen displays application rate, gallons per minute and feet traveled simultaneously on one screen.
- Store ten different application rates in memory and recall them with the push of a button.
- The pumping rate can be adjusted for loading and circulating without changing the desired spray or application rates.




Variable Width Sliding Spray Bar

Available as optional equipment



- Solid pipe ... no flexible asphalt hoses.
- Side shift capabilities.
- Up to 24' wide shots. Available in 18' or 24' configurations.
- Cab control.
- Infinitely variable bar widths.
- 4" width controls.
- No excess bar beyond shot width.





The standard of the industry for over 125 years.

Distributed by:



John Edwards
Governmental Sales Manager
850-685-7055
jedwards@cowin.com



1333 South Daysville Road, Oregon, Illinois 61061
Phone: 800-995-2116 or 815-732-2116 • Fax 815-732-7400
Web Site: www.etnyre.com • E Mail: sales@etnyre.com

E. D. Etnyre & Co., whose policy is one of continuous improvement, reserves the right to change specifications without notice. Photos and illustrations contain standard and optional equipment.



ESTABLISHED 1898
INCORPORATED 1917

E. D. ETNYRE & CO., Oregon, Illinois 61061-9778

1333 South Daysville Road • Phone 815/732-2116

Fax: Main Office 815-732-4277, Sales & Service 815-732-7400

Web Site: www.etnyre.com • E Mail: sales@etnyre.com

WARRANTY

E. D. Etnyre & Co. warrants to the original Purchaser, it's new product to be free from defects in material and workmanship for a period of twelve (12) months after date of delivery to original Purchaser. The obligation of the Company is limited to repairing or replacing any defective part returned to the Company and will not be responsible for consequential damages or any further loss by reason of such defect.

The company excludes all implied warranties of merchantability and fitness for a particular purpose. There are no warranties, express or implied, which extend beyond the description of the goods contained in this contract.

This warranty does not obligate the Company to bear the cost of machine transportation in connection with the replacement or repair of defective parts, nor does it guarantee repair or replacement of any parts on which unauthorized repairs or alterations have been made or for components not manufactured by the Company except to the extent of the warranty given by the original Manufacturer.

This warranty does not apply to:

- (1) Normal startup services, normal maintenance services or adjustments usually performed by the selling dealer, factory service representative or customer personnel.
- (2) Any product manufactured by E. D. Etnyre & Co. purchased or subjected to rental use.
- (3) Any product or part thereof which shows improper operation, improper maintenance, abuse, neglect, damage or modification after shipment from factory.
- (4) Any product or part thereof damaged or lost in shipment. Inspection for damage should be made before acceptance or signing any delivery documents releasing responsibility of the delivering carrier.

This warranty and foregoing obligations are in lieu of all other obligations and liabilities including negligence and all warranties of merchantability or otherwise, express or implied in fact or by law.

As part of the agreement in the specifications, Cowin Equipment commits to a maximum response time of 36 hours once we are notified of a warrantible repair.

LIMITED WARRANTY FOR HV507, HV607
***Effective with vehicles built July 01, 2017 or later**

Basic Vehicle

Navistar®, Inc., at its option, will repair or replace any part of this vehicle that proves defective in material or workmanship, in normal use and service, with new or RENEWED™ parts, based on the Component Coverages below.

Coverage	Months	Miles	Kilometers	Hours
Basic Vehicle Warranty	12	Unlimited	Unlimited	Unlimited
Basic Vehicle Warranty with Non-Navistar Engine	12	Unlimited	Unlimited	Unlimited
Frame Side Rails	84	Unlimited	Unlimited	Unlimited
Cab/Cowl Structure	60	Unlimited	Unlimited	Unlimited
Cab/Cowl Perforation Corrosion	60	Unlimited	Unlimited	Unlimited
Spicer Axles	24	Unlimited	Unlimited	Unlimited
Propeller Shaft	24	Unlimited	Unlimited	Unlimited
Eaton Clutch	24	Unlimited	Unlimited	Unlimited
TTC Transmission	24	Unlimited	Unlimited	Unlimited
Eaton/Fuller Transmission	24	Unlimited	Unlimited	Unlimited
Meritor Axles	24	Unlimited	Unlimited	Unlimited
Batteries	12	Unlimited	Unlimited	Unlimited
Brightwork, Chassis Paint and Corrosion (Other than Cab)	6	Unlimited	Unlimited	Unlimited
Hood/Cab Paint	12	Unlimited	Unlimited	Unlimited
First 90 Days from Delivery to User (DTU) + Towing	3	Unlimited	Unlimited	Unlimited
Federal Emissions Coverage (Medium/Heavy, Heavy Duty Diesel Engine Non-Navistar)	60	100,000	160,000	Unlimited
MY 2022 CALIFORNA CARB Emissions Coverage	60	350,000	560,000	Unlimited

Navistar Diesel Engine Coverage Includes:

Engine block, cylinder heads, internally lubricated components, fuel pump, high pressure pump, turbocharger, water pump, air compressor, injectors/nozzles; electronic engine modules, engine relays, engine sensors and regulators required for electronic engine operation, and certain aftertreatment components. Excluding: attaching accessories (e.g., fan clutch, alternator, starter, etc.), and externally mounted electrical and filtration systems.

What is Not Included Under Basic Coverage

Components/Items

- Components warranted by their respective manufacturers (such as non-International® brand engines, tires, Allison transmissions, lubricants, Cummins engines, Agility fuel systems, etc.)
- Bodies, equipment, and accessories installed by other than authorized International Truck employees at International Truck manufacturing plants
- Front and rear axle alignment
- Front and rear axle coverage excludes brakes, wheel ends, axle shafts, controls and attachments

Repairs & Maintenance

- Maintenance-related items/repairs, or those needed as a result of normal wear and tear, including tune-ups, brake/clutch linings, windshield wiper blades, tire balancing, lubrication, and other similar procedures/parts required to keep vehicle in good working condition
- Failures that are the result of poor fuel quality, water in fuel, rust, etc.
- Repairs needed as a result of vehicle misuse, negligent care, improper maintenance, improper operation, or the result of accident or collision
- Fade, runs, mismatch or damage to paint, trim items, upholstery, chrome, polished surfaces, etc., resulting from environmental causes such as improper polishes, cleaners or washing solutions, or chemical and industrial fallout
- Failure to observe published capacity or load specifications for engine, transmission, propeller shaft, axles (powertrain) and suspension

Other

- Vehicles sold and/or operated outside the United States and Canada
- This exception does not apply to vehicles that meet current US EPA emission standards, which were sold by an International dealer located in Mexico, if the vehicle is authorized by the US DOT to operate in long-haul, cross border transportation and the vehicle is only operated in the United States, Canada, and Mexico
- Vehicles/components that have had unauthorized alterations or modifications
- Vehicles on which the odometer reading has been altered
- Loss of time or use of the vehicle, loss of profits, inconvenience, or other consequential or incidental damages or expenses
- Replacement of defective parts with parts other than those provided by Navistar, Inc.

LIMITED WARRANTY FOR HV507, HV607
***Effective with vehicles built July 01, 2017 or later**

Obtaining Service

Return this vehicle to any International Truck dealer authorized to service this model vehicle and engine.

This warranty is automatically transferred to subsequent owners at no charge. Visit your local Authorized International Truck dealer for name and address change information.

Note: The customer has 365 days and up to a maximum of 100,000 miles (160,000 km) from DTU to purchase an extended warranty on the unit. For extended warranty purchases between 181 and 365 days from DTU and <100,000 miles (160,000 km) an additional fee will be assessed. See your local International dealer for details.

Disclaimer

NO WARRANTIES ARE GIVEN BEYOND THOSE DESCRIBED HEREIN. THIS WARRANTY IS IN LIEU OF ALL OTHER WARRANTIES, EXPRESSED OR IMPLIED. THE COMPANY SPECIFICALLY DISCLAIMS WARRANTIES OF MERCHANTABILITY AND FITNESS FOR A PARTICULAR PURPOSE, ALL OTHER REPRESENTATIONS TO THE USER/PURCHASER, AND ALL OTHER OBLIGATIONS OR LIABILITIES. THE COMPANY FURTHER EXCLUDES LIABILITY FOR INCIDENTAL AND CONSEQUENTIAL DAMAGES, ON THE PART OF THE COMPANY OR SELLER.

No person is authorized to give any other warranties or to assume any liabilities on the Company's behalf unless made or assumed in writing by the Company, and no other person is authorized to give any warranties or to assume any liabilities on the seller's behalf unless made or assumed in writing by the seller.

Remedies Under State or Provincial Law: Some States and Provinces do not allow the exclusion or limitation of incidental or consequential damages, so the above limitations or exclusions may not apply to the owner. This warranty gives the owner specific legal rights, and he may also have other legal rights which may vary by state or province.

Telematics Data Disclosure

Your Navistar vehicle may include an activated telematics subscription service. By accepting this Limited Warranty, you consent to our collection and use of data from your vehicle as set forth at www.oncommandconnection.com on behalf of yourself and any vehicle operators and passengers. Navistar, Inc., or its affiliates will collect and send diagnostic and system data from your vehicle and use it for various purposes as further set forth in our Privacy Policy, posted at www.oncommandconnection.com, such as improving the uptime for your vehicle, improving our vehicles in the future, and reducing warranty events. If you choose not to allow Navistar to access your data, you may suspend your subscription at www.InternationalTrucks.com/Opt-Out.

Record of Ownership

Upon receipt of new vehicle by original owner, complete the following:

I have read this Warranty Brochure and fully understand the warranty coverage. I acknowledge that I have received a copy of the Owner's Limited Warranty and I accept the terms described herein.

Customer Signature _____

Date _____

Owner's Address _____

City _____ State/Prov _____ Postal Code _____

Truck Model _____

Vehicle Identification Number _____

Engine Model Number _____

Engine Serial Number _____

Date Delivered to User (DTU) _____

Odometer Reading at Delivery _____

IMPORTANT: The information contained in this Warranty Policy explains the coverage provided on your new International vehicle. This policy should be kept in the vehicle for presentation to the Dealer when you request warranty services.



HV607 SBA

Sales Proposal For:
Cowin Equipment Company, Inc.

Presented By:
SOUTHLAND TRANSPORTATION GROUP

Prepared For:

Cowin Equipment Company, Inc.
Bennett Rutledge
2238 Pinson Valley Pkwy.
Birmingham, AL 35217-2009
(205)841 - 6666
Reference ID: N/A

Presented By:

SOUTHLAND TRANSPORTATION GROUP
Tim Bagents
1563 MAXWELL BOULEVARD
MONTGOMERY AL 36104 -
(334)832-4102

Thank you for the opportunity to provide you with the following quotation on a new International truck. I am sure the following detailed specification will meet your operational requirements, and I look forward to serving your business needs.

Model Profile
2026 HV607 SBA (HV607)

AXLE CONFIG:	4X2
APPLICATION:	Tar Spreader
MISSION:	Requested GVWR: 33000. Calc. GVWR: 33000. Calc. GCWR: 50000 Calc. Start / Grade Ability: 44.14% / 1.83% @ 55 MPH Calc. Geared Speed: 82.9 MPH
DIMENSION:	Wheelbase: 189.00, CA: 121.90, Axle to Frame: 100.00
ENGINE, DIESEL:	{Cummins B6.7 280} EPA 2024, 280HP @ 2400 RPM, 660 lb-ft Torque @ 1600 RPM, 2600 RPM Governed Speed, 280 Peak HP (Max)
TRANSMISSION, AUXILIARY:	{Fuller AT-1202} 2-Speed with Air Shift Controls
TRANSMISSION, AUTOMATIC:	{Allison 3500 RDS} 6th Generation Controls, Wide Ratio, 6-Speed with Double Overdrive, with PTO Provision, Less Retarder, Includes Oil Level Sensor, with 80,000-lb GVW and GCW Max, On/Off Highway
CLUTCH:	Omit Item (Clutch & Control)
AXLE, FRONT NON-DRIVING:	{Meritor MFS-12-143A} Wide Track, I-Beam Type, 12,000-lb Capacity
AXLE, REAR, SINGLE:	{Meritor MS-21-14X-4DFR} Single Reduction, 21,000-lb Capacity, R Wheel Ends Gear Ratio: 5.86
CAB:	Conventional, Day Cab
TIRE, FRONT:	(2) 11R22.5 Load Range G HSR 3 (CONTINENTAL), 494 rev/mile, 75 MPH, All-Position
TIRE, REAR:	(4) 11R22.5 Load Range G HSR 3 (CONTINENTAL), 494 rev/mile, 75 MPH, All-Position
SUSPENSION, REAR, SINGLE:	23,500-lb Capacity, Vari-Rate Springs
PAINT:	Cab schematic 100WL Location 1: 9219, Winter White (Std) Chassis schematic N/A

<u>Code</u>	<u>Description</u>	<u>F/R Wt</u> (lbs)	<u>Tot Wt</u> (lbs)
HV60700	Base Chassis, Model HV607 SBA with 189.00 Wheelbase, 121.90 CA, and 100.00 Axle to Frame.	6136/3644	9780
1570	TOW HOOK, FRONT (2) Frame Mounted	8/0	8
1ANA	AXLE CONFIGURATION {Navistar} 4x2	-41/-94	-135
	<u>Notes</u> : Pricing may change if axle configuration is changed.		
1CAJ	FRAME RAILS Heat Treated Alloy Steel (120,000 PSI Yield); 10.866" x 3.622" x 0.437" (276.0mm x 92.0mm x 11.1mm); 456.0" (11582mm) Maximum OAL	105/647	752
1LLA	BUMPER, FRONT Swept Back, Steel, Heavy Duty	0/0	0
1SAL	CROSSMEMBER, REAR, AF (1)	-5/25	20
1WGS	WHEELBASE RANGE 189" (480cm) Through and Including 256" (650cm)	271/-271	0
2ARW	AXLE, FRONT NON-DRIVING {Meritor MFS-12-143A} Wide Track, I-Beam Type, 12,000-lb Capacity	0/0	0
3ADC	SUSPENSION, FRONT, SPRING Parabolic Taper Leaf, Shackle Type, 12,000-lb Capacity, with Shock Absorbers	0/0	0
4091	BRAKE SYSTEM, AIR Dual System for Straight Truck Applications	0/0	0
	<u>Includes</u> : BRAKE LINES Color and Size Coded Nylon : DRAIN VALVE Twist-Type : GAUGE, AIR PRESSURE (2) Air 1 and Air 2 Gauges; Located in Instrument Cluster : PARKING BRAKE CONTROL Yellow Knob, Located on Instrument Panel : PARKING BRAKE VALVE For Truck : QUICK RELEASE VALVE On Rear Axle for Spring Brake Release: 1 for 4x2, 2 for 6x4 : SPRING BRAKE MODULATOR VALVE R-7 for 4x2, SR-7 with relay valve for 6x4/8x6		
4722	DRAIN VALVE {Bendix DV-2} Automatic, with Heater, for Air Tank	1/0	1
4AZA	AIR BRAKE ABS {Bendix AntiLock Brake System} 4-Channel (4 Sensor/4 Modulator) Full Vehicle Wheel Control System	0/0	0
4EBS	AIR DRYER {Bendix AD-9} with Heater	18/10	28
4EXP	BRAKE CHAMBERS, FRONT AXLE {Bendix} 20 SqIn	2/0	2
4EXU	BRAKE CHAMBERS, REAR AXLE {Bendix EverSure} 30/30 SqIn Spring Brake	0/7	7
4GBM	BRAKE, PARKING Manual Push-Pull Pneumatic Parking Brake	1/0	1
4LAG	SLACK ADJUSTERS, FRONT {Gunite} Automatic	14/0	14
4LGG	SLACK ADJUSTERS, REAR {Gunite} Automatic	0/14	14
4SPA	AIR COMPRESSOR {Cummins} 18.7 CFM	0/0	0
4VCL	AIR TANK LOCATION (2) Mounted Back of Cab, Outside Right Rail, with Ground Clearance	4/36	40
4VKC	AIR DRYER LOCATION Mounted Inside Left Rail, Back of Cab	14/7	21
4XDC	BRAKES, FRONT {Meritor 15X4 Q-PLUS CAST} Air S-Cam Type, Cast Spider, Fabricated Shoe, Double Anchor Pin, Size 15" X 4", 13,200-lb Capacity	-70/0	-70

<u>Code</u>	<u>Description</u>	<u>F/R Wt</u> (lbs)	<u>Tot Wt</u> (lbs)
4XDR	BRAKES, REAR {Meritor 16.5X7 Q-PLUS CAST} Air S-Cam Type, Cast Spider, Fabricated Shoe, Double Anchor Pin, Size 16.5" X 7", 23,000-lb Capacity per Axle	0/52	52
5710	STEERING COLUMN Tilting and Telescoping	17/2	19
5CAW	STEERING WHEEL 4-Spoke; 18" Dia., Black	0/0	0
5PSA	STEERING GEAR {Sheppard M100} Power	0/0	0
6DGG	DRIVELINE SYSTEM {Dana Spicer} 1710, for 4x2/6x2	5/23	28
7BEV	AFTERTREATMENT COVER Steel, Black	11/2	13
7BLW	EXHAUST SYSTEM Horizontal Aftertreatment System, Frame Mounted Right Side Under Cab, for Single Vertical Tail Pipe, Frame Mounted Right Side Back of Cab	137/40	177
7SCP	ENGINE EXHAUST BRAKE for Cummins ISB/B6.7/ISL/L9 Engine with Variable Vane Turbo Charger	0/0	0
7WAZ	TAIL PIPE (1) Turnback Type	7/3	10
7WDM	EXHAUST HEIGHT 10'	17/11	28
7WDN	MUFFLER/TAIL PIPE GUARD (1) Aluminum	10/6	16
8000	ELECTRICAL SYSTEM 12-Volt, Standard Equipment	0/0	0
	<u>Includes</u> : DATA LINK CONNECTOR For Vehicle Programming and Diagnostics In Cab : HAZARD SWITCH Push On/Push Off, Located on Instrument Panel to Right of Steering Wheel : HEADLIGHT DIMMER SWITCH Integral with Turn Signal Lever : PARKING LIGHT Integral with Front Turn Signal and Rear Tail Light : STARTER SWITCH Electric, Key Operated : STOP, TURN, TAIL & B/U LIGHTS Dual, Rear, Combination with Reflector : TURN SIGNAL SWITCH Self-Cancelling for Trucks, Manual Cancelling for Tractors, with Lane Change Feature : WINDSHIELD WIPER SWITCH 2-Speed with Wash and Intermittent Feature (5 Pre-Set Delays), Integral with Turn Signal Lever : WINDSHIELD WIPERS Single Motor, Electric, Cowl Mounted : WIRING, CHASSIS Color Coded and Continuously Numbered		
8518	CIGAR LIGHTER Includes Ash Cup	1/0	1
8GXD	ALTERNATOR {Leece-Neville AVI160P2013} Brush Type, 12 Volt, 160 Amp Capacity, Pad Mount, with Remote Sense	0/0	0
8HAB	BODY BUILDER WIRING Back of Day Cab at Left Frame or Under Sleeper, Extended or Crew Cab at Left Frame; Includes Sealed Connectors for Tail/Amber Turn/Marker/ Backup/Accessory Power/Ground and Sealed Connector for Stop/Turn	2/0	2
8MSG	BATTERY SYSTEM {Fleetrite} Maintenance-Free, (3) 12-Volt 1980CCA Total, Top Threaded Stud	28/25	53
8RMH	BATTERY DISCONNECT SWITCH {Cole-Hersee 75920-06} 300 Amp, Disconnects Charging Circuits, Locks with Padlock, Battery Box Mounted	3/0	3
8RMV	SPEAKERS (2) 6.5" Dual Cone Mounted in Doors	5/0	5
8RPR	ANTENNA for Increased Roof Clearance Applications	1/0	1
8RPT	RADIO AM/FM/WB/Clock/USB Input/Auxiliary Input	3/0	3

<u>Code</u>	<u>Description</u>	<u>F/R Wt</u> (lbs)	<u>Tot Wt</u> (lbs)
8THB	BACK-UP ALARM Electric, 102 dBA	0/3	3
8VAY	HORN, ELECTRIC Disc Style	0/0	0
8VUL	BATTERY BOX Steel, with Plastic Cover, 18" Wide, 2-4 Battery Capacity, Mounted Left Side Back of Cab	-34/11	-23
8WPH	CLEARANCE/MARKER LIGHTS (5) {Truck Lite} Amber LED Lights, Flush Mounted on Cab or Sunshade	0/0	0
8WTK	STARTING MOTOR {Delco Remy 38MT Type 300} 12 Volt, Less Thermal Over-Crank Protection	8/0	8
8WWJ	INDICATOR, LOW COOLANT LEVEL with Audible Alarm	0/0	0
8XAH	CIRCUIT BREAKERS Manual-Reset (Main Panel) SAE Type III with Trip Indicators, Replaces All Fuses	0/0	0
8XGT	TURN SIGNALS, FRONT Includes LED Side Turn Lights Mounted on Fender	0/0	0
8XHN	HORN, AIR Single Trumpet, Black, with Lanyard Pull Cord	3/0	3
8XNY	HEADLIGHTS Halogen	0/0	0
9AAB	LOGOS EXTERIOR Model Badges	0/0	0
9AAE	LOGOS EXTERIOR, ENGINE Badges	0/0	0
9HBM	GRILLE Stationary, Chrome	0/0	0
9WBC	FRONT END Tilting, Fiberglass, with Three Piece Construction, for WorkStar/HV	0/0	0
10060	PAINT SCHEMATIC, PT-1 Single Color, Design 100	0/0	0
	<u>Includes</u> : PAINT SCHEMATIC ID LETTERS "WL"		
10761	PAINT TYPE Base Coat/Clear Coat, 1-2 Tone	0/0	0
10AGB	COMMUNICATIONS MODULE Telematics Device with Over the Air Programming; Includes Five Year Data Plan and International 360	1/0	1
10SLV	PROMOTIONAL PACKAGE Government Silver Package	0/0	0
10UAV	VEHICLE REGISTRATION IDENTITY ID for Non CARB Omnibus/Non ACT Adopting State or Exempt Vehicle << Contains non-mitigated legacy engine & must be registered outside the States of CA/MA/OR unless exempt. You may be held liable under CA/MA/OR law for failure to properly register/otherwise failing to follow CA/MA/OR law>>	0/0	0
	<u>Notes</u> : CANNOT BE REGISTERED IN CA, OR, MA. For vehicles that will be registered in States other than CA, OR, MA.		
10WCY	SAFETY TRIANGLES	6/0	6
10XAN	FIRE EXTINGUISHER 5 lb Class A B C	8/2	10
10XAP	FIRE EXTINGUISHER BRACKET Mounted Left Side Driver Seat	1/0	1
11001	CLUTCH Omit Item (Clutch & Control)	0/0	0
12703	ANTI-FREEZE Red, Extended Life Coolant; To -40 Degrees F/ -40 Degrees C, Freeze Protection	0/0	0

<u>Code</u>	<u>Description</u>	<u>F/R Wt</u> (lbs)	<u>Tot Wt</u> (lbs)
12EMZ	VENDOR WARRANTY, ENGINE {Cummins} B6.7 Engine, 3-Year Unlimited Miles Standard Warranty	0/0	0
12EXW	ENGINE, DIESEL {Cummins B6.7 280} EPA 2024, 280HP @ 2400 RPM, 660 lb-ft Torque @ 1600 RPM, 2600 RPM Governed Speed, 280 Peak HP (Max)	0/0	0
12THT	FAN DRIVE {Horton Drivemaster} Two-Speed Type, Direct Drive, with Residual Torque Device for Disengaged Fan Speed	0/0	0
	<u>Includes</u> : FAN Nylon		
12UWZ	RADIATOR Aluminum, Cross Flow, Front to Back System, 1228 SqIn, with 1167 SqIn Charge Air Cooler, Includes In-Tank Oil Cooler	23/-5	18
	<u>Includes</u> : DEAERATION SYSTEM with Surge Tank : HOSE CLAMPS, RADIATOR HOSES Gates Shrink Band Type; Thermoplastic Coolant Hose Clamps : RADIATOR HOSES Premium, Rubber		
12VBC	AIR CLEANER Single Element	0/0	0
12VJR	EMISSION, CALENDAR YEAR {Cummins B6.7} EPA, OBD and GHG Certified for Calendar Year 2024	0/0	0
12VXV	THROTTLE, HAND CONTROL Engine Speed Control for PTO; Electronic, Mobile, Variable Speed; (Range 2 to 20 MPH) Mounted on Steering Wheel	2/0	2
12WVG	EPA IDLE COMPLIANCE Low NOx Idle Engine, Complies with EPA Clean Air Regulations; Includes "Certified Clean Idle" Decal on Hood	0/0	0
12WZE	CARB IDLE COMPLIANCE Does Not Comply with California Clean Air Idle Regulations	0/0	0
12XBM	ENGINE CONTROL, REMOTE MOUNTED Provision for; Includes Wiring for Body Builder Installation of PTO Controls and Starter Lockout, with Ignition Switch Control, for Cummins B6.7 and L9 Engines	0/0	0
12XCS	CARB EMISSION WARR COMPLIANCE Does Not Comply with CARB Emission Warranty	0/0	0
13607	TRANSMISSION, AUXILIARY {Fuller AT-1202} 2-Speed with Air Shift Controls	294/68	362
13BDR	TRANSMISSION, AUTOMATIC {Allison 3500 RDS} 6th Generation Controls, Wide Ratio, 6-Speed with Double Overdrive, with PTO Provision, Less Retarder, Includes Oil Level Sensor, with 80,000-lb GVW and GCW Max, On/Off Highway	223/60	283
13WET	TRANSMISSION SHIFT CONTROL Column Mounted Stalk Shifter, Not for Use with Allison 1000 & 2000 Series Transmission	1/0	1
13WLP	TRANSMISSION OIL Synthetic; 29 thru 42 Pints	0/0	0
13WUC	ALLISON SPARE INPUT/OUTPUT for Rugged Duty Series (RDS) and Regional Haul Series (RHS), General Purpose Trucks, Construction, Package Number 223	0/0	0
13WVV	NEUTRAL AT STOP Allison Transmission Shifts to Neutral When Service Brake is Depressed and Vehicle is at Stop; Remains in Neutral Until Service Brake is Released	0/0	0
13WYH	TRANSMISSION TCM LOCATION Located Inside Cab	0/0	0
13WYU	SHIFT CONTROL PARAMETERS {Allison} 3000 or 4000 Series Transmissions, Performance Programming	0/0	0

<u>Code</u>	<u>Description</u>	<u>F/R Wt</u> (lbs)	<u>Tot Wt</u> (lbs)
13XAM	PTO LOCATION Dual, Customer Intends to Install PTO at Left and/or Right Side of Transmission	0/0	0
14ANV	AXLE, REAR, SINGLE {Meritor MS-21-14X-4DFR} Single Reduction, 21,000-lb Capacity, R Wheel Ends . Gear Ratio: 5.86	0/27	27
14SAN	SUSPENSION, REAR, SINGLE 23,500-lb Capacity, Vari-Rate Springs	0/36	36
14SZB	SPRINGS, REAR AUXILIARY Multileaf, 4,500-lb Capacity	0/90	90
15LMS	FUEL/WATER SEPARATOR 12 VDC Electric Heater, Includes Pre-Heater, Includes Water-in-Fuel Sensor, Cummins Supplied on Engine	1/-1	0
15SGG	FUEL TANK Top Draw, Non-Polished Aluminum, D-Style, 19" Tank Depth, 70 US Gal (265L), Mounted Left Side, Under Cab	9/8	17
15WDG	DEF TANK 7 US Gal (26L) Capacity, Frame Mounted Outside Left Rail, Under Cab	0/0	0
16030	CAB Conventional, Day Cab	0/0	0
16BAM	AIR CONDITIONER with Integral Heater and Defroster	0/0	0
16GED	GAUGE CLUSTER Base Level; English with English Electronic Speedometer	0/0	0
	<u>Includes</u> : GAUGE CLUSTER DISPLAY: Base Level (3" Monochromatic Display), Premium Level (5" LCD Color Display); Odometer, Voltmeter, Diagnostic Messages, Gear Indicator, Trip Odometer, Total Engine Hours, Trip Hours, MPG, Distance to Empty/ Refill for : GAUGE CLUSTER Speedometer, Tachometer, Engine Coolant Temp, Fuel Gauge, DEF Gauge, Oil Pressure Gauge, Primary and Secondary Air Pressure : WARNING SYSTEM Low Fuel, Low DEF, Low Oil Pressure, High Engine Coolant Temp, Low Battery Voltage (Visual and Audible), Low Air Pressure (Primary and Secondary)		
16HKT	IP CLUSTER DISPLAY On Board Diagnostics Display of Fault Codes in Gauge Cluster	0/0	0
16JNT	SEAT, DRIVER {National 2000} Air Suspension, High Back with Integral Headrest, Vinyl, Isolator, 1 Chamber Lumbar, with 2 Position Front Cushion Adjust, -3 to +14 Degree Angle Back Adjust	0/0	0
16SMN	SEAT, PASSENGER {National} Non Suspension, High Back, Fixed Back, Integral Headrest, Vinyl	16/7	23
16SNS	MIRRORS (2) Aero Pedestal, Power Adjust, Heated, Black Heads and Arms, 6.5" x 14" Flat Glass, Includes 6.5" x 6" Convex Mirrors, for 102" Load Width	0/0	0
	<u>Notes</u> : Mirror Dimensions are Rounded to the Nearest 0.5"		
16VKB	CAB INTERIOR TRIM Classic, for Day Cab	0/0	0
	<u>Includes</u> : CONSOLE, OVERHEAD Molded Plastic with Dual Storage Pockets, Retainer Nets and CB Radio Pocket; Located Above Driver and Passenger : DOME LIGHT, CAB Door Activated and Push On-Off at Light Lens, Timed Theater Dimming, Integral to Overhead Console, Center Mounted : SUN VISOR (2) Padded Vinyl; 2 Moveable (Front-to-Side) Primary Visors, Driver Side with Toll Ticket Strap		
16VLV	MONITOR, TIRE PRESSURE Omit	-10/-1	-11

<u>Code</u>	<u>Description</u>	<u>F/R Wt</u> (lbs)	<u>Tot Wt</u> (lbs)
16WJU	WINDOW, POWER (2) and Power Door Locks, Left and Right Doors, Includes Express Down Feature	0/0	0
16WLS	FRESH AIR FILTER Attached to Air Intake Cover on Cowl Tray in Front of Windshield Under Hood	0/0	0
16WSK	CAB REAR SUSPENSION Air Bag Type	0/0	0
16XJN	INSTRUMENT PANEL Flat Panel	0/0	0
16ZBT	ACCESS, CAB Steel, Driver & Passenger Sides, Two Steps per Door, for use with Day Cab and Extended Cab	0/0	0
27DUW	WHEELS, FRONT {Accuride 51408} DISC; 22.5x8.25 Rims, Powder Coat Steel, 2-Hand Hole, 10-Stud, 285.75mm BC, Hub-Piloted, Flanged Nut, with Steel Hubs	-10/0	-10
28DUW	WHEELS, REAR {Accuride 51408} DUAL DISC; 22.5x8.25 Rims, Powder Coat Steel, 2-Hand Hole, 10-Stud, 285.75mm BC, Hub-Piloted, Flanged Nut, with Steel Hubs	0/-20	-20
7372135439	(2) TIRE, FRONT 11R22.5 Load Range G HSR 3 (CONTINENTAL), 494 rev/mile, 75 MPH, All-Position	0/0	0
7372135439	(4) TIRE, REAR 11R22.5 Load Range G HSR 3 (CONTINENTAL), 494 rev/mile, 75 MPH, All-Position	0/0	0
Services Section:			
40128	WARRANTY Standard for HV507, HV50B, HV607 Models, Effective with Vehicles Built July 1, 2017 or Later, CTS-2025A	0/0	0
Total Component Weight:		7247/4474 (lbs)	11721 (lbs)
		(lbs)	(lbs)

The weight calculations included in this proposal are an estimate of future vehicle weight. The actual weight as manufactured may be different from the estimated weight. Navistar, Inc. shall not be liable for any consequences resulting from any differences between the estimated weight of a vehicle and the actual weight.



Company ID Number: 505216

To be accepted as a participant in E-Verify, you should only sign the Employer's Section of the signature page. If you have any questions, contact E-Verify at 888-464-4218.

Employer Cowin Equipment Co Inc

Tracy Womack

Name (Please Type or Print)

Title

Electronically Signed

02/15/2012

Signature

Date

Department of Homeland Security – Verification Division

USCIS Verification Division

Name (Please Type or Print)

Title

Electronically Signed

02/15/2012

Signature

Date

Information Required for the E-Verify Program

Information relating to your Company:

Company Name:	Cowin Equipment Co Inc
Company Facility Address:	2238 Pinson Valley Parkway
	Birmingham, AL 35217
Company Alternate Address:	PO Box 10624
	Birmingham, AL 35202
County or Parish:	JEFFERSON
Employer Identification Number:	630141942