

BID SUBMITTAL FORM
Alabama County Joint Bid Program
BID ITEM – HIGHWAY SPEED TRUCK MOUNTED EXCAVATOR - 2WD

Company Name: Tractor & Equipment Company
Address: P.O. Box 12326
Birmingham, AL 35212
Bid Submitted by: Shay Holliday
(Name of company representative)
Title: U.P. E-mail address: sholliday@tec1943.com
Phone: 205-999-9923 Fax: _____

By submitting this bid, we agree:

Initials

The equipment model number identified below meets the bid specs for this bid item

SH

That the bid price will be honored for all counties for the period from **January 1, 2026** to **June 30, 2026**.

SH

The equipment will be delivered at the bid price to all counties participating in the joint bid program

SH

The company representative listed above will be the contact person for purchasing this bid item under the joint bid program

SH

The bid is accompanied by a current catalog or model specification document for the model number identified below

SH

The bid is accompanied by a copy of the manufacturer's standard warranty as required in the bid specifications

SH

The bid includes the E-Verify documentation required by Alabama law

SH

We comply with, and if awarded the contract, we will comply with, the requirements of Section 41-16-50 and Sections 41-16-160 to -166, Code of Alabama 1975.

SH

If awarded the bid, a performance bond will be provided upon request

SH

The bid documents include the **Manufacturer's Suggested Retail Price Sheet (MSRP)** for the **Standard Machine**

SH

Total Bid Price for Standard Machine: \$ 362,000⁰⁰
(Total Bid Price for Standard Machine Includes Freight Preparation, Delivery and Standard Warranty Costs)*

Freight Preparation and Delivery: \$ 6,600⁰⁰
(Included in Standard Machine Bid Price)

Manufacturer's Suggested Retail Price for Standard Machine: \$ 383,974⁰⁰

Equipment Model #: D172

Description: HIWAY SPEED WHEELED EXCAVATOR (4x2)

Signature of company representative submitting bid: 

Title: U.P.

* **NOTE:** Award will be made based on the total cost of the **Standard Machine**. The total cost of the standard machine is to include freight preparation, delivery and standard warranty cost. Freight preparation and delivery will be excluded from the total bid price of the standard machine in determining the percentage discount for any available options.

BID SUBMITTAL FORM: OPTION COST SHEET

By submitting this bid, we agree:

To offer any available options at the percent difference between the Manufacturer's Suggested Retail Price Sheet and the actual bid price on the Standard Machine*

SH

The bid documents include the Manufacturer's Suggested Retail Price Sheet (MSRP) with **any available Options** for the Standard Machine

SA

Equipment Model #: D172

Description: Highway CLASS WHEELED EXCAVATOR - 2WD

Signature of company representative submitting bid: 

Title: O.P.

***Note:** The percent difference between the **Manufacturer's Suggested Retail Price Sheet (MSRP)** for the standard machine as specified by these **Bid Specifications** and the actual price bid by the vendor will be calculated to determine the percentage discount to be applied to any available options. The bid price of the freight preparation and delivery cost shall be excluded in determining the percentage discount to be applied to available options. Any individual county may choose to add any available option to the standard machine at the percentage discount at the time of purchase.

HIGHWAY SPEED TRUCK MOUNTED EXCAVATOR - 2WD

GENERAL:

It is the intent of this specification to describe a carrier mounted, single engine, full hydraulic telescoping boom excavator capable of excavating, grading, sloping, backfilling, etc., equivalent to a **Gradall model D172**. The unit shall be current production and the manufacturer's printed literature shall be submitted with the bid.

The excavator shall consist of a revolving upper-structure mounted on a rubber-tired highway speed carrier complete with remote control as follows:

Rotating Structure

The Upper-structure shall be supported on the carrier by an internal swing bearing and shall be capable of continuous swing at not less than **8 RPM**. The counterweight shall weigh not more than **4,500 pounds** and the tail swing shall not exceed **6' 7"**. The swing system shall incorporate a spring set, hydraulic release swing parking brake. Anti-slip paint is required on all walking surfaces.

Yes ☒ No ☐

Page # ★

Boom

The boom shall be triangular in cross section and shall consist of a main section and a telescoping section. Adjustable boom rollers shall be furnished on both boom sections. The telescope section shall be equipped with pin-on buckets and shall telescope hydraulically through a distance of not less than **10' 3"**. The boom assembly shall be supported by a cradle that provides for the tilt of the entire boom assembly and attachment through an arc of not less than **220°** about its longitudinal axis. The boom shall rise through an arc of not less than **30°** and lower not less than **60°**. The attachment shall open and close through an arc of not less than **165°**.

Yes ☒ No ☐

Page # ★

Hydraulic System

Power for the hydraulic system shall be supplied by the carrier engine. There shall be one-piston pump providing not less than **58 GPM @ 3800 PSI**. The pump shall be engaged with a PTO to the transmission. The system shall provide for simultaneous boom, swing and remote functions, quick disconnect type pressure check ports, minimum **51 HP** swing motor, minimum **21 HP** tilt motor and appropriate relief valves, oil cooler and filter with service indicator. The pressurized reservoir shall be of minimum **62-gallon** capacity and shall be equipped with sight level gauges. System operating pressure shall not exceed **3,800 PSI**.

Yes ☒ No ☐

Page # ★

★ BROCHURE ATTACHED

Cab & Controls

The operator's cab shall be all weather with safety glass windows and skylight. The cab shall be complete with front window that rolls overhead for storage, wiper washer, AC, AM/FM radio, four-way adjustable seat, acoustical treatment, signal horn, filtered heater and defroster. The controls shall be self-centering dead-man type consisting of 2 electronic joysticks mounted on the armrests. Engine controls shall include key type ignition switch with neutral start and throttle. There shall be warning lights for low air, low DEF, engine maintenance, hydraulic filter condition and level. There shall be an automatic engine shutdown for low oil pressure or high coolant temperature. Remote carrier propel, steering and automatic digging brake shall be controlled by two-foot pedals and two joystick mounted switches. The hydraulic remote-control system shall be complete with an emergency brake control and travel alarm.

Yes ☒ No ☐
Page # ★

Carrier

The carrier shall be a **4x2** rubber-tired type, **8' 6"** wide with a **37,320-lb.** gross vehicle axle weight rating. The frame shall be the manufacture's standard, reinforced with Steel frame insert (**1/4" full C-channel**) from beyond the front spring hanger in the front and extending throughout the total length of the frame to the rear. There shall be a separate sub-frame for Upper-structure mounting. The wheelbase of the unit shall be a minimum of **15' 10"** and the frame width a minimum of **34"**. There shall be a minimum **80-gallon** fuel tank and a minimum **13-gallon DEF tank**. The carrier shall be equipped with transmission operated remote control.

Yes ☒ No ☐
Page # ★

Engine

The carrier shall be powered by the current emissions certified "clean idle" liquid cooled turbo charged air after cooled diesel engine with a minimum of **300 hp @ 2600 RPM**. The engine shall be equipped with an electric grid warmer, two stage dry type air cleaner, spin on fuel filter, and oil filter. The electrical system shall be 12-volt and incorporate a **160-amp** alternator.

Yes ☒ No ☐
Page # ★

Transmission

The carrier shall be equipped with a **5-speed** Automatic transmission, **Allison 3500RDS**, having **5 forward** speeds and **1 reverse** speed. Max road speed shall be **55 mph**.

Yes ☒ No ☐
Page # ★

Axles and Suspension

The front axle shall be rated at **14,320-lb.** minimum. The front suspension shall be leaf type and shall be complete with automatic lockout cylinders.

Yes ☒ No ☐
Page # ★

★ BROCHURE ATTACHED

The rear axle shall be rated at **23,000 lb.** minimum with a **6.43 ratio** and single reduction. The axle shall be equipped with a cab controlled differential lock.

Yes ☒ No ☐
Page # *

Brakes

The carrier shall be equipped with anti-lock braking system to include four-wheel cam type air brakes and automatic slack adjusters. The system shall include spring set brakes incorporating emergency and parking brakes on the rear axle. The system shall include a minimum **18.7 C.F.M.** air compressor and desiccant type air dryer with automatic purge valve and thermostatically controlled heater.

Yes ☒ No ☐
Page # *

Wheels and Tires

The wheels shall be 10-stud hub piloted disc. The front tires shall be single **275/80R22.5** with highway traction tread. The four rear tires shall be **M/S11R22.5 14 ply** with mud and snow traction tread.

Yes ☒ No ☐
Page # *

Steering

Carrier steering shall be integral hydraulic power steering.

Yes ☒ No ☐
Page # *

Cab

The carrier cab shall be a two-man, isolation mounted cab. The cab shall include a driver's high back air suspension seat, a basic high back non-suspension passenger seat, **3-point** high visibility orange driver and passenger seat belts, adjustable tilt and telescoping steering column, tinted safety glass windows, acoustical lining, and heater/defroster and Air Conditioner. Both side windows must open for ventilation and be adjustable.

Yes ☒ No ☐
Page # *

The cab instrument panel shall include the following equipment: Gauges for oil pressure, coolant temperature, dual air tank pressures, fuel level, indicator for DEF level, low DEF level warning light/alarm, voltmeter, hour meter, speedometer and odometer and intake air restriction indicator. The carrier shall be complete with electronic cruise control, AM/FM radio, headlights, tail lights, stoplights, back-up lights, identification light clusters, turn indicators, hazard warning, electric windshield wiper and washer, back-up alarm and plain and convex mirrors on both sides.

Yes ☒ No ☐
Page # *

* BROCHURE ATTACHED

Operating Weight

Working weight, including 60" excavating bucket and half-full fuel tanks shall meet or exceed **32,200** pounds.

Yes ☒ No ☐

Page # *

Digging Specifications with 60" Excavating Bucket

Maximum Digging Depth: 13' 6"
Maximum Surface Reach: 24' 11"
Boom Tilt (Total Arc/CW Arc/CCW Arc): 220°/110°/110°
Minimum Reach (Cleanup - Bucket level, ground level boom retracted): 6' 8"
Maximum Digging Depth (165° Pivot): 13' 6"
Minimum Boom Arc: +30°, -60° level
Tail Swing: 6' 7"
Maximum Height with Bucket Below ground level: 14' 1"
Maximum Loading Height 16' 4"
Bucket Pivot 165°

Yes ☒ No ☐

Page # *

Lifting Capacity without bucket, at ground level

	Over-End	Over-Side
15' 0" Radius	4,760 lbs.	4,760 lbs.
20' 0" Radius	3,365 lbs.	3,365 lbs.
22' 9" Max Radius	2,950 lbs.	2,950 lbs.

Yes ☒ No ☐

Page # *

Travel Dimensions with 60" Excavating Bucket

Width 8' 6"
Height with bucket 12' 3"
Length 27' 1"

Yes ☒ No ☐

Page # *

The equipment shall be capable of performing all functions without the use of outriggers.

Yes ☒ No ☐


Page # *

** BROCHURE ATTACHED*

GRADALL®

D172

HYDRAULIC
EXCAVATOR



SPECIFICATIONS

Engine

- Cummins ISB 6.7. 660 ft lb Torque @ 1600 rpm. 300 hp @ 2600 rpm

Intake: Electric grid air warmer

Air Filter

- 2-stage dry type with safety element, ejector valve and service indicator

Electrical System

- 12 volt, 160 amp alternator with integral voltage regulator. 2 SAE Group 31 1900 CCA batteries

Fuel Tank Capacity: 80 gal (303 L)

DEF Tank Capacity: 13 gal (49 L)

Gear Speeds (with 11R22.5 tires)

Gear	1	2	3	4	5	REV
MPH	10.6	21.7	31.6	48.7	60	9.74
Km/hr	(17.0)	(34.9)	(50.9)	(78.4)	(97)	(15.2)

Upperstructure Cab

- All-weather cab isolated from frame on rubber mounts
- Tinted safety glass windows
- Skylight
- Acoustical lining
- Four-way adjustable seat
- Dome light
- Filtered air heater and defroster
- Air conditioning
- AM/FM radio
- Heat source is provided by a fast response, closed circuit hydraulic heater with 20,000 BTU/Hr. capacity
- Front window slides to overhead storage
- Rearview mirrors on right and left sides of the machine
- Windshield wiper and washer
- Operator's seat belt

Upperstructure Controls

- Two electronic joysticks control (hoist, bucket, telescope and swing)
- One rocker switch (tilt) control
- Joysticks are mounted on arm pods that are adjustable for individual operator comfort and convenience
- Quick change joystick pattern using interactive display
- Two foot pedals for remote control of undercarriage travel and brakes
- Steering is handled with a rocker switch on top of the left hand joystick
- Forward and reverse travel selected with right-hand joystick button
- Self-centering joysticks and pedals; when controls are released, power for movement disengages and swing and travel brakes set automatically

System Monitor

- Top selector buttons include
 - Joystick pattern, hour meter and indicator lamps
- Bottom selector buttons include
 - Engine speed control, auto idle select
 - A/C on select and heater temperature control

The display shows as follows

- Park brake
- Low air brake pressure
- Malfunction indicator lamp (mil)
- Hydraulic oil level warning
- Hydraulic oil filter warning
- Engine stop lamp
- Amber warning lamp (engine)
- Wait to start lamp
- Diesel particulate filter lamp
- High exhaust system temperature
- Engine speed
- Fuel level
- DEF level
- Transmission gear request
- Transmission gear status
- Transmission oil temp
- Hydraulic oil temp
- Mode status (travel/remote)
- Check transmission lamp
- Cab blower fan

Boom

- Two piece triangular telescoping boom
- Adjustable boom rollers with eccentric shafts
- 220° boom tilt
- 90° boom pivot angle

Hydraulic System

Pumps

- One load-sensing bent axis piston pump; 0-58 GPM (0-219 L/min) total

SYSTEM SPECIFICATIONS

Four Double Acting Cylinders

- 2 hoist cylinders: 3.25" bore x 2.25" rod x 28.5" stroke (83 mm x 57 mm x 724 mm)
- 1 tool cylinder: 4.5" bore x 2.5" rod x 18.88" stroke (114 mm x 63.5 mm x 479 mm)
- 1 boom cylinder: 3.25" bore x 2.25" rod x 123" stroke (83 mm x 57 mm x 3124 mm)

Two Hydraulic Motors

- Swing, 51 hp (38kW); Tilt, 21 hp (16kW)

Operating Pressures

- Hoist..... 3,800 psi (262 BAR)
- Tilt 2,500 psi (172 BAR)
- Swing 3,800 psi (262 BAR)
- Tool 3,800 psi (262 BAR)
- Telescope 3,800 psi (262 BAR)
- Pilot system..... 550 psi (38 BAR)

Oil Capacity

- Reservoir 62 gallons (235 L)
- System 68 gallons (257 L)
- Pressurized reservoir with visual oil level gauge

Filtration System

- 5 micron return filter
- 10 micron pilot filter
- Fin and tube-type oil cooler with thermostatically controlled cooling fan
- Pressure-compensated, load-sensing valves with circuit reliefs in all circuits

D172 HIGHWAY SPEED HYDRAULIC EXCAVATOR

Undercarriage

- 4 x 2
- Wheelbase: 190" (4.83 m)
- Width 102" (2.6 m)

Transmission

- Allison 3500 RDS automatic

Gross Vehicle Axle Weight Rating

- 37,320 lb (16,928 kg)

Front Axle

- 14,320 lb (6495 kg) rating

Rear Axle

- 23,000 lb (10,433 kg) rating 6.43 ratio
- Single reduction with driver controlled differential lock.

Suspension

- Front: leaf springs with automatic lock-out cylinders
- Rear: solid mount

Brakes

- Front: Meritor "Q+" Series
 - Cam-Master Size: 16.5" x 5" (419 mm x 127 mm)
 - ABS Brakes
 - Automatic slack adjusters.
- Rear: Meritor "Q+" Series
 - Cam-Master Size: 16.5" x 7" (419 mm x 178 mm)
 - Automatic Slack Adjusters.
- Spring brake system incorporates emergency and parking brakes on the rear axle

Wheels

- Hub piloted disc 10-stud
- 11.25" (286 mm) bolt circle

Tires

- Front: 275/80R22.5 16-ply highway traction tread
- Rear: M/S11R22.5 14-ply mud and snow traction tread

Steering

- Integral hydraulic power steering

Standard Chassis Equipment

- Halogen headlights
- Tail lights
- Back-up lights and alarm
- Stoplights
- Identification lights front and rear
- Directional lights
- Four-way hazard lights
- Front tow hooks
- Desiccant type air dryer with automatic purge valve

Chassis Cab

- Two-person cab
- Sun visor
- Gauges:
 - Oil pressure
 - Coolant temperatures
 - Air tank pressures
 - Fuel level
 - DEF level
 - Voltmeter
 - Speedometer with odometer
 - Tachometer
 - Hour meter
- Engine and transmission monitor lights
- Engine shutdown controlled by engine electronics
- Indicator lights and controls for rear axle differential lock
- Park brake control
- Tinted safety glass
- Roll up and down windows
- Instrument panel lights
- Windshield wiper/washer
- West coast style mirror system with plane and convex mirrors

- Fresh air heater and defroster
- Thermostatically controlled heater
- Dome light
- Air suspension seat with seat belt both driver and passenger
- Key ignition switch with neutral start
- AM/FM bluetooth radio
- Dual electric horns
- Center storage console
- 12 volt power supply in dash
- Aluminum kick plates on insides of both chassis doors

Swing

- Priority swing circuit with axial piston motor
- Planetary transmission

Swing speed: 8 rpm

Swing Brake

- Automatic spring-set/hydraulic release wet-disc swing brake
- Dynamic braking is provided by the hydraulic system

Hydraulic Remote Control

- Upperstructure powered by chassis hydraulics through PTO
- Travel and brake pedals in the upperstructure cab
- Steering controlled with rocker switch on left-hand joystick
- Digging brakes and front axle lockout cylinders set automatically with travel pedal in neutral
- Parking brakes controlled by toggle
- Electrically operated alarm mounted on undercarriage signal remote control movement in either direction, reverse movement when driven from undercarriage cab

GRADALL Model D172 4x2 Lift Capacity Over Side or Rear - LB. (kg)

LOAD POINT HEIGHT		LOAD RADIUS					
		15' 0" (4.6 m)		20' 0" (6.1 m)		Maximum radius	
		Over End	Over Side	Over End	Over Side	Over End	Over Side
ABOVE GROUND LEVEL	19' 1" (5.8 m)					3000 (1360)	3000 (1360)
	15' 0" (4.6 m)	4660 (2115)	4660 (2115)	3180 (1440)	3180 (1440)	2880 (1305)	2880 (1305)
	10' 0" (3.0 m)	5390 (2445)	5390 (2445)	3530 (1600)	3530 (1600)	2880 (1305)	2880 (1305)
	BOOM LEVEL 8' 8" (2.7 m)	5490 (2490)	5490 (2490)	3580 (1625)	3580 (1625)	2885 (1310)	2885 (1310)
	5' 0" (1.5 m)	5480 (2485)	5480 (2485)	3615 (1640)	3615 (1640)	2905 (1320)	2905 (1320)
AT GROUND LEVEL		4760 (2160)	4760 (2160)	3365 (1525)	3365 (1525)	2950 (1340)	2950 (1340)
BELOW GROUND LEVEL	5' 0" (1.5 m)	3690 (1675)	3690 (1675)			2955 (1340)	2955 (1340)
	10' 0" (3.0 m)	2695 (1220)	2695 (1220)			2690 (1220)	2690 (1220)
	10' 9" (3.3 m)					2580 (1170)	2580 (1170)

NOTE: The above loads are in compliance with the SAE standard J1097 DEC2005.

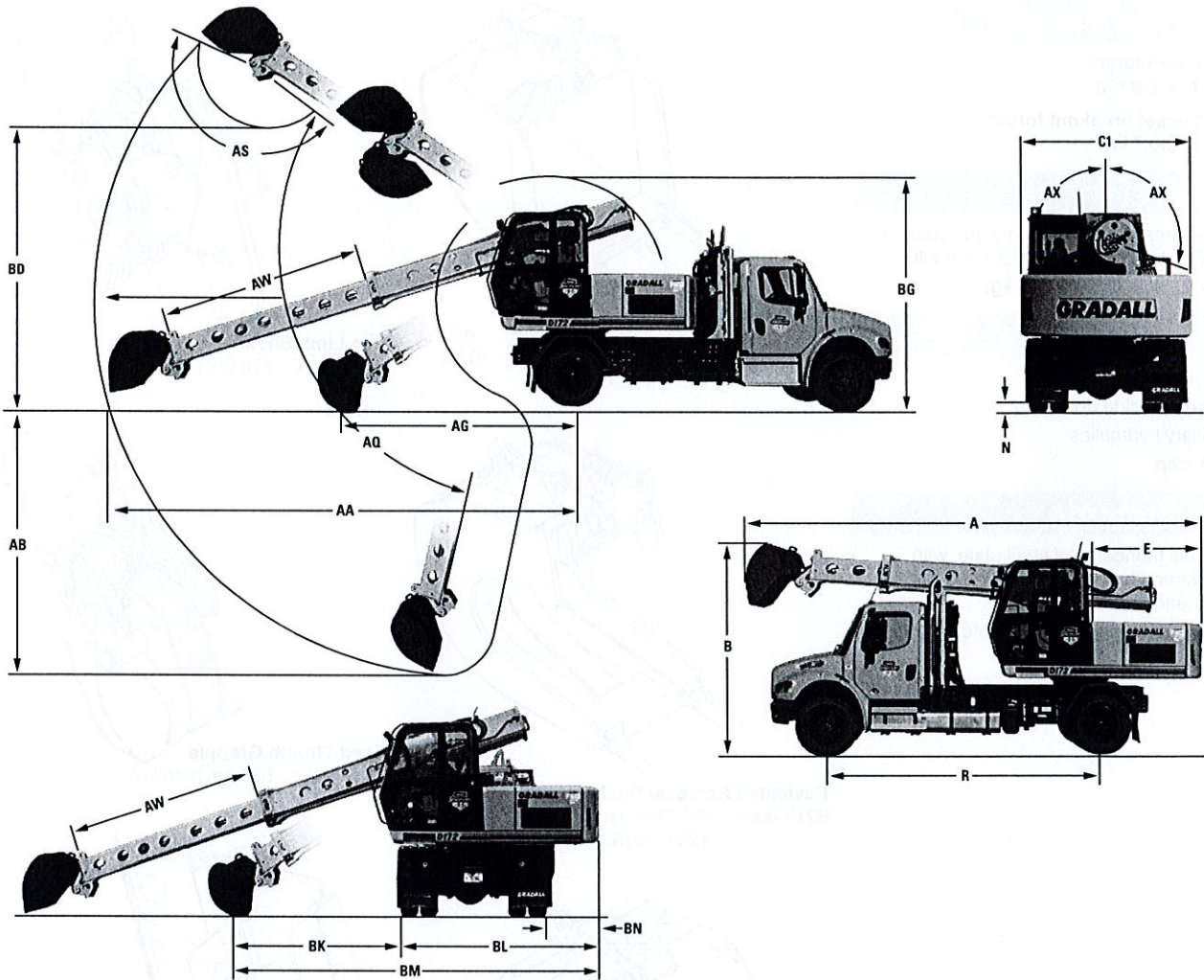
They do not exceed 87% of hydraulic lifting capacity or 75% of tipping capacity.

The rated lift capacity is based on the machine being equipped with 4,500 lb (2041 kg) counterweight, standard boom, standard tires, no auxiliary hydraulics and no bucket.

The load point is located on the bucket pivot point, including load listed for maximum radius.

Do not attempt to lift or hold any load greater than these rated values at specified load radii and heights. The weight of slings and any auxiliary devices must be deducted from the rated load to determine the net load that may be lifted.

ATTENTION: All rated loads are based on the machine being stationary and level on a firm supporting surface. For safe working loads, the user must make allowance for his particular job conditions such as soft or uneven ground, out of level conditions, side loads, hazardous conditions, experience of personnel, etc. The operator and other personnel must fully acquaint themselves with the Operator's Manual furnished by the manufacturer before operating this machine. Rules for safe operation of equipment must be adhered to at all times.



Dimensions

4 x 2

A	27'1" (8.3 m)	Overall length (boom in rack) with bucket
B	12'3" (3.7 m)	Overall height (boom in rack) with bucket
C1	8'6" (2.6 m)	Width of upperstructure
E	6'7" (2.0 m)	Swing clearance, rear of upperstructure
N	10" (254 mm)	Ground clearance (per SAE J1234)
R	15'10" (4.8 m)	Wheelbase
AA	24'11" (7.6 m)	Maximum radius at ground line (165° pivot)
AB	13'6" (4.1 m)	Maximum digging depth (165° pivot)
AG	11'4" (3.5 m)	Minimum level cut radius with bucket flat on ground line
AQ	30° Up & 60° Down	Boom pivot angle

4 x 2

AS	165°	Bucket pivot angle
AW	10'3" (3.1 m)	Telescoping boom travel
AX	110°	Bucket tilt angle (both sides of center)
BD	16'4" (5.0 m)	Minimum clearance of bucket teeth, with bucket pivot at maximum height
BG	14'1" (4.3 m)	Maximum height of working equipment with bucket below ground line
BK	6'8" (2.0 m)	Minimum bucket cleanup
BL	10'8" (3.3 m)	Swing lane clearance
BM	17'11" (5.5 m)	Minimum machine swing radius at ground level
BN	30" (762 mm)	Passenger side swing clearance

Function Forces

Rated boom force:

16,387 lb (72.9 kN)

Rated bucket breakout force:

11,400 lb (50.7 kN)

Weight

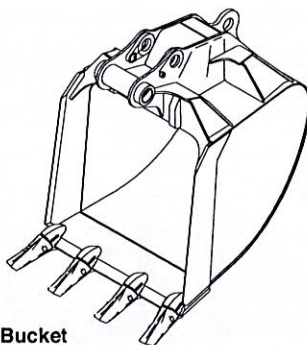
- Approximate working weight, including a 60" (1.54 m) bucket, fuel tank half full
- 4 x 2: 32,200 lb (14,600 kg)

Optional Equipment

- Set of five working lights
- Passenger side door step
- Auxiliary hydraulics
- Rear step

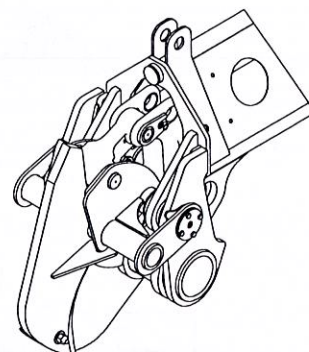
Attachments

- Buckets fabricated of steel plate, with high strength, low alloy cutting edges and wear strips
- Standard attachments available for wide range of applications



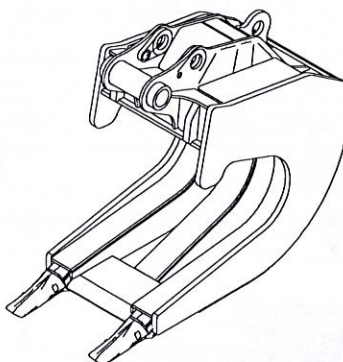
Excavating Bucket

8215-6008	36" (914 mm)	yd ³	m ³
	785 lbs (356 kg)	5/8	0.54



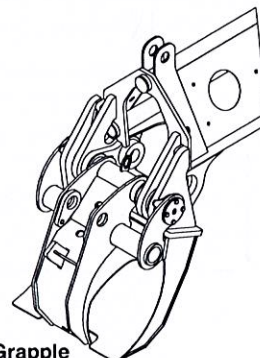
Tree Limb Shear

8215-5004 770 lbs (349 kg)



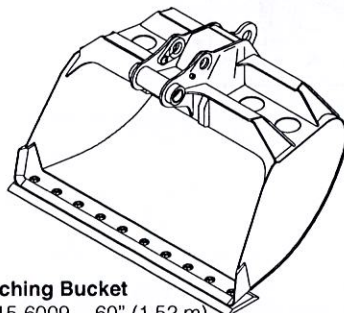
Pavement Removal Bucket

8215-6004 24" (0.610 m)
1284 lbs (582 kg)



Fixed Thumb Grapple

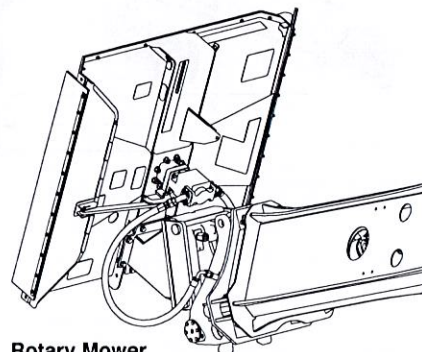
8215-5003 530 lbs (240 kg)



Ditching Bucket

8215-6009 60" (1.52 m)
784 lbs (356 kg)

8215-5001 60" (1.52 m)
914 lbs (415 kg)



Rotary Mower

8215-5005 50" (1.27 m)
1290 lbs (585 kg)

Flail Mower

8215-5006 40" (1.02 m)
1053 lbs (478 kg)

It is Gradall Policy to continually improve its products. Therefore designs, materials and specifications are subject to change without notice and without incurring any liability on units already sold. Units shown may have optional equipment.

GRADALL®

406 Mill Ave. SW, New Philadelphia, Ohio 44663
Phone: 800-445-4752
www.Gradall.com



Form No. 12201 4/22
Printed in USA

GRADALL[®]

LIMITED WARRANTY

Gradall Industries, LLC d/b/a Gradall ("Gradall") will repair or replace, at its option, any factory-installed part that is defective in materials or workmanship under normal use. Any needed part replacements will be made using new or remanufactured parts. This Limited Warranty is limited to repairing or replacing, at Gradall's option, any part proven defective under normal use; provided that the product has been properly registered with Gradall within thirty days after the in-service date and that all required reports are current. The warranty period begins on the product's in-service date, which is the first date the unit is either delivered to an end-user (the "Owner"), for purchase, rental or lease.

THIS WARRANTY EXTENDS ONLY TO THE ORIGINAL PURCHASER FROM GRADALL INDUSTRIES, LLC AND IS NON-TRANSFERABLE.

The Owner is responsible for all normal preventative maintenance and scheduled maintenance as detailed in the machine's Operator and Safety Manual. The Owner is also responsible for:

- Keeping the Operator and Safety Manual available to the operator of the product.
- Using the product in accordance with the Operator and Safety Manual.
- Releasing the product for warranty work.
- Reporting accidents immediately to Gradall.
- Using the product for safe, approved applications and using only approved accessories.
- Complying with factory initiated Field Campaigns.
- Using only approved components for maintenance and replacement parts.
- Ensuring that the operator of the product has been properly trained in the safe and proper use of the product.

This Limited Warranty is subject to those limitations and exclusions as listed in the Gradall Policies & Procedures Manual (41200037), which includes timelines and requirements for making claims under this Limited Warranty.

STANDARD WARRANTY


Gradall products carry the following warranties from the unit's in-service date:

- Standard Machines 2 Years or 3000 hrs., whichever comes first.
- Special Industrial Machines . . 1 Year or 1500 hrs., whichever comes first.

"Standard" and "Special Industrial" machine model designations are defined in the Gradall Policies & Procedures Manual (41200037)

What Is Not Covered

- Parts associated with unit maintenance are not warranted beyond 1 year of the product's in-service date.
- Items subject to normal wear and tear, noise, vibration, or deterioration are not warranted.
- This Limited Warranty does not cover damage caused by abusive usage or extreme applications.
- Any operation beyond the rated capacity or the improper use or application of the product or the substitution of parts not approved by Gradall or the failure to release the product for warranty work.
- Tires, engines, transmissions and batteries* are warranted by the applicable Manufacturer. *Batteries are warranted for six (6) months from invoice date of machine by Gradall.
- Corrosion due to external forces or damage caused by stones, salt, gravel, accidents, chemicals or other forms of impact, industrial fallout or pollution, or previous repair.
- External surface rust left unrepaired due to neglect of the product.
- Chassis not manufactured by Gradall.



EXTENDED WARRANTY

An Extended Warranty may be purchased for a Gradall product at any time up to the end of the Standard Warranty period. A maximum of 1 extra year of Extended Warranty may be purchased for a maximum warranty period of 3 years.

What Is Not Covered

- Items subject to service, maintenance, or normal wear, including but not limited to O-rings, Seals, Hoses, Paint, Tires, Belts, Filters or Batteries.
- Items supported by separate warranties such as the Engine or Transmission.
- Extended Warranty is not available for Special Industrial Machines and/or Applications due to their extreme nature.
- Chassis not manufactured by Gradall.

MISCELLANEOUS

- Proper venue for any lawsuits arising from or related to this Limited Warranty shall only be in Tuscarawas County, Ohio, and governing law shall be the laws of the State of Ohio.
- Gradall may waive compliance with any of the terms of this Limited Warranty, but no waiver of any terms shall be deemed to be a waiver of that term in the future or of any other term.
- If any provision of this Limited Warranty shall violate any applicable law and is held to be unenforceable, then the invalidity of such provision shall not invalidate any other provisions herein.

EXCEPT AS PROVIDED HEREIN, GRADALL MAKES NO WARRANTIES OF ANY KIND, EXPRESSED OR IMPLIED, INCLUDING NO WARRANTIES OF MERCHANTABILITY OR FITNESS FOR A PARTICULAR USE WITH RESPECT TO PRODUCTS OR PARTS FURNISHED BY GRADALL. EXCEPT AS PROVIDED HEREIN, GRADALL SHALL HAVE NO LIABILITY OR RESPONSIBILITY TO OWNER OR ANY OTHER PERSON OR ENTITY WITH RESPECT TO ANY LIABILITY, LOSS, OR DAMAGE CAUSED OR ALLEGED TO BE CAUSED DIRECTLY OR INDIRECTLY BY THE PRODUCTS INCLUDING, BUT NOT LIMITED TO, ANY INDIRECT, SPECIAL, CONSEQUENTIAL, OR INCIDENTAL DAMAGES RESULTING FROM THE USE OR OPERATION OF THE PRODUCTS OR ANY BREACH OF THIS WARRANTY. GRADALL'S MAXIMUM LIABILITY UNDER THIS WARRANTY SHALL BE THE PURCHASE PRICE PAID TO GRADALL WITH RESPECT TO THE WARRANTED PRODUCT.

GRADALL®

Gradall Industries, LLC
406 Mill Ave. SW
New Philadelphia, Ohio 44663
Phone: 330.339.2211
Toll Free: 800.445.4752
Fax: 330.339.3579
www.gradall.com

Certified ISO 9001 • 12/24
Part No. 41200003



EXHIBIT S

State Contract ID # _____

Federal-Aid Project # _____

State Alabama

CERTIFICATE OF COMPLIANCE WITH ACT 2016-312

I, the undersigned, certify to the State of Alabama as follows:

- a. I am authorized to provide representations set out in this Certificate as the official and binding act of the Contractor, and have knowledge of Alabama's Act 2016-312.
- b. In compliance with Act 2016-312, the Contractor is not currently engaged in, and will not engage in, the boycott of a person or an entity based in or doing business with a jurisdiction with which this state can enjoy open trade.


*Signature: 

*Name of Certifying Official (print): James W. Speck Jr.

*Title: SVP/CFO

Date of Certification (mm/dd/yyyy): 11-17-2025

The above Certification was signed in my presence by the person whose name appears above on this 17 day of NOVEMBER, 2025.


Signature of Witness

ANDREW S. HUGGINS
Printed Name of Witness



State of Alabama
Department of Revenue

Certificate of Compliance

Tractor & Equipment Company is found to be in compliance for purposes of the issuance of a Certificate of Compliance from the Alabama Department of Revenue. An examination of the Alabama Department of Revenue's records for the following accounts: Corporate Income, Excise, Pass Through Entity, Business Privilege, Business & License Tax, Withholding, International Fuel Tax Agreement, International Registration Plan, and Sales and Use Tax, reveals that the aforementioned taxpayer/entity has filed all applicable tax returns and paid the tax or taxes, interest amounts, and any penalties that were reported due for all tax returns, assessments, and/or audit liabilities that were owed, as of November 17, 2025. No representation is made as to the accuracy of the amounts reported. Like all taxpayers, this taxpayer is subject to audit and billing for additional amounts for periods within the statute of limitations.

*IN WITNESS WHEREOF, I hereunto set my hand this
date of November 17, 2025.*

Disclosure Officer

Phone: 334-242-1189

Fax: 334-242-1030

Request Date: November 17, 2025

Request Code: 25111710048790

Company ID Number:571783

Client Company ID Number:1453697

Information Required for the E-Verify Program	
Information relating to your Company:	
Company Name	Tractor & Equipment Co Inc
Company Facility Address	5336 Messer Airport Highway Birmingham, AL 35212
Company Alternate Address	PO Box 12326 Birmingham, AL 35202
County or Parish	Jefferson
Employer Identification Number	63-0211767
North American Industry Classification Systems Code	Merchant Wholesalers, Durable Goods (423)
Parent Company	
Number of Employees	500 to 999
Number of Sites Verified for	22