

BID SUBMITTAL FORM
Alabama County Joint Bidding Program
BID ITEM – LOWBOY TRACTOR - OPTION E

Company Name: SOUTHLAND INTERNATIONAL TRUCKS, INC. d/b/a SOUTHLAND TRANSPORTATION GROUP

Address: 1563 MAXWELL BLVD.
MONTGOMERY, AL

Bid Submitted by: TIM BAGENTS
(Name of company representative)

Title: SENDER ACCOUNT MANAGER E-mail address: t.bagents@southlandtransportationgroup.com

Phone: 334-832-4102 Fax: 334-832-4941

By submitting this bid, we agree:

Initials

That the equipment model number identified below meets the bid specs for this bid item TB

That the bid price will be honored for all counties for the period from **January 1, 2026** to **June 30, 2026**. TB

That the equipment will be delivered at the bid price to all counties participating in the joint bid program TB

That the company representative listed above will be the contact person for purchasing this bid item under the joint bid program TB

That the bid is accompanied by a current catalog or model specification document for the model number identified below TB

That the bid is accompanied by a copy of the manufacturer's standard warranty as required in the bid specifications TB

That the bid includes the E-Verify documentation required by Alabama law TB

We comply with, and if awarded the contract, we will comply with, the requirements of Section 41-16-50 and Sections 41-16-160 to -166, Code of Alabama 1975. TB

That, if awarded the bid, a performance bond will be provided upon request TB

That an option sheet with individual pricing is attached TB

Total Bid Price including options: \$ 198739.91

Equipment Model #: HX520

Description: LOWBOY TRACTOR

Signature of company representative submitting bid: _____



Title: SENIOR ACCOUNT MANAGER

OPTION COST SHEET FOR LOW BOY TRACTOR OPTION E

<u>Options</u>	<u>Option Price</u>
Automated Manual (18) speed overdrive design Transmission with overall gear Ratio coverage 19.73 and a minimum first gear reduction of 14.4 to 1, and a torque Input capacity of 1850 ft. lbs.	\$ <u>0.00</u>
Dual purpose wet line kit	\$ <u>7600.00</u>
Aluminum cab guard	\$ <u>2300.00</u>
60" Long Light bar with warning lights (strokes or rotators) work lights Stop lights, tail lights and turn signals	\$ <u>1250.00</u>

NOTE: Award will be made on the basis of the total cost of the Low Boy Tractor with the option included. However, a county may, at its discretion, deduct the above-referenced option from the Low Boy Tractor, and in such event, the cost of the option as stated on the bid shall be deducted from the total cost of the Low Boy Tractor. There shall be no other deductions and no additions made to the Low Boy Tractor by the purchasing county or by the vendor.

Equipment Model #: HX 520

Description: LOWBOY TRACTOR

Signature of company representative submitting bid: [Signature]

Title: SENIOR ACCOUNT MANAGER

BID SPECIFICATIONS FOR HEAVY DUTY LOW BOY TRACTOR-OPTION E

GENERAL

These specifications shall be construed as the minimum acceptable standards for a heavy-duty Low Boy tractor. Should the manufacturer's current published data or specifications exceed these standards, the manufacturer's standards shall be considered minimum and shall be furnished. All integral parts not specifically mentioned in the scope of these specifications that are necessary to provide a complete working unit shall be furnished. Additionally, the machine offered for bid shall include all standard manufacturers' equipment.

The use of specific names or numbers in the specifications is not intended to restrict the bidder or any seller or manufacturer, but is intended solely for the purpose of indicating the type, size, and quality of equipment considered best adapted to the uses of counties participating in this joint bid.

Note all units offered for bid must be of manufacturer's current production model and must be fully compliant with EPA standards in effect at the time of manufacture.

BID SUBMITTAL FORM

Each bidder must submit his or her bid on the Bid Submittal Form included in the invitation to bid package. All written warranties to be submitted shall be attached to the Bid Submittal Form.

BID PRICE

The price bid shall include all destination charges, delivery charges, title fees, rebates and all other applicable costs and refunds.

REPLACEMENT PARTS AVAILABILITY

Parts must be available for 5 years or 500,000 miles of use for the piece of equipment bid.

ASSEMBLY AND DELIVERY

The selling Low Boy Tractor dealer shall be responsible for delivery of the completed unit to the purchasing county with all requested options.

DOT INSPECTION AND SAFETY EQUIPMENT

Prior to delivery each unit shall be DOT inspected and include the appropriate documentation and decal. In addition, each unit shall be equipped with the required fire extinguisher and reflective triangle kit.

WARRANTY

Bidders shall submit a copy of the manufacturer's standard warranty along with a complete explanation of the warranty with their bid. Warranty must be transferable. Warranty must include the following minimum coverage:

Basic Vehicle: 1 Year or unlimited miles

Diesel Engine: 2 year or 250,000 miles. However, counties will have the option to purchase additional coverage (an extended warranty) if negotiated between the purchasing county and successful bidder within the first 9 months of truck purchase.

Transmission: 3 Year or 300,000 miles

Rear Carriers: 3 Year or 300,000 miles

Yes ☒ No ☐
Page # 29 & 30
or
Attachment ☒

ENGINE AND RELATED COMPONENTS

Shall be an in line 6 design 15-liter, turbo charged diesel engine capable of developing 500HP @1900 RPM with a torque rating of 1,850 lb. ft., @ 950 RPM

Yes ☒ No ☐
Page # 5

Radiator to have a quick drain/filling option

Yes ☒ No ☐
Page # 6

Bug Screen shall be mounted between Grill and Radiator

Yes ☒ No ☐
Page # 5

Engine cooling system to have a minimum 1,325 square inches of frontal area and extended life coolant protection to -40 degrees F.

Yes ☒ No ☐
Page # 5 & 6

Fan drive to be (2) two speed type with a manual over-ride switch dash mounted.

Yes ☒ No ☐
Page # 5

Single horizontal exhaust system, shall be frame mounted right side under cab with bright finish muffler/tail pipe guard, and bright finish dual vertical turnback tail pipes. Exhaust height 11' 6".

Yes ☒ No ☐
Page # 7

Single canister Diesel Particulate Filter and SCR catalyst to be frame mounted right side under cab.

Yes ☒ No ☐
Page # 3 & 14

Factory installed integral Engine Compression Brake.

Yes ☒ No ☐
Page # 3

Engine electronics to include shutdown capabilities for critical engine functions, Full Diagnostic capability and road limiting and cruise control feature.

Yes ☒ No ☐
Page # 10/12

Dual polished mounted stainless steel air cleaners, one mounted on each side of cowl ahead of the doors.

Yes ☒ No ☐
Page # 5

STARTING AND ELECTRICAL SYSTEM

12-Volt system fuse/circuit breaker protected

Yes ☒ No ☐
Page # 3 & 4

12V starter with soft engagement required.

Yes ☒ No ☐
Page # 4

Minimum 160 Amp Alternator with remote voltage sensor capability to monitor battery charge and adjust alternator output accordingly.

Yes ☒ No ☐
Page # 4

Maintenance free (3) 1980 CCA batteries to be mounted in a single aluminum box with polished aluminum universal cover that covers both battery box and DEF tank.

Yes ☒ No ☐
Page # 4

Cab & Chassis electrical and air lines shall be color coded and continually numbered So, technicians can easily identify and trouble shoot as necessary.

Yes ☒ No ☐
Page # 15-18

Vehicle shall be equipped with manual reset circuit breakers on all circuits over 5 amps Where possible, except headlight and wiper motor circuits which shall be protected using Continuous reset circuit breakers to allow continued operation during a momentary Overload for trouble shooting convenience and circuit protection.

Yes ☒ No ☐
Page # 4

Electrical Circuit breaker panel (no tools needed for access) shall be located inside Cab to prevent exposure to corrosive elements.

Yes ☒ No ☐
Page # 17 & 18

TRANSMISSION AND DRIVELINE

An 18-speed fully automated manual with overdrive design, with a minimum first gear reduction of 14.40 to 1.

Yes ☒ No ☐
Page # 6 & 19

A dash mounted transmission temperature gauge is required.

Yes ☒ No ☐
Page # 7

Spicer SPL 350 main driveline with SPL 250 Interaxle shaft for durability and low maintenance.

Yes ☒ No ☐
Page # 3

Clutch action shall be air assisted with hydraulic actuator to lower pedal effort, and reduce operator fatigue.

Yes ☒ No ☐
Page # 13

*THIS OPTION IS NOT AVAILABLE¹⁰ DUE TO
AUTOMATED TRANSMISSION NOT REQUIRING
A CLUTCH*

CAB EXTERIOR

120" inch BBC double sided galvanized steel conventional day cab with long square hood. Yes ☒ No ☐
Page # 19, 22, 223

62° forward door opening for easy cab entry. Door design includes hinges located at the front edge of the door. Door latch system is removable as a module for easy repair. Yes ☒ No ☐
Page # 3

Cab glass to be safety tinted. Yes ☒ No ☐
Page # 7

Cab to have grab handles on both sides of the cab. Yes ☒ No ☐
Page # 8

Cab mounting shall be air suspended on dual air bags. Yes ☒ No ☐
Page # 7

Cab should feature:

Dual chrome air horns with snow shields, in addition to the city horn. Yes ☒ No ☐
Page # 3

Chrome finish grill including surround and vertical accent bars with black mesh and bug screen mounted behind grill. Stainless steel bug deflector mounted on hood. Yes ☒ No ☐
Page # 5

Mirror package to include Aero pedestal bright finish heated power adjustable mirrors with 6.5" X 14" flat glass and 6.5" X 6" convex mirrors; bright finish hood mounted convex mirrors 7.5" X 7", right and left sides. Yes ☒ No ☐
Page # 8

Bright finish exterior sunshade with integral clearance / marker lights. Yes ☒ No ☐
Page # 8

Cab and hood paint color to be selected from manufacturer's standard non-metallic paint chart. Yes ☒ No ☐
Page # 5

High strength double sided galvanized steel cab construction. Yes ☒ No ☐
Page # 22 + 23

CAB INTERIOR

Cab interior to include the following:

Storage Pocket located on back wall of cab between seats. Yes ☒ No ☐
Page # 8

Cab should have interior sun visors on both sides of cab. Yes ☒ No ☐
Page # 8

Cab interior trim package is to be Diamond Elite.

Yes ☒ No ☐
Page # 8

Dash features to include:

Premium level gauge cluster includes English electronic speedometer, ambient temperature gauge, engine oil temperature gauge, transmission oil temperature gauge, air application gauge, manifold pressure gauge, air cleaner restriction gauge with text message in cluster, PTO hour meter, On Board Diagnostics display of fault codes.

Yes ☒ No ☐
Page # 7 & 8

Fresh air filter attached to air intake cover on cowl tray in front of windshield under hood.

Yes ☒ No ☐
Page # 8

Full adjusting tilt and telescopic steering column

Yes ☒ No ☐
Page # 5

Cab seats should be:

Driver ISRI Series 400, air suspension, high back, Mordura, double chamber lumbar, heat, inboard armrest, suspension cover, fore/aft isolator, cushion extension, seat tilt, memory quick down

Yes ☒ No ☐
Page # 8

Passenger National non-suspension, high back with integral headrest, Mordura, fixed back and underset storage

Yes ☒ No ☐
Page # 8

Both seats to have high viability orange lap and shoulder belts.

Yes ☒ No ☐
Page # 8

Factory installed air conditioning with integral heater and defroster.

Yes ☒ No ☐
Page # 7

AM/FM/WB/Clock/Bluetooth/USB input/Auxiliary input. CB Radio accommodation Package, header mounted. Feeds from accessory side of ignition switch with power source, one antenna and base with wiring on left mirror; auxiliary CB radio speaker. Roof mounted, shark fin antenna. Two (2) 6.5" dual cone speakers mounted in doors.

Yes ☒ No ☐
Page # 4

Additional power sources: Dash mounted 2-post terminal type power source; auxiliary Power outlet (APO) & USB Port, located in instrument panel.

Yes ☒ No ☐
Page # 4

Windshield wipers to be two (2) speed electric with washer and intermittent Feature.

Yes ☒ No ☐
Page # 3

Power Windows & Door locks for both Driver & Passenger side shall be provided.

Yes ☒ No ☐
Page # 8

Cab shall be equipped with overhead storage console pockets on both Driver & Passenger side with retainer nets/ or doors to secure items.

Yes ☒ No ☐
Page # 7

1-piece bonded windshield with a surface area of not less than 2385 sq.in. required for improved jobsite visibility.

Yes ☒ No ☐
Page # 25

Windshield wiper swept surface area shall be not less than 900 sq.in for optimum visibility during inclement weather.

Yes ☒ No ☐
Page # 13

Cab rear window shall measure not less than 52" wide for a panoramic view to the rear of the vehicle.

Yes ☒ No ☐
Page # 26

Cab width shall be a minimum of 69.5" at Dash between A-pillars to provide adequate room for in cab mounted equipment.

Yes ☒ No ☐
Page # 25

Cab height from Floor to roof shall be a minimum of 52.5" at edge of dash to ensure adequate head room for a variety of drivers.

Yes ☒ No ☐
Page # 25

Measurement from center of fuel pedal to back of cab wall shall be not less than 46.75", to accommodate leg room.

Yes ☒ No ☐
Page # 25

AIR BRAKES

Air Brake system to be ABS with electronic stability and traction control. with heated air dryer, Bendix AD-HF, or equal

Yes ☒ No ☐
Page# 243

Air compressor should have 18.7CFM capacity and increased air reservoir capacity

Yes ☒ No ☐
Page # 3

Semi – trailer connection package with 14' straight air and electrical connections With an in-cab hand control valve for trailer service brakes.

Yes ☒ No ☐
Page # 2

FRAME/BUMPER/FUEL TANKS

Steel 120,000 psi frame rails with tapered rear. Frame rail dimension of 12.25" x 3.38" x 0.375" with an RBM of 2,521,200.

Yes ☒ No ☐
Page # 24 27-28

258"-260" wheelbase with a 168"-170" cab to axle.

Yes ☒ No ☐
Page # 2

Frame tie crossmember underneath the bell housing required.

Yes ☒ No ☐
Page # 2

Front bumper "Texas Style" bright finish stainless clad aluminum.

Yes ☒ No ☐
Page # 2

Stainless Steel DEF tank cover

Yes ☒ No ☐
Page # 4

Dual Fuel tanks to be non-polished aluminum with a minimum of 160-gallon capacity.
Located back of cab one on each side of frame.

Yes ☒ No ☐
Page # 7

Frame rail shall be a continuous straight structural channel to simplify frame
straightening in the event of a front-end collision. A Splayed Front Frame
rail shall not be acceptable.

Yes ☒ No ☐
Page # 27 + 28

Heavy Duty front tow pin with 150,000 lbs. total capacity

Yes ☒ No ☐
Page # 2

Swing type license plate holder

Yes ☒ No ☐
Page # 2

Frame assembly shall be huck bolted in lieu of threaded bolts where possible
to minimize frame bolt re-torque service.

Yes ☒ No ☐
Page # 27

Frame rail(s) shall be treated with phosphate free Tectalis 1800 pretreatment
followed by a two stage electrostatically applied corrosion resistant primer coating
and a top powder coating to minimize corrosion.

Yes ☒ No ☐
Page # 5

Chassis to be equipped with frame mounted bright finish quarter fenders mounted
Ahead of front drive axle and rear mud flaps mounted at end of frame on heavy
Duty spring loaded brackets.

Yes ☒ No ☐
Page # 4 + 5

Driver's side fuel tank mounted steps and deck plate platform to access Trailer
Connections.

Yes ☒ No ☐
Page # 8

FIFTH WHEEL

Tractor to be equipped with a 24" air slide fifth wheel Fontaine or equal

Yes ☒ No ☐
Page # 5

FRONT AXLE

14,000 lb. design steel I beam front axle

Yes ☒ No ☐
Page # 2

14,000 lb. parabolic taper leaf front springs with shock absorbers.

Yes ☒ No ☐
Page # 2

SET FORWARD front axle position of 30" +/- 1" only.

Yes ☒ No ☐
Page # 20

"S" cam design 16.5" x 6" brakes with outboard mounted drums

Yes ☒ No ☐
Page # 3

Front wheels to be Aluminum ten (10) hole hub piloted 24.5" x 8.25".

Yes ☒ No ☐
Page # 9

Front tires to be 16 ply 11R24.5 radials Continental ECOPLUS HS3+ or equal.

Yes ☒ No ☐
Page # 9

A wide track front axle with King Pin centers greater than 71" shall be provided for improved turn angle and maneuverability.

Yes ☒ No ☐
Page # 13

Threaded Spring bushings in lieu of rubber for service inspection.

Yes ☒ No ☐
Page # 13

REAR AXLE

46,000# capacity single reduction design tandem rear axle with Lube oil pump, and driver controlled locking differentials in both FWD-RR & RR-RR axles. Axle ratio to be determined at time of order.

Yes ☒ No ☐
Page # 6

46,000# on/off road rated air suspension, with shocks. Hendrickson Primaxx or equal

Yes ☒ No ☐
Page # 6

In cab Power divider lock out valve with warning light and buzzer.

Yes ☒ No ☐
Page # 6

Differential locking switches for forward and rear axle on separate switches.

Yes ☒ No ☐
Page # 6

"S" cam design 16.5" x 8.625" brakes with outboard drums

Yes ☒ No ☐
Page # 3

Rear wheels to be Alum Disc (10) hole hub piloted 24.5x 8.25 inside and out.

Yes ☒ No ☐
Page # 9

Rear tires to be 16 ply traction radials Continental HDL2 DL or equal.

Yes ☒ No ☐
Page # 9

OPTIONS

In addition the bid must also include the cost for each of the following options, itemized separately on the bid:

Automated Manual (18) speed overdrive design Transmission with overall gear Ratio coverage 19.73 and a minimum first gear reduction of 14.4 to 1, and a torque Input capacity of 1850 ft. lbs.

Yes ☒ No ☐
Page # 6

Dual-purpose wet line system for use with a dump trailer or a detachable neck low boy trailer.

Yes ☒ No ☐
Page # 9

Aluminum Cab Guard

Yes ☒ No ☐
Page # 9

60" Long Light bar with warning lights (strobes or rotators) work lights Stop lights, tail lights and turn signals

Yes ☒ No ☐
Page # 9

NOTE: Award will be made on the basis of the total cost of the Low Boy Tractor with all options included. However, a county may, at its discretion, deduct the above-referenced option from the Low Boy Tractor, and in such event, the cost of the option as stated on the bid shall be deducted from the total cost of the Low Boy Tractor. There shall be no other deductions and no additions made to the Low Boy Tractor by the purchasing county or by the vendor.

Prepared For:

ASSOCIATION OF COUNTY COMMISSIONS OF
ALABAMA
Patrick McDougald
2 N JACKSON STREET 7th Floor
MONTGOMERY, AL 36104-
(334)263 - 7594
Reference ID: ACCA Tractor

Presented By:

SOUTHLAND TRANSPORTATION GROUP
Tim Bagents
1563 MAXWELL BOULEVARD
MONTGOMERY AL 36104 -
(334)832-4102

Thank you for the opportunity to provide you with the following quotation on a new International truck. I am sure the following detailed specification will meet your operational requirements, and I look forward to serving your business needs.

Model Profile
2027 HX520 SFA (HX520)

AXLE CONFIG:	6X4
APPLICATION:	Low-Boy Tractor
MISSION:	Requested GCWR: 80000. Calc. GCWR: 115000. Calc. GVWR: 60000 Calc. Start / Grade Ability: 27.58% / 2.05% @ 55 MPH Calc. Geared Speed: 89.3 MPH
DIMENSION:	Wheelbase: 258.00, CA: 168.00, Axle to Frame: 59.00
ENGINE, DIESEL:	{Cummins X15 500V} Productivity Series, EPA 2024, 500HP @ 1900 RPM, 1850 lb-ft Torque @ 900 RPM, 2000 RPM Governed Speed, 512 Peak HP (Max)
TRANSMISSION, MANUAL:	{Eaton Endurant XD EXD-18F118D} 18-Speed Fully Automated Manual, Aluminum Clutch Housing, Overdrive, Mechatronic Shift Controls, Pneumatic Clutch Actuation, Internal Lube Oil Pump, Hill Start Aid
CLUTCH:	{Eaton Fuller 430MM} Maintenance Free, Self-Adjusting, 17" (430 mm) Dia Single Plate, Diaphragm Spring, Organic, 5-Spring Coaxial 254mm Damper with Pre-Damper, 2"-18 Tooth Spline, Pneumatic Push Type Control, 1850 lb-ft (2508 Nm) Torque Capacity
AXLE, FRONT NON-DRIVING:	{Meritor MFS-14-143A} Wide Track, I-Beam Type, 14,000-lb Capacity
AXLE, REAR, TANDEM:	{Meritor RT-46-160P} Single Reduction, 46,000-lb Capacity, with Lube Oil Pump, Driver Controlled Locking Differential in Forward-Rear and Rear-Rear Axle, 200 Wheel Ends Gear Ratio: 4.10
CAB:	Conventional, Day Cab
TIRE, FRONT:	(2) 11R24.5 Load Range H ECOPLUS HS3+ (CONTINENTAL), 473 rev/mile, 75 MPH, All-Position
TIRE, REAR:	(8) 11R24.5 Load Range H HDL2 DL+ (CONTINENTAL), 468 rev/mile, 75 MPH, Drive
SUSPENSION, REAR, AIR, TANDEM:	{Hendrickson PRIMAX EX} 46,000-lb Capacity, 56" Axle Spacing, 9.0" Ride Height, with Shock Absorbers
PAINT:	Cab schematic 100LY Location 1: 9219, Winter White (Std) Chassis schematic N/A

Code	Description	F/R Wt (lbs)	Tot Wt (lbs)
HX52000	Base Chassis, Model HX520 SFA with 258.00 Wheelbase, 168.00 CA, and 59.00 Axle to Frame.	8807/7423	16230
1616	FRAME RAILS WITH TAPERED REAR	0/-7	-7
1832	DECK PLATE Aluminum, (2) Sections, 15" Wide	15/11	26
1AMS	CROSSMEMBER, FRAME TIE for Heavy Duty	53/3	56
1AND	AXLE CONFIGURATION 6x4	148/200	348
	<u>Notes</u> : Pricing may change if axle configuration is changed.		
1CGC	FRAME RAILS Heat Treated Alloy Steel (120,000 PSI Yield); 12.250" x 3.380" x 0.375" (304.8mm x 85.6mm x 9.5mm); 550.0" (13970mm) Maximum OAL	148/172	320
1LEL	LICENSE PLATE HOLDER 3-Plate, Swing Type, Mounted Below Front Bumper	6/0	6
1LPH	BUMPER, FRONT "TEXAS Style", Aluminum, Stainless Steel Clad	8/0	8
1VBC	TOW PIN, FRONT Heavy Duty; 150,000-lb. Total Capacity	82/-8	74
1WJX	WHEELBASE RANGE 258" (655cm) Through and Including 315" (800cm)	351/-351	0
2ARV	AXLE, FRONT NON-DRIVING (Meritor MFS-14-143A) Wide Track, I-Beam Type, 14,000-lb Capacity	60/0	60
3ADD	SUSPENSION, FRONT, SPRING Parabolic Taper Leaf, Shackle Type, 14,000-lb Capacity, with Shock Absorbers	13/0	13
4092	BRAKE SYSTEM, AIR Dual System for Tractor Applications	19/-3	16
	<u>Includes</u> : BRAKE LINES Color and Size Coded Nylon : GLAD HANDS (2) One for Service and One for Emergency; Trailer Hoses from Cab : HAND CONTROL VALVE, AIR Mounted in Instrument Panel : PARKING BRAKE CONTROL Yellow and Red Knobs, Located on Instrument Panel : PARKING BRAKE VALVE Combination Valve for Tractor and Trailer : QUICK RELEASE VALVE On Rear Axle for Spring Brake Release: 1 for Forward Rear Axle : TRACTOR PROTECTION VALVE		
4803	TRAILER HOSES AND CABLES {Phillips} Straight, Rubber Hose, 14' Working Length, Aluminum Glad Hands with Rubber Seals, Lighting Cable with Nylon Plug	9/4	13
4808	HOSE TENDER Slide Bar with Single Spring Bracket, Bar Extended 4" from Cab	11/4	15
4AZY	AIR BRAKE ABS {Bendix AntiLock Brake System} 6-Channel (6 Sensor/6 Modulator) Electronic Stability Program, with Automatic Traction Control	0/0	0
4EDM	AIR DRYER {Bendix AD-HF} with Heater, Includes Pressure Protection Circuits, Safety Valve, Integral Purge Tank, Governor Pressure Settings 110 psi Cut-In/130 psi Cut-Out, Integrated PuraGuard Coalescing Filtration	0/0	0
4ETE	BRAKE CHAMBERS, FRONT AXLE {Haldex} 24 SqIn	3/0	3
4EXU	BRAKE CHAMBERS, REAR AXLE {Bendix EverSure} 30/30 SqIn Spring Brake	0/14	14
4GBM	BRAKE, PARKING Manual Push-Pull Pneumatic Parking Brake	1/0	1
4LAA	SLACK ADJUSTERS, FRONT {Haldex} Automatic	14/0	14

Code	Description	F/R Wt (lbs)	Tot Wt (lbs)
4LGA	SLACK ADJUSTERS, REAR {Haldex} Automatic	0/32	32
4SPA	AIR COMPRESSOR {Cummins} 18.7 CFM	0/0	0
4UKS	AIR TANK, AUXILIARY for Transmission Air Supply, Crossmember Mounted, Forward of Engine	24/0	24
4VHW	AIR TANK LOCATION (2) Mounted Under Battery Box, Outside Left Rail, Under Cab; Perpendicular to Rail	-1/-3	-4
4VKC	AIR DRYER LOCATION Mounted Inside Left Rail, Back of Cab	0/0	0
4WXR	DRAIN VALVE (2) {Berg} with Pull Chains, for Air Tanks	0/0	0
4XDP	BRAKES, FRONT {Meritor 16.5X5 Q-PLUS CAST} Air S-Cam Type, Cast Spider, Fabricated Shoe, Double Anchor Pin, Size 16.5" X 5", 14,700-lb Capacity	-23/0	-23
4XDS	BRAKES, REAR {Meritor 16.5X8.625 Q-PLUS CAST} Air S-Cam Type, Cast Spider, Fabricated Shoe, Double Anchor Pin, Size 16.5" X 8.625", 23,000-lb Capacity per Axle	0/150	150
4XEE	PARK BRAKE CHAMBERS, ADDITIONAL (2) Spring Brake Type	0/60	60
5710	STEERING COLUMN Tilting and Telescoping	0/0	0
5CBE	STEERING WHEEL 4-Spoke; 18" Dia., Black Leather Wrapped	-7/-1	-8
5PSA	STEERING GEAR {Sheppard M100} Power	0/0	0
6DGV	DRIVELINE SYSTEM {Dana Spicer} SPL350 Main Driveline with SPL250 Interaxle Shaft, for 6x4	9/24	33
7BES	AFTERTREATMENT COVER Polished Aluminum	9/2	11
7DXW	EXHAUST SYSTEM Horizontal Aftertreatment System, Frame Mounted Right Side Under Cab, for Dual Vertical Tail Pipes, Cab Mounted, Left Side Pipe is Non-Functional/Aesthetic Only	49/16	65
7SAP	ENGINE COMPRESSION BRAKE {Cummins} Interbrake For Cummins Signature/ISX/X15 Engines; Furnished with Engine	0/0	0
7WBB	TAIL PIPE (2) Turnback Type, Bright	-3/-1	-4
7WBU	EXHAUST HEIGHT 11' 6"	4/0	4
7WDL	MUFFLER/TAIL PIPE GUARD (2) Bright Stainless Steel	0/0	0
8000	ELECTRICAL SYSTEM 12-Volt, Standard Equipment	0/0	0
	<u>Includes</u>		
	: HAZARD SWITCH Push On/Push Off, Located on Instrument Panel to Right of Steering Wheel		
	: HEADLIGHT DIMMER SWITCH Integral with Turn Signal Lever		
	: PARKING LIGHT Integral with Front Turn Signal and Rear Tail Light		
	: STARTER SWITCH Electric, Key Operated		
	: STOP, TURN, TAIL & B/U LIGHTS Dual, Rear, Combination with Reflector		
	: WINDSHIELD WIPER SWITCH 2-Speed with Wash and Intermittent Feature (5 Pre-Set Delays), Integral with Turn Signal Lever		
	: WINDSHIELD WIPERS Single Motor, Electric, Cowl Mounted		
8695	SNOW SHIELD (2) Chrome; for Dual Air Horns	1/0	1
8836	HORN, AIR (2) Single Bell, Organ Tone, Extra Long, Chrome	4/0	4

Code	Description	F/R Wt (lbs)	Tot Wt (lbs)
8GHU	ALTERNATOR {Delco Remy 28SI} Brush Type, 12 Volt, 200 Amp Capacity, Pad Mount, with Remote Sense	3/0	3
8MSG	BATTERY SYSTEM {Fleetrite} Maintenance-Free, (3) 12-Volt 1980CCA Total, Top Threaded Stud	0/0	0
8RBZ	SPEAKER, AUXILIARY, CB RADIO with Jack for CB; Mounted Left Side Above Driver's Door	2/0	2
8RMV	SPEAKERS (2) 6.5" Dual Cone Mounted in Doors	0/0	0
8RNB	CB RADIO Accommodation Package, Header Mounted, Feeds from Accessory Side of Ignition Switch, Includes Power Source, One Antenna and Antenna Base with Wiring on Left Side Mirror	0/0	0
8RPB	RADIO, STEERING WHEEL CONTROLS Mounted in Steering Wheel, Radio Function Control Switch, Includes Volume Up/Down, Mute, Forward/Back and Bluetooth Answer/Disconnect	8/2	10
8RPP	ANTENNA Shark Fin, Roof Mounted	1/0	1
8RPS	RADIO AM/FM/WB/Clock/Bluetooth/USB Input/Auxiliary Input	3/0	3
8THH	AUX. TRAILER SOCKET {Phillips} 7-Way, with Battery Fed Circuit to Center Pin, with 25 Amp Fuse and Relay Controlled by Switch (with Indicator Light) Controlled by Accessory Side of Key Switch, Switch Mounted on Instrument Panel	7/0	7
8TKC	STOP, TURN, TAIL & B/U LIGHTS {Truck Lite} Super 44, with LED Lights for Stop, Turn and Tail Lights, Truck Lite Super 40 Lamps for Backup Lights, Less Power Module, Includes Incandescent License Plate Light, with Separate Rear Reflectors, Less Rubber Mount	-1/9	8
8VAY	HORN, ELECTRIC Disc Style	0/0	0
8VUS	BATTERY BOX COVER Polished Aluminum, Universal Cover that Covers Both Battery Box & DEF Tank	30/10	40
8WCK	POWER SOURCE, TERMINAL TYPE 2-Post	0/0	0
8WEZ	TURN SIGNAL SWITCH Self-Canceling	0/0	0
8WJN	BATTERY BOX Aluminum, with Plastic Cover, 30" Wide, 2-4 Battery Capacity, Mounted Left Side Under Cab	14/-5	9
8WRB	HEADLIGHTS ON W/WIPERS Headlights Will Automatically Turn On if Windshield Wipers are Turned On	0/0	0
8WXB	HEADLIGHT WARNING BUZZER Sounds When Head Light Switch is on and Ignition Switch is in "Off" Position	0/0	0
8WXG	STARTING MOTOR {Mitsubishi Electric Automotive America 105P} 12-Volt, with Soft-Start	0/0	0
8XAH	CIRCUIT BREAKERS Manual-Reset (Main Panel) SAE Type III with Trip Indicators, Replaces All Fuses	0/0	0
8XJH	FOG LIGHTS (2) Clear Lens, LED, Rectangular, with White Light Source	3/0	3
8XNZ	HEADLIGHTS Halogen, with Daytime Running Lights	0/0	0
8XPk	POWER SOURCE, ADDITIONAL Auxiliary Power Outlet (APO) with USB-A Port and USB-C Port, Located in the Instrument Panel	0/0	0
9505	QUARTER FENDERS for Rear Wheels, Mirror-Finished Stainless Steel, Frame Mounted	8/27	35

Code	Description	F/R Wt (lbs)	Tot Wt (lbs)
9AAB	LOGOS EXTERIOR Model Badges	0/0	0
9AAE	LOGOS EXTERIOR, ENGINE Badges	0/0	0
9ASE	FRONT END Tilting, Composite	0/0	0
9HCN	GRILLE Chrome Vertical Accent Bars, with Black Mesh	0/0	0
9WAC	BUG SCREEN Mounted Behind Grille	5/0	5
9WBD	BUG DEFLECTOR Stainless Steel, Mounted on Hood	5/0	5
10021	CHASSIS COATING Corrosion Resistant E-Coat Primer Coating for Single Frame Rails	0/0	0
10060	PAINT SCHEMATIC, PT-1 Single Color, Design 100	0/0	0
10761	PAINT TYPE Base Coat/Clear Coat, 1-2 Tone	0/0	0
10AGB	CONNECTED PLATFORM Includes Connectivity Module and Five Year Data Plan	0/0	0
10BAE	LABEL, DEF "DEF ONLY"	0/0	0
10HJC	FIFTH WHEEL, AIR SLIDE {Fontaine SL7LWB825024} 24" Slide, Cast Top Plate, 8.25" Above Top of Frame, Left Hand Release	0/546	546
10UAV	VEHICLE REGISTRATION IDENTITY ID for Non-CARB Omnibus and/or Non-ACT Adopting State or Exempt Vehicle. Not for use on vehicles registering in CA. Contains non-mitigated legacy engine & cannot be registered in CA unless exempt. You may be held liable under state law for failure to properly register vehicle.	0/0	0
	<u>Notes</u> : CANNOT BE REGISTERED IN CA. For vehicles that will be registered in States other than CA.		
10WCY	SAFETY TRIANGLES	5/1	6
10WLL	GCWR RANGE GCWR Greater than 110,000-lb, for Transmission Application Validation	0/0	0
10WPU	MUD FLAP HOLDER Spring Loaded, Bright Finish, 45-Degree End, with Red and White Reflective Tape, Less Flaps	-4/24	20
10WSX	MUD FLAPS, REAR Black Poly, with International Logo, Less Holders	-3/13	10
11MHM	CLUTCH {Eaton Fuller 430MM} Maintenance Free, Self-Adjusting, 17" (430 mm) Dia Single Plate, Diaphragm Spring, Organic, 5-Spring Coaxial 254mm Damper with Pre-Damper, 2"-18 Tooth Spline, Pneumatic Push Type Control, 1850 lb-ft (2508 Nm) Torque Capacity	-12/-3	-15
12703	ANTI-FREEZE Red, Extended Life Coolant; To -40 Degrees F/ -40 Degrees C, Freeze Protection	0/0	0
12EWZ	ENGINE, DIESEL {Cummins X15 500V} Productivity Series, EPA 2024, 500HP @ 1900 RPM, 1850 lb-ft Torque @ 900 RPM, 2000 RPM Governed Speed, 512 Peak HP (Max)	0/0	0
12THT	FAN DRIVE {Horton Drivemaster} Two-Speed Type, Direct Drive, with Residual Torque Device for Disengaged Fan Speed	0/0	0
	<u>Includes</u> : FAN Nylon		
12VBA	AIR CLEANER Dual, Polished Stainless Steel, One Mounted on Each Side of Cowl Ahead of The Doors	30/6	36

<u>Code</u>	<u>Description</u>	<u>F/R Wt</u> (lbs)	<u>Tot Wt</u> (lbs)
12VKK	EMISSION, CALENDAR YEAR {Cummins X15} EPA, OBD and GHG Certified for Calendar Year 2026	0/0	0
12WCX	HOSE CLAMPS, RADIATOR HOSES {Gates} Shrink Band Type	0/0	0
12WTA	FAN DRIVE SPECIAL EFFECTS Fan Cooling Ring with Fan Shroud Effects, Engine Mounted	0/0	0
12WVG	EPA IDLE COMPLIANCE Low NOx Idle Engine, Complies with EPA Clean Air Regulations; Includes "Certified Clean Idle" Decal on Hood	0/0	0
12WYZ	RADIATOR DRAIN & FILL FITTING SPECIAL; To Vacuum Out or Fill the Cooling System from the Bottom of Radiator, for Use with Quick-Connect Radiator Drain Tool or Shop Coolant Evacuation-Fill System	0/0	0
12WZE	CARB IDLE COMPLIANCE Does Not Comply with California Clean Air Idle Regulations	0/0	0
12XBC	RADIATOR Aluminum, Welded, Down Flow, Front to Back System, 1325 SqIn, with 806 SqIn Charge Air Cooler <u>Includes</u> : RADIATOR HOSES Premium, Rubber	0/0	0
12XCS	CARB EMISSION WARR COMPLIANCE Does Not Comply with CARB Emission Warranty	0/0	0
13GKB	TRANSMISSION, MANUAL {Eaton Endurant XD EXD-18F118D} 18-Speed Fully Automated Manual, Aluminum Clutch Housing, Overdrive, Mechatronic Shift Controls, Pneumatic Clutch Actuation, Internal Lube Oil Pump, Hill Start Aid	44/41	85
13WET	TRANSMISSION SHIFT CONTROL Column Mounted Stalk Shifter, Not for Use with Allison 1000 & 2000 Series Transmission	1/0	1
13WEW	WIRING, TRANSMISSION Installed Wiring and Connector for Transmission/PTO Controls, for Eaton Endurant Transmission	0/0	0
13WGJ	OIL COOLER, TRANSMISSION Water to Oil Type Included in Radiator End Tank (REQUIRES TRANSMISSION LUBE PUMP)	0/0	0
13WLX	TRANSMISSION OIL {EmGard 40W} Synthetic; 22 thru 33.99 Pints	0/0	0
13XAA	PTO CONTROL, DASH MOUNTED For Customer Provided PTO; Includes Switch, Electric/Air Solenoid, Piping and Wiring	5/0	5
13XAY	SHIFT CONTROL PARAMETERS {Eaton Endurant} Automated Manual Transmission, Performance Calibration	0/0	0
14862	PDL WARNING BUZZER Power Divider Lock	0/0	0
14899	SUSPENSION AIR CONTROL VALVE Pressure Release Control In Cab	0/1	1
14HRL	AXLE, REAR, TANDEM {Meritor RT-46-160P} Single Reduction, 46,000-lb Capacity, with Lube Oil Pump, Driver Controlled Locking Differential in Forward-Rear and Rear-Rear Axle, 200 Wheel Ends . Gear Ratio: 4.10	0/452	452
14UNX	SUSPENSION, REAR, AIR, TANDEM {Hendrickson PRIMAX EX} 46,000-lb Capacity, 56" Axle Spacing, 9.0" Ride Height, with Shock Absorbers	0/253	253
14WBN	DIFF. SWITCH CONTROLS Two Independent Switches for Control Traction Differentials on Tandem Rear Axles, Mounted on Dash	1/0	1

Code	Description	F/R Wt (lbs)	Tot Wt (lbs)
15DXC	FUEL TANK (2) Non-Polished Aluminum, 24" Dia, 80 US Gal (303L); Total Capacity 160 US Gal (606L), with Dual Supply and Return Lines, Less Equalizer Line, Mounted Left and Right Side, Back of Cab	50/78	128
15LNA	FUEL HEATER PLUMBING {Cummins} Plumbing for Thermal Recirculation Valve (TRV) Mounted to Cummins X15 Engines, Thermostatically Controlled	0/0	0
15LPU	FUEL/WATER SEPARATOR {Racor 6600} Pre-Filter and Filter Base, Includes Water-in-Fuel Sensor	0/0	0
15WEZ	DEF TANK 18 US Gal (68L) Capacity, Frame Mounted Outside Left Rail, Under Cab	13/3	16
16030	CAB Conventional, Day Cab	0/0	0
	<u>Includes</u> : CAB REAR SUSPENSION Air : CLEARANCE/MARKER LIGHTS (5) LED Roof Mounted : COAT HOOK, CAB Located on Rear Wall, Centered Above Rear Window : CONSOLE, CENTER Includes Two Cup Holders and One Additional Storage Area : CONSOLE, OVERHEAD Molded Plastic with Dual Storage Pockets, Retainer Nets and CB Radio Pocket; Located Above Driver and Passenger : COURTESY LIGHT (2) Driver and Passenger Door Mounted : DOME LIGHT, CAB Rectangular, Door and Instrument Panel Mounted Switch Activated, Timed Theater Dimming, Center Mounted, Integral to Console : FLOOR COVERING Rubber, Black : GLASS, ALL WINDOWS Tinted : GRAB HANDLE, CAB INTERIOR (1) "A" Pillar Mounted, Passenger Side : GRAB HANDLE, CAB INTERIOR (4) "B" Pillar and Door Mounted, Two Each Side : READING LIGHT, CAB Located in Overhead Console : STORAGE POCKET, DOOR (2) Full Length, Driver and Passenger Door		
16BAM	AIR CONDITIONER with Integral Heater and Defroster	0/0	0
	<u>Includes</u> : HOSE CLAMPS, HEATER HOSE Mubea Constant Tension Clamps		
16GEG	GAUGE CLUSTER Premium Level; English with English Electronic Speedometer	0/0	0
	<u>Includes</u> : GAUGE CLUSTER DISPLAY: Base Level (3" Monochromatic Display), Premium Level (5" LCD Color Display); Odometer, Voltmeter, Diagnostic Messages, Gear Indicator, Trip Odometer, Total Engine Hours, Trip Hours, MPG, Distance to Empty/Refill for : GAUGE CLUSTER Speedometer, Tachometer, Engine Coolant Temp, Fuel Gauge, DEF Gauge, Oil Pressure Gauge, Primary and Secondary Air Pressure : WARNING SYSTEM Low Fuel, Low DEF, Low Oil Pressure, High Engine Coolant Temp, Low Battery Voltage (Visual and Audible), Low Air Pressure (Primary and Secondary)		
16HCS	GAUGE, TEMPERATURE, AMBIENT Sensor Wiring with Display Unit Mounted in Cluster	0/0	0
16HGG	GAUGE, OIL TEMP, ENGINE	1/0	1
16HGJ	GAUGE, OIL TEMP, MANUAL TRAN for Manual Transmission	1/0	1
16HGN	GAUGE, AIR APPLICATION	1/0	1
16HKB	GAUGE, MANIFOLD PRESSURE Data Link Driven; Mounted in Instrument Panel, Includes Controller Module	0/0	0

Code	Description	F/R Wt (lbs)	Tot Wt (lbs)
16HKC	GAUGE, AIR CLEANER RESTRICTION {Filter-Minder} Under Hood Cleaner Mounted with Internal Switch, with Text Message in Cluster	0/0	0
16HKT	IP CLUSTER DISPLAY On Board Diagnostics Display of Fault Codes in Gauge Cluster	0/0	0
16LWM	SEAT, DRIVER {ISRI} Series 400, Air Suspension, High Back, Mordura, Double Chamber Lumbar, Heat, Inboard Armrest, Suspension Cover, Fore/Aft Isolator, Cushion Extension, Seat Tilt, Memory Quickdown	0/0	0
16SDC	GRAB HANDLE, EXTERIOR (2) Chrome, Towel Bar Type, with Anti-Slip Rubber Inserts, for Cab Entry Mounted Left and Right Side at B-Pillar	6/0	6
16SNV	MIRRORS (2) Aero Pedestal, Power Adjust, Heated, Turn Signals, Bright Heads, Black Arms, 6.5" x 14" Flat Glass, Includes 6.5" x 6" Convex Mirrors, for 102" Load Width	0/0	0
	<u>Notes</u> : Mirror Dimensions are Rounded to the Nearest 0.5"		
16SNY	MIRROR, CONVEX, HOOD MOUNTED (2) Right and Left Sides, Bright, 7.5" x 7"	11/-1	10
16SRM	SEAT, PASSENGER {National} Non Suspension, High Back with Integral Headrest, Mordura Cloth, with Fixed Back, with Under Seat Storage	29/11	40
16UZJ	STORAGE, REAR WALL Storage Pocket, Located on Back Wall Between Driver and Passenger Seats	3/0	3
16VCC	SEAT BELT All Orange; 1 to 3	0/0	0
16VLV	MONITOR, TIRE PRESSURE Omit	-9/-2	-11
16VVB	CAB INTERIOR TRIM Diamond Elite, for Day Cab	0/0	0
	<u>Includes</u> : DOOR TRIM, INTERIOR Bright Handle : INSTRUMENT PANEL TRIM Black with Woodgrain Accent, Black Gauges with Chrome Bezels : SUN VISOR (4) Padded Vinyl, 2 Moveable (Front-to-Side) Primary Visors and 2 Flip-down Auxiliary Visors; Vanity Mirrors and Toll Ticket Straps Driver and Passenger Sides		
16WJU	WINDOW, POWER (2) and Power Door Locks, Left and Right Doors, Includes Express Down Feature	0/0	0
16WKZ	KEYLESS ENTRY SYSTEM REMOTE with Panic and Auxiliary Buttons, Includes One Key Fob (Transmitter)	2/0	2
16WLM	HOURLMETER, PTO for Customer Provided PTO; with Indicator Light and Hourmeter in Gauge Cluster Includes Return Wire for PTO Feedback Switch	2/0	2
16WLS	FRESH AIR FILTER Attached to Air Intake Cover on Cowl Tray in Front of Windshield Under Hood	0/0	0
16XBZ	MODESTY PANEL Painted Body Color, with Amber Lens LED Lights, for Day Cab	0/0	0
16XJP	INSTRUMENT PANEL Wing Panel	0/0	0
16XWE	SUNSHADE, EXTERIOR Bright Finish, with Integral Clearance/Marker Lights	18/3	21
16ZHU	ACCESS, CAB AND FRAME Aluminum, Driver & Passenger Sides, Two Steps per Door; Left Side Frame Access Step, Includes One Deck Plate and Grab Handle, for use with Day Cab or Sleeper Cab	-46/-9	-55

Vehicle Specifications
2027 HX520 SFA (HX520)

November 17, 2025

Code	Description	F/R Wt (lbs)	Tot Wt (lbs)
27DWL	WHEELS, FRONT {Accuride 42362} DISC; 24.5x8.25 Rims, Extra Polish Aluminum, 10-Stud, 285.75mm BC, Hub-Piloted, Flanged Nut, with Steel Hubs	-34/0	-34
28DWL	WHEELS, REAR {Accuride 42362} DUAL DISC; 24.5x8.25 Rims, Extra Polish Aluminum, 10-Stud, 285.75mm BC, Hub-Piloted, Flanged Nut, with Aluminum Hubs	0/-136	-136
7384225443	(2) TIRE, FRONT 11R24.5 Load Range H ECOPLUS HS3+ (CONTINENTAL), 473 rev/mile, 75 MPH, All-Position	6/0	6
7384225447	(8) TIRE, REAR 11R24.5 Load Range H HDL2 DL+ (CONTINENTAL), 468 rev/mile, 75 MPH, Drive	0/96	96
810000	FIFTH WHEEL LOCATION On Rear Axle Centerline	0/0	0
Services Section:			
40132	WARRANTY Standard for HX520, HX620, Effective with Vehicles Built January 1, 2021 or Later, CTS-2015B	0/0	0
Total Component Weight:		10023/9161 (lbs)	19184 (lbs)
		(lbs)	(lbs)
Fuel and Wash		0/0	0
Dual Purpose Wet Line Kit		0/0	0
Aluminum Cab Guard		0/0	0
60" Long Light Bar with Warning Lights, Work Lights, Stop Lights, Tail Lights, and Turn Signals		0/0	0
Total Goods Purchased:		0/0	0

The weight calculations included in this proposal are an estimate of future vehicle weight. The actual weight as manufactured may be different from the estimated weight. Navistar, Inc. shall not be liable for any consequences resulting from any differences between the estimated weight of a vehicle and the actual weight.

(0012EWZ)

ATTACHMENTS: 0012THT 0011MHM 0007SAP 0016030

<u>Parameter</u>	<u>Value</u>	<u>UOM</u>
Max Accelerator Vehicle Speed	75	MPH
Road Speed Governor Upper Droop	0	MPH
Road Speed Governor Lower Droop	3.0	MPH
Driver Initiated Override (DIO)	N, DISABLE FEATURE OR FUNCTION	N/A
DIO Maximum Road Speed Delta	3	MPH
DIO Maximum Distance	30	MILES
Max Engine Speed No Veh Speed Sensr	1657	RPM
Road Speed Governor Type	1, TRADITIONAL	N/A
Fuel Economy Adjustment Factor	0, BALANCED FUEL ECONOMY	N/A
Gear Down Protection Enable	Y, ENABLE FEATURE OR FUNCTION	N/A
GDP - Heavy Load Vehicle Speed	62	MPH
GDP - Light Load Vehicle Speed	57	MPH
Driver Reward Enable	N, DISABLE FEATURE OR FUNCTION	N/A
Driver Reward Mode	2, ROAD SPEED GOVERNOR & CRUISE CONTROL	N/A
Fuel Economy - Expected Level	7.00	MPG
Fuel Economy - Good Level	7.25	MPG
Fuel Economy - Best Level	7.50	MPG
% Idle Time - Expected Level	20	%
% Idle Time - Good Level	15	%
% Idle Time - Best Level	10	%
Speed Reward - Expected Level	0	MPH
Speed Reward - Good Level	0	MPH
Speed Reward - Best Level	0	MPH
Speed Reward - Penalty Level	0	MPH
Idle Speed Adjustment Enable	N, DISABLE FEATURE OR FUNCTION	N/A
Low Idle Speed	600	RPM
Idle Shutdown Enable	Y, ENABLE FEATURE OR FUNCTION	N/A
ISD Time Before Shutdown	5.0	MIN
ISD Percent Engine Loading	50	%
ISD In PTO	N, DISABLE FEATURE OR FUNCTION	N/A
ISD Manual Override	N, DISABLE FEATURE OR FUNCTION	N/A
ISD With Parking Brake Set	N, DISABLE FEATURE OR FUNCTION	N/A
ISD Ambient Temperature Override	N, DISABLE FEATURE OR FUNCTION	N/A
ISD Cold Ambient Air Temperature	30	F
ISD Intermediate Ambient Air Temp	40	F
ISD Hot Ambient Air Temperature	81	F
ISD Manual Override Inhibit Zone En	N, DISABLE FEATURE OR FUNCTION	N/A
ISD Hot Ambient Automatic Override	Y, ENABLE FEATURE OR FUNCTION	N/A
ISD Engine Coolant Temp Threshold	53	F
Smart Coast Enable	Y, ENABLE FEATURE OR FUNCTION	N/A
Smart Coast Operating Mode	2, SMART COAST OPERATING MODE IS CRUISE CONTROL	N/A
Cruise Control Enable	Y, ENABLE FEATURE OR FUNCTION	N/A
CC Maximum Vehicle Speed	75	MPH
CC Save Set Speed	N, DISABLE FEATURE OR FUNCTION	N/A
CC Upper Droop	0.0	MPH
CC Lower Droop	3.0	MPH
CC Auto Resume	N, DISABLE FEATURE OR FUNCTION	N/A
CC Ovrspd Retard Activation Enable	Y, ENABLE FEATURE OR FUNCTION	N/A
CC Overspeed for Max Retarder	2.0	MPH
CC Overspeed for Min Retarder	0.0	MPH
CC Engine Brake Swtch Bypass Enable	N, DISABLE FEATURE OR FUNCTION	N/A
Retarder - Min Vehicle Speed	2	MPH
Retarder - Delay Time	1.0	SEC
Retarder - Service Brake Activation	Y, ENABLE FEATURE OR FUNCTION	N/A
Force Fan On With Retarder	N, DISABLE FEATURE OR FUNCTION	N/A

Engine Fan Min On Time For AC	30	SEC
Remote Accelerator Enable	N, DISABLE FEATURE OR FUNCTION	N/A
Remote Accelerator Mode	1, REMOTE ACCELERATOR PEDAL OR LEVER WITH TRANS VERIFICATION	N/A
PTO Enable	N, DISABLE FEATURE OR FUNCTION	N/A
PTO In Cab Mode	Y, ENABLE FEATURE OR FUNCTION	N/A
Remote PTO Enable	N, DISABLE FEATURE OR FUNCTION	N/A
Remote Station PTO Enable	N, DISABLE FEATURE OR FUNCTION	N/A
PTO Max Engine Speed	2000	RPM
PTO Min Engine Speed	600	RPM
PTO Maximum Engine Load	800	LB-FT
PTO Max Vehicle Speed	2	MPH
PTO Accelerator Override	N, DISABLE FEATURE OR FUNCTION	N/A
PTO Accel Override Max Engine Speed	2030	RPM
PTO Clutch Override	N, DISABLE FEATURE OR FUNCTION	N/A
PTO Service Brake Override	Y, ENABLE FEATURE OR FUNCTION	N/A
PTO Parking Brake Interlock Mode	3, PTO PRK BRK INT TYPE SET TO ALL	N/A
PTO Transmission Neutral Interlock	N, DISABLE FEATURE OR FUNCTION	N/A
PTO Eng Spd Limit w/VSS Limit	N, DISABLE FEATURE OR FUNCTION	N/A
PTO Ignore Vehicle Speed Sensor	N, DISABLE FEATURE OR FUNCTION	N/A
PTO Resume Switch Speed	925	RPM
PTO Set Switch Speed	850	RPM
PTO Additional Switch Speed	1000	RPM
PTO Ramp Rate	100	RPM/SEC
Remote PTO Number of Speed Settings	1	N/A
Remote PTO Speed Setting 1	600	RPM
Remote PTO Speed Setting 2	600	RPM
Remote PTO Speed Setting 3	600	RPM
Remote PTO Speed Setting 4	600	RPM
Remote PTO Speed Setting 5	600	RPM
Remote Station PTO Resume Sw Spd	750	RPM
Remote Station PTO Set Switch Speed	600	RPM
Remote Station PTO Addition Sw Spd	800	RPM
Transmission Driven PTO	N, DISABLE FEATURE OR FUNCTION	N/A
Transmission Driven PTO Type	2, TRANSMISSION DRIVEN IRREGULAR LOAD	N/A
DPF Active Regen in PTO Mode	N, DISABLE FEATURE OR FUNCTION	N/A
Powertrain Protection Enable	N, DISABLE FEATURE OR FUNCTION	N/A
Max Torque Allow By Axle/Driveshaft	32744	LB-FT
Max Torque in Top Gear Range	5000	LB-FT
Max Torque in Int. Gear Range	5000	LB-FT
Max Torque in Low Gear Range	5000	LB-FT
Max Torque w/o Vehicle Speed	5000	LB-FT
Lowest Gear of Top Gear Range	2.00	N/A
Lowest Gear of Int. Gear Range	10.00	N/A
Lowest Gear of Low Gear Range	16.00	N/A
Engine Protection Shutdown	Y, ENABLE FEATURE OR FUNCTION	N/A
Engine Protection Restart Inhibit	Y, ENABLE FEATURE OR FUNCTION	N/A
Engine Prot Coolant Level Shutdown	Y, ENABLE FEATURE OR FUNCTION	N/A
Sudden Veh Speed Decel Threshold	6.96	MPH
Trip Information Vehicle Ovrsped1	82	MPH
Trip Information Vehicle Ovrsped2	84	MPH
Veh Speed Sensor Anti Tamper Level	0, LOW LEVEL	N/A
Master Password	000000	N/A
Adjustment Password	000000	N/A
Reset Password	000000	N/A
Max Forward Start Gear	6	N/A
Hill Start Aid Threshold	2	%
Auto Neutral Tone	0, DISABLE FEATURE OR FUNCTION	N/A
Max Reverse Gear	2	N/A

Maximum Reverse Start Gear	3	N/A
Low Mode Configuration	1, URGE TO MOVE AND CREEP	N/A
Manual Mode Configuration	1, URGE TO MOVE AND CREEP	N/A
Drive Mode Configuration	1, URGE TO MOVE AND CREEP	N/A
Reverse Mode Configuration	1, URGE TO MOVE AND CREEP	N/A
Hold Mode Min. Gear	0	N/A
PTO 1 XMSN Controls Interface	15, CAN ENABLED	N/A

These Electronic Parameters have been successfully finalized

HEAVY DUTY LOW BOY TRACTOR OPTION E

CLUTCH EFFECTS Hydraulic Clutch Actuation System, with Air Assist - Due to Automated Manual Transmissions Requested in Specs – This Option Is Not Available Due to Automated Manual Transmission Not Requiring a Clutch

Wide track front axle with King Pin centers greater than 71" for improved turn angle and maneuverability

Threaded Spring bushings in lieu of rubber for service inspection

Turn angle greater than 38 degrees in both directions with 425 Tires required for job site maneuverability and service access

Manual reset circuit breakers on all circuits over 5 amps where possible, except headlight and Wiper motor circuits which shall be protected using continuous reset circuit breakers to allow continued operation during a momentary overload for trouble shooting convenience and circuit protection

Electrical Circuit Breaker Panel (No Tools Needed for Access) shall be located inside the cab to prevent exposure to corrosive elements

1 Piece Windshield with a surface area of 2,385 Sq. In.

Measurement from center of fuel pedal to back of cab wall 46.5 inches

62" Forward Door Opening, Hinges Located at Front Edge of Door. Door Latch System is Removeable as a Module

Windshield Swept Surface Area 900 Sq. In.

Wide Track Front Axle with Up To 40 Degree Wheel Cut with 425 Tires (Left and Right)

07 - HX Exhaust

ITS UPTIME AT



F: Single canister after treatment

A:

- Light weight, compact design

B:

- 80% less time required to replace
- Significant uptime benefit over EGR, incremental benefit over dual canister SCR




Vertical-vertical is available (07BLX)

Other Features

Serviceability

- Color-coded and continuously numbered wiring and air lines installed after chassis is painted
- Quality Connect air lines for fewer leaks and less downtime



ITS UPTIME AT



15

BRAKES

■ BRAKE SYSTEM SPECIFICATIONS

For brake system specifications, please refer to the Brake section of the Component Book (PDB-70000).

■ BRAKE SYSTEM, AIR (DUAL)

With the dual air brake system, one set of air brake lines is used to operate the rear axle brakes as the primary system. A second set of air brake lines supplies the front axle brakes as the secondary system. The primary and secondary systems serve the parking brakes and in the case of tractor brakes, also serve the trailer brakes. If either the primary or secondary system suffers a loss of air pressure, the other system will retain sufficient air pressure for partial braking.

All International® vehicles feature asbestos-free brake linings.

■ ■ *Standard*

04091

BRAKE SYSTEM, AIR Dual System for Straight Truck Applications

■ ■ *Optional*

04092

BRAKE SYSTEM, AIR Dual System for Tractor Applications

■ QUALITY CONNECT AIR SYSTEM

The air system utilizes the International® Quality Connect System. This system features leak free and weight reduced, easy to service air system connections (push-to-connect) that are integral to the air system valves, manifolds, and fittings. Also included are color coded air lines to help servicing and the use of air line insertion depth marks to help assure leak free seating. The air system is designed to reduce the number of air lines entering the cab.

■ AIR COMPRESSOR

The function of the air compressor is to provide and maintain air under pressure to supply the air brake system and other air powered devices.

■ ■ *Standard*

HX520

04SPA

AIR COMPRESSOR {Cummins} 18.7 CFM

HX620

04SPT

AIR COMPRESSOR {Bendix ESS 380} 16.8 CFM, Head Unload

■ ■ *Optional*

04SPJ

AIR COMPRESSOR {Wabco} 37.4 CFM

04SPA

AIR COMPRESSOR {Cummins} 18.7 CFM

04SPT

AIR COMPRESSOR {Bendix ESS 380} 16.8 CFM, Head Unload

04SPU

AIR COMPRESSOR {Bendix ESS 700} 30.9 CFM, Dual Cylinder, Head Unload

■ AIR COMPRESSOR DISCHARGE LINE

■ ■ *Optional*

04WRJ

AIR COMPRESSOR DISCHARGE LINE 1/2" ID to 5/8" ID Teflon Hose, with Stainless Steel Braid; to Air Dryer

08 - HX Electrical Center

IT'S UPTIME AT 



F: Fuse / Circuit Breaker panel

A:

- In the top of dash on passenger side
- Gutter

B:

- Easy access to circuit breakers (STD) while providing a flat service for writing
- The gutter protects components against liquids



Circuit Breakers

08_0160

17


ELECTRICAL

The major vehicle electrical systems – starting and charging – with the necessary interconnecting wiring are included in Group 08. Also included are engine shutdown systems, special instrumentation, and other electrically operated components and accessories. A few non-electrical components are treated as “electrical” items because of similarities in type and function. Air horns, for example, are included because of electric horns.

Chassis wiring is color coded and continuously numbered. Most engine and chassis wiring is encased in conduit and is well routed and slipped to prevent possible electrical problems. Chassis connectors are a multiple sealed, quick connect type for ease of serviceability and long life.

To help prevent corrosion, the real enemy of any electrical system, the following are used:

- Sealed connectors are used wherever moisture may be present. The secondary locks on these and other connectors provide excellent dependability.
- Unsealed type connectors (battery cables, frame grounds, and headlight terminals) are protected using solder or a spray coating.



Circuit Breakers

08_0160

■ ELECTRICAL SYSTEM

■ ■ Standard

08000

ELECTRICAL SYSTEM 12-Volt, Standard Equipment

■ ALTERNATOR

For alternator specifications, please refer to the Electrical section of the Component Book (PDB-70000).

All alternators offered include the following features:

- Pad mounted for accurate belt alignment and low vibration
- Automatic spring-loaded belt tensioners never require adjustment

■ ■ Standard

08GXJ

ALTERNATOR {Leece-Neville AVI160P2013} Brush Type, 12 Volt, 160 Amp Capacity, Pad Mount

■ ■ Optional

The following alternators include Remote Voltage Sensor. With this technology, the voltage level at the batteries is directly monitored and alternator output is adjusted accordingly, thus optimizing battery state of charge.

08GGG

ALTERNATOR {Delco Remy 36SI} Brushless, 12 Volt, 165 Amp Capacity, Pad Mount, with Remote Sense

08GHJ

ALTERNATOR {Delco Remy 40SI} Brushless, 12 Volt, 300 Amp Capacity, Pad Mount, with Remote Sense

08GHU

ALTERNATOR {Delco Remy 28SI} Brush Type, 12 Volt, 200 Amp Capacity, Pad Mount, with Remote Sense

08GHY

ALTERNATOR {Delco Remy 38SI} Brushless, 12 Volt, 215 Amp Capacity, Pad Mount, with Remote Sense

08GXB

ALTERNATOR {Leece-Neville AVI160P2003} Brush Type, 12 Volt, 240 Amp Capacity, Pad Mount, with Remote Sense

08GXC

ALTERNATOR {Leece-Neville AVI160P2007} Brush Type, 12 Volt, 210 Amp Capacity, Pad Mount, with Remote Sense

13A • TRANSMISSION

MANUAL TRANSMISSION SPECIFICATIONS

Fully Automated Manual Transmission – 18-Speed Eaton Endurant XD

Feature Code	13GKA	13GKB	13GKC	13GKD	13GKE
Manufacturer/ Model Number ^[4]	Eaton Endurant XD EXD-16F118D	Eaton Endurant XD EXD-18F118D	Eaton Endurant XD PRO EXDP-16F118D	Eaton Endurant XD PRO EXDP-18F118D	Eaton Endurant XD PRO EXDP-20F118D
GCWR (lbs.)	166,000	166,000	no restriction	no restriction	no restriction
GVWR (lbs.)	166,000	166,000	no restriction	no restriction	no restriction
Ratios & % Split to Next Lower Gear			Ratio	% Split	
1			14.32	20	
2			11.96	19	
3			10.02	19	
4			8.43	20	
5			7.04	19	
6			5.90	19	
7			4.95	20	
8			4.13	19	
9			3.46	20	
10			2.89	20	
Range					
11			2.41	19	
12			2.02	19	
13			1.70	20	
14			1.42	19	
15			1.19	19	
16			1.00	20	
17			0.83	19	
18			0.70		
R1			15.25		
R2			12.73		
R3			10.67		
R4			3.08		
R5			2.57		
R6			2.15		
Overall			20.48		
PTO Opening ^[3]	4-Bolt Rear; SAE 8-Bolt Bottom				
PTO Gear Speed (% of Engine RPM)	111% Opposite of Engine				
Gearing	Twin Countershaft with Planetary Reduction Unit				
Nominal Torque Capacity (lb-ft)	1650	1850	1650	1850	2050
Case Material	Aluminum				
Clutch Housing Material ^{[1] [2]}	Aluminum - Integrated with Case				
Dry Weight ^[1] (lbs.)	651				
Lubricant					
Capacity-Trans Only (Pints)	20				
Lubricant					
Capacity-Including Lines (Pints)	25.6				

NOTES:

- [1] = Clutch Housing on these models is integrated into transmission case
- [2] = Includes internal lube pump
- [3] = Consult Eaton Endurant Installation Guide TRIG2620 EN-US for further information.
- [4] = Consult Eaton ApplicationsGuide TRAG2600-NAFTA for further information.

STANDARD CHASSIS SPECIFICATIONS

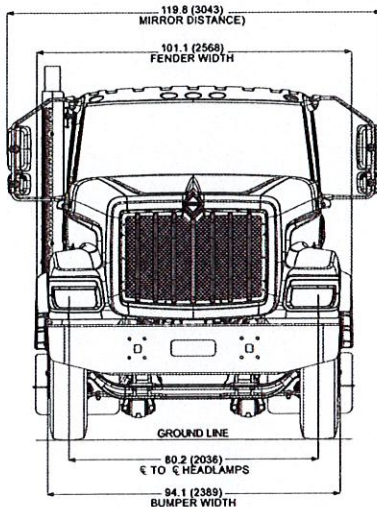
STANDARD CHASSIS SPECIFICATIONS

Rating		Standard (lbs.)	Maximum (lbs.)
GAW	front	12,000	20,000
	rear	40,000	58,000
GVW	total	52,000	78,000

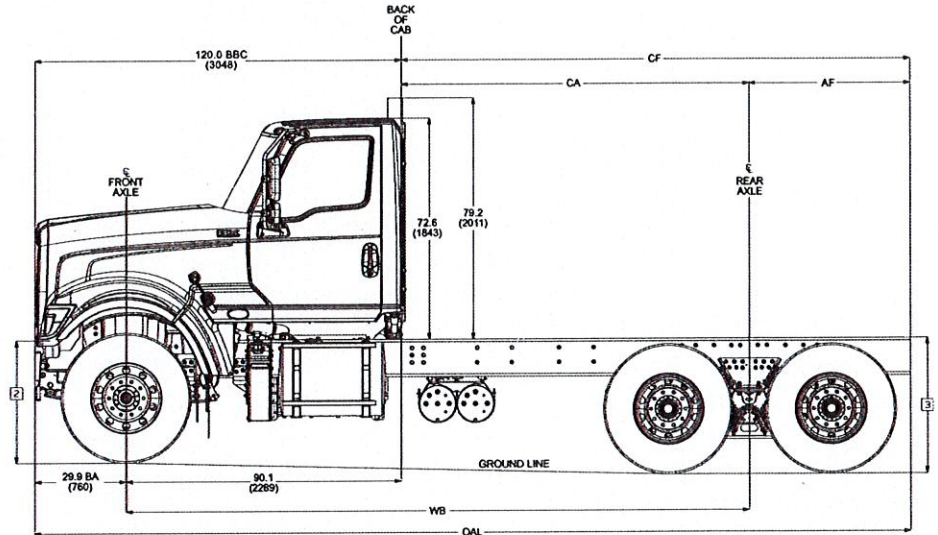
HX520 SFA

NOTE: 6x4 Axle Configuration is Standard

NOTE: Model Code and Wheelbase Must Be Specified on Order.



HX520_front



HX520_day_cab_6x4_lsv

Wheelbase (in.)	Chassis Weight (lbs.) **			Dimensions (in.)				Turning Radius	
	Front	Rear	Total	CA	CF	AF	OAL	Curb Clearance	Wall Clearance
197	8,886	7,472	16,358	107.0	160.0	53.0	280.0	33 ft. 6 in.	34 ft. 7 in.

NOTE: Chart data based on vehicle with standard equipment. Artwork may show some optional equipment.

* Dimension data and optional add-on weight for this model is based on the 197.0" wheelbase unless otherwise noted.

** Weight includes standard chassis, standard tires, oil and water, but less fuel.

[2] Frame Height at centerline of front axle: unloaded – 37.85", loaded – 35.92"

[3] Frame Height at centerline of rear axle: unloaded – 42.75", loaded – 40.85"

09 -- HX Front End


ITS UPTIME AT



F: Hood

A:

- Raised "crown" appearance
- Increased visibility



B

- 3-piece design lends itself to easy repair when needed.
- Industry proven DCPD material.

21

CAB

■ CAB, STANDARD

The extreme duty HX Series cab features a high-quality steel design, delivering structural and interior enhancements. The new cab includes upgrades to deliver increased corrosion resistance and endurance in rugged applications, enhancements are:

- Coated steel used in toe boards and floor panel for enhanced corrosion protection
- Reinforced B-Pillars for cab-mounted exhaust
- Line-X coating on interior cab floor and extending ~ 2 inches up all sides for improved corrosion protection

The HX Series provides enhanced driver comfort with features such as premium cluster, wing panel dash, suspended pedals, stalk shifters, upgraded seats, roomier cab interior, improved ingress and egress, and an updated HVAC system.

■ ■ *Standard*

16030

CAB Conventional, Day Cab

■ ■ *Optional*

16AUM

CAB Conventional, Hi-Rise Sleeper Cab; 56" Seat to Inside Back of Cab, with 37" Wide Bunk

16AUN

CAB Conventional, Hi-Rise Sleeper Cab; 73" Seat to Inside Back of Cab, with 42" Wide Lower Bunk

16AUS

CAB Conventional, Low Roof Sleeper Cab; 56" Seat to Inside Back of Cab, with 37" Wide Lower Bunk

■ CAB CONSTRUCTION

International builds a cab which is both durable and easy to service, while at the same time providing the driver with a comfortable working environment. The result of this planning is a solid, stable riding cab which has a spacious amount of driver and passenger room.

High strength double sided galvanized steel provides a strong cab and excellent corrosion protection. All cabs are fully dipped into an electrolytically applied primer bath (E-coat) to further protect the cab from corrosion. Cab fit and finish of automotive world class quality with tolerances of ± 1 mm. Improved sealing and methods of construction along with the overall cab design all help provide a quiet, tightly sealed cab environment. Large openings are provided in the dash panel and floor to promote engine and transmission service access.

Cab Doors

Outer door handles are positioned low on the door to allow easy operation while standing on the ground. The large doors and door openings with ergonomically located interior grab handles provide comfortable entry and egress. The 62° forward door opening allows for easy cab entry in tight conditions. The door design – which includes hinges located at the front edge of the door, a combination of balanced seals, latches and hinge pressures, and a balanced door – reduce opening and closing efforts. The door latch system is removable as a module if repairs are required. Inside the door, construction components are designed for use in a wet environment with E-coat flow techniques used in conjunction with manufacturing processes to protect against corrosion.

Standard door hardware includes:

- Flush ergonomically designed outer door handles
- Key-operated outer locks, common with ignition key
- Safety latches with a primary and secondary latch position
- Concealed hinges

■ CAB SOUND INSULATION

■ ■ *Included*

- Dash and floormat insulation and sound dampening patches are included.

■ ■ *Optional (Day Cab)*

16XYW

CAB SOUND INSULATION Day Cab Interior Noise Reduction Package

■ CAB REAR SUSPENSION

■ ■ *Included*

The rear cab air suspension with ride tuned shock absorbers, provide excellent ride quality and improved cab durability.

Shock absorbers are fully exposed and easily accessed for service. The airbag mounting design has features to make it quick to remove and replace.

The day and sleeper cab suspension features an outboard mounting to reduce cab sway. Increased travel allows for better ride quality.

■ CAB, SPECIAL EFFECTS

■ ■ *Optional*

HX620

16DYE

CAB, SPECIAL EFFECTS Provide Opening in Floor Pan and Mat, Includes Access Cover for Transmission Maintenance

DAY CAB

16XWE

SUNSHADE, EXTERIOR Bright Finish, with Integral Clearance/Marker Lights

GLASS, ALL WINDOWS

Included

- GLASS, ALL WINDOWS Tinted

Item	Total Glass Area (Square Inches)
Windshield	2,385
Door Windows – 580 ea.	1,160
Rear Window (Day Cab Only)	800
Cab Total – Day Cab	4,345
Sleeper Cab Windows – 695 ea.	1,390
Cab Total – Sleeper Cab	4,935

WINDOW, POWER

Standard

16WJU

WINDOW, POWER (2) and Power Door Locks, Left and Right Doors, Includes Express Down Feature

WINDSHIELD

Included

The windshield features a curved, swept back glass that provides excellent cab sealing to reduce exterior noise and water leakage. The large curved design also provides excellent visibility and aerodynamics which supports improved fuel economy. The curved swept-back design eliminates snow packing at the "A" pillar and reduces the risk of damage from glancing road debris. The windshield glass has a thicker outer layer for improved resistance to impact, cracks and chips. The bonded-in windshield experiences less leaks than roped-in windshields and increases cab strength.

Optional

16VSL

WINDSHIELD Heated, Single Piece

WINDSHIELD WIPER BLADES

Optional

16XWJ

WINDSHIELD WIPER BLADES Winter Type

WINDSHIELD WIPERS

Included

- WINDSHIELD WIPERS Single Motor, Electric, Cowl Mounted
- Motor accessible from outside the cab
- Intermittent-type
- Module located on the dash and shielded by the rain tray
- Standard wiper blades are Trico 22" and can be replaced quickly without tools
- 1.3 gallon translucent fluid reservoir mounted under the cab
- Angled fill port with tethered cap allows for quick, no-drip fills and no lost caps

NOTE: See Electrical Section 08 for windshield wiper switch/control features.

COWL TRAY LID

Optional

16XXC

COWL TRAY LID

WINDOW, REAR

Optional

16XDD

WINDOW, REAR Polycarbonate Plastic Window, Shatter Resistant

CAB ACCESS

Standard

16XTM

ACCESS, CAB Aluminum, Driver & Passenger Sides, Two Steps per Door, for use with Day Cab or Sleeper Cab

Optional

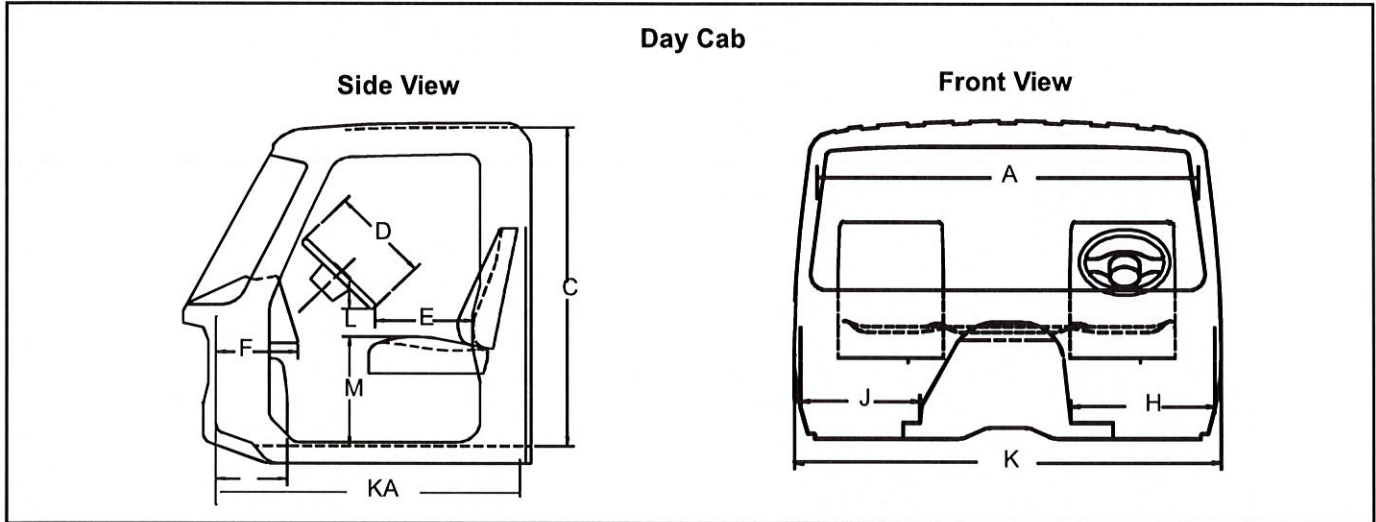
16ZBJ

ACCESS, CAB Steel, Driver & Passenger Sides, Two Steps per Door, for Twin Front Axle Conversion

16 - CAB

CAB INTERIOR AND EXTERIOR DIMENSIONS

Day Cab

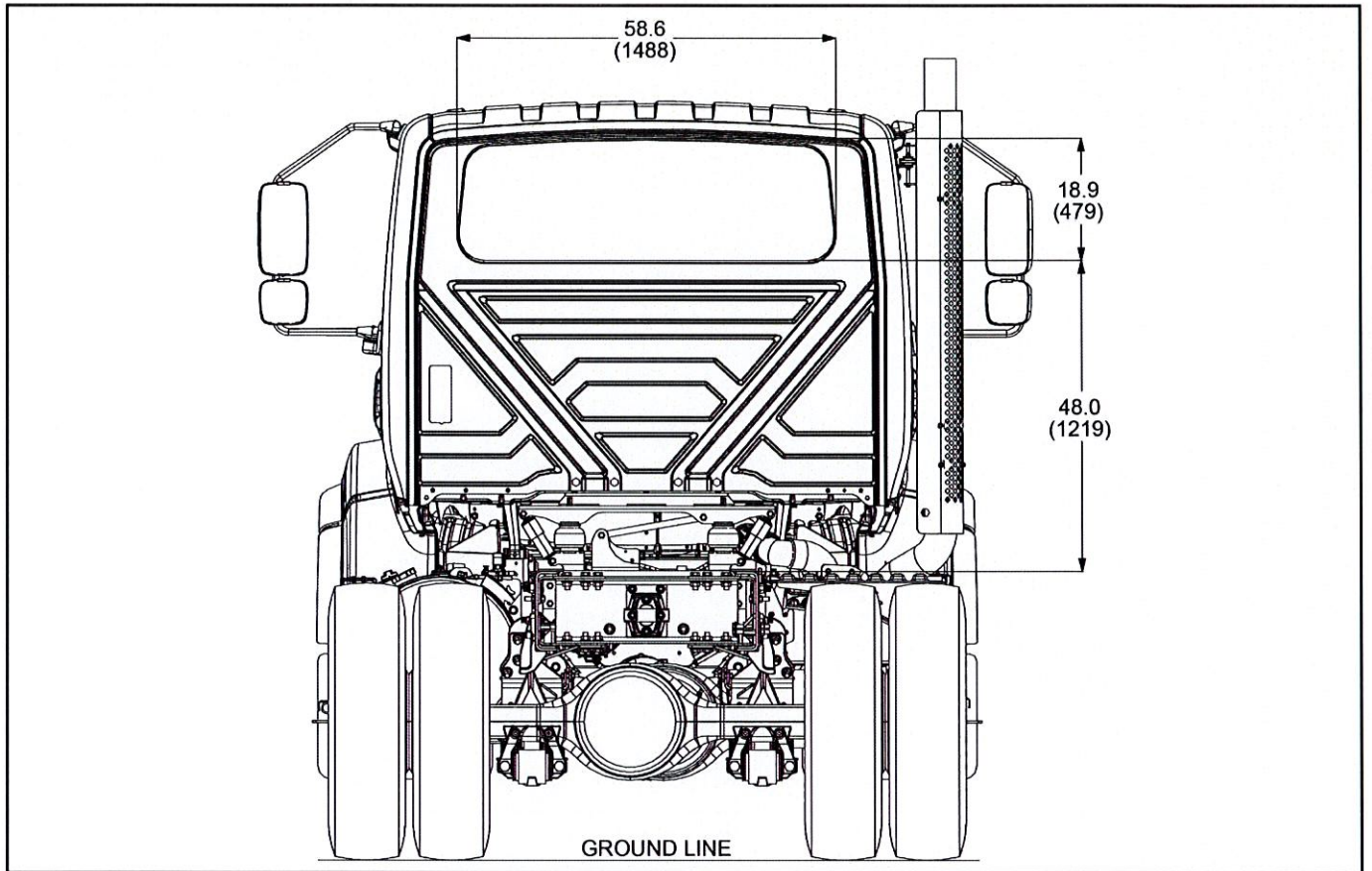


16_0061

Key	Description	Day Cab (16030) Dimension (Inches)
A	Shoulder Room	70.6
C	Inside Height	56.8
D	Steering Wheel Diameter	18.0
E	Steering Wheel to Seat Back (Maximum)	18.2
F	Bottom of Instrument Panel to Dash	13.9
H	Lateral Foot Room – Driver	20.2
J	Lateral Foot Room – Passenger	18.8
K	Outside Cab Width	82.2
L	Steering Wheel to Top of Seat Cushion	5.8
M	Top of Front Seat Cushion to Floor	19.6
KA	Inside Length	52.4
–	Driver Seat Track Travel	7.4" mm fore/aft

INTRODUCTION

■ HX520 - Rear View



HX520_HX620_rear

AXLE CONFIGURATION

An axle configuration feature is required on all HX models.

■ ■ Standard

01AND

AXLE CONFIGURATION 6x4

■ ■ Optional

01ANF

AXLE CONFIGURATION 8x6 Tridem

FRAMES

■ FRAME RAILS

Crossmembers and components attached to the frame are bolted to the web of the frame rails to produce a clean, straight rail top with no bolt heads or rivets to interfere with equipment mounting.

Huck-Spin fasteners are used for chassis assembly in lieu of conventional threaded fasteners. Huck-Spin fasteners will meet the ultimate tensile strength values and clamp load levels achievable with our type-8 flange threaded fasteners. The Huck-Spin fasteners also have flanged faces.

The Huck-Spin fastener is directly tensioned, rather than indirectly, through application of torque. The direct tensioning of the Huck-Spin fastener results in more consistent tightness of joints due to more consistent clamp loads.

During installation, the Huck-Spin collars are swagged on to the pin grooves. This type of installation results in high resistance to collar rotation and vibrational loosening.

Type-8 flangehead threaded fasteners will be used interchangeably with Huck-Spin fasteners in service. Type-8 flange threaded fasteners will continue to be used for manufacturing assembly where it is not feasible to use Huck-Spin fasteners due to accessibility or other plant considerations.

■ ■ Standard

01CGC

FRAME RAILS Heat Treated Alloy Steel (120,000 PSI Yield); 12.250" x 3.380" x 0.375" (304.8mm x 85.6mm x 9.5mm); 550.0" (13970mm) Maximum OAL

■ ■ Optional

01CGD

FRAME RAILS Heat Treated Alloy Steel (120,000 PSI Yield); 12.50" x 3.750" x 0.500" (317.5mm x 95.25mm x 12.7mm); 480.8" (12212mm) Maximum OAL

01CAG

FRAME RAILS Heat Treated Alloy Steel (120,000 PSI Yield); 10.250" x 3.610" x 0.375" (260.4mm x 91.7mm x 9.5mm); 456.0" (11582mm) Maximum OAL

01CBU


FRAME RAILS Heat Treated Alloy Steel (120,000 PSI Yield); 10.125" x 3.580" x 0.312" (257.2mm x 90.9mm x 8.0mm); 480.0" (12192) Maximum OAL

■ FRAME RAILS WITH TAPERED REAR

■ ■ Optional

01616

FRAME RAILS WITH TAPERED REAR



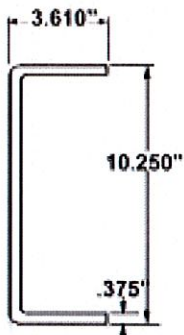
Tapered Rear Frame

01_0336

FRAMES - 01

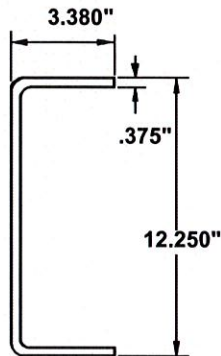
FRAME RAIL CROSS-SECTION SPECIFICATIONS

NOTE: Dark area represents frame reinforcement.



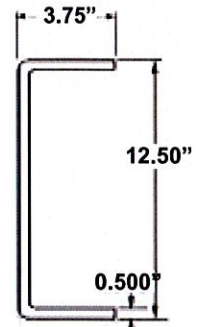
01CAG

01_0081



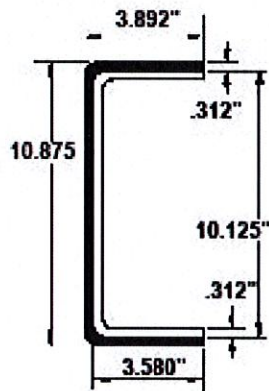
01CGC

01_0283



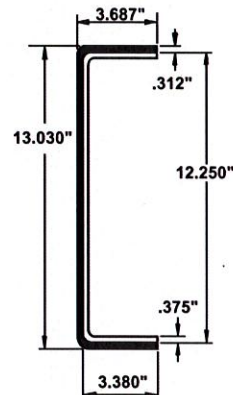
01CGD

01_0284



01CBU/01GBP

01_0338



01CGC/01GDS

01_0285

Side Rail Descriptions & Reinforcement Descriptions [2]								
Frame Key Code	Dimensions (Inches)			Weight Per Rail/Per Pair (Lbs.-In.)	Yield Strength Nominal (psi)	Material #	Section Modulus ^[1] (Inches ³)	Resisting Bending Moment (In.-Lbs.)
	Depth	Width	Thickness				Nominal	Design
Straight Channel Side Rail								
01CAG	10.250	3.610	0.375	1.71/3.42	120,000	C	17.03	2,037,600
01CGC	12.250	3.380	0.375	1.87/3.74	120,000	C	21.01	2,521,200
01CGD	12.500	3.750	0.500	2.58/5.16	120,000	C	29.47	3,536,400
Straight Channel Side Rail with Outer Full Channel Reinforcement								
01CBU	10.125	3.580	0.312	2.95/5.90	120,000	C	29.84	3,580,800
01GBP	10.875	3.893	0.312		120,000	C		
01CGC	12.250	3.380	0.375	3.56/7.12	120,000	C	40.45	4,854,000
01GDS	13.030	3.687	0.312		120,000	C		

NOTES:

C = Heat Treated Alloy Steel

[1] = Section Modulus: Nominal calculated using design dimensions – indicates the design load capacity of the frame.

[2] = Reinforcement dimensions and specifications are shown in italics.

28

North American heavy-duty truck coverages

Cummins Heavy-Duty Base Engine Warranty coverage for the X15 Efficiency Series, X15 Performance Series and X12 is better and more comprehensive than ever.

From the block casting to the injectors, virtually everything is covered for two years/250,000 miles (402,336 km), whichever comes first. That includes the aftertreatment system.

Plus, we continue to offer a variety of comprehensive extended coverage plans on all Cummins Heavy-Duty engines, for added security. These protection plans provide financial peace of mind, insuring you against unforeseen expenses for years to come. And they can be included in the financing of your new truck for just dollars a day.

Cummins Extended Coverage plans are honored at all authorized Cummins service locations and backed by Cummins Care. No matter where your business takes you, you've always got a Cummins-authorized service facility nearby, with over 3,700 locations in North America. You can be assured that every contingency is covered.

X15 and X12 base warranty

There's no greater assurance of quality. A product's warranty is ironclad proof that you can take to the bank, especially when it's a 2-year/250,000-mile (402,336 km) warranty on a Cummins Heavy-Duty X15 or X12 engine. Virtually everything is included in this standard warranty with no deductible:

- 100 percent parts and labor on warrantable failures*
- Travel or towing when an engine is disabled by a warrantable failure
- Includes aftertreatment

*Warrantable failures are those due to defects in Cummins material or factory workmanship. Refer to legal bulletins for specific details.



X15 and X12 extended coverage plans

Protection Plan 1: You can plan your maintenance and repair budgets with confidence when you've got extended coverage for your Heavy-Duty engines. Protection Plan 1 is a comprehensive package, including the turbocharger, water pump, fuel injectors, air compressor and fuel pump for a variety of year and mileage options ranging from three to five years and 100,000 to 500,000 miles (160,934-804,672 km) for the X15 Performance Series and X12, and from three to six years and 100,000 to 600,000 miles (160,934-965,606 km) for the X15 Efficiency Series. Mileage range may vary by engine and length of coverage. Contact your local distributor or dealer for duration details to choose the plan that best meets your equipment trade cycle and financial goals.

Items covered under Protection Plan 1 include:

- Internal components and major engine systems, including the turbocharger, water pump, fuel injectors, flywheel, wiring harnesses and front gear housing
- Registered parts and labor on covered failures
- Travel or towing when an engine is disabled by a warrantable failure is covered when you purchase Plan 1 coverage with the travel option

LIMITED WARRANTY FOR HX
***Effective with vehicles built January 01, 2021 or later**

Basic Vehicle

International®, Inc., at its option, will repair or replace any part of this vehicle that proves defective in material or workmanship, in normal use and service, with new or RENEWED™ parts, based on the Component Coverages below.

Coverage	Months	Miles	Kilometers	Hours	Gross Discharge Throughput
Basic Vehicle Warranty	12	Unlimited	Unlimited	Unlimited	Unlimited
Basic Vehicle Warranty with Non-Navistar Engine	12	Unlimited	Unlimited	Unlimited	Unlimited
First 90 Days from Delivery to User (DTU) + Towing (Vehicle Down Warrantable Situations Only)	3	Unlimited	Unlimited	Unlimited	Unlimited
Brightwork, Chassis Paint and Corrosion (Other than Cab)	6	Unlimited	Unlimited	Unlimited	Unlimited
Hood/Cab Paint	12	Unlimited	Unlimited	Unlimited	Unlimited
Aluminum Cab/Cowl Perforation Corrosion	60	Unlimited	Unlimited	Unlimited	Unlimited
Steel Cab/Cowl Perforation Corrosion	120	Unlimited	Unlimited	Unlimited	Unlimited
Cab/Cowl Structure	60	Unlimited	Unlimited	Unlimited	Unlimited
Frame Side Rails	60	Unlimited	Unlimited	Unlimited	Unlimited
International A26 Engine	24	Unlimited	Unlimited	Unlimited	Unlimited
International A26 Engine (Rescue Applications)	60	100,000	160,000	Unlimited	Unlimited
Towing (Vehicles with International A26 Engine Failures Only)	24	Unlimited	Unlimited	Unlimited	Unlimited
International A26 Engine Major Components	60	500,000	800,000	Unlimited	Unlimited
Navistar N13 Engine	24	Unlimited	Unlimited	Unlimited	Unlimited
Navistar N13 Engine (Rescue Applications)	60	100,000	160,000	Unlimited	Unlimited
Towing (Vehicles with Navistar N13 Engine Failures Only)	24	Unlimited	Unlimited	Unlimited	Unlimited
Navistar N13 Major Components	60	500,000	800,000	Unlimited	Unlimited
International S13 Engine	24	Unlimited	Unlimited	Unlimited	Unlimited
International S13 Engine (Rescue Applications)	60	100,000	160,000	Unlimited	Unlimited
Towing (Vehicles with International S13 Engine Failures Only)	24	Unlimited	Unlimited	Unlimited	Unlimited
International S13 Engine Major Components	60	500,000	800,000	Unlimited	Unlimited
International T14 Transmission and Mounted PTO (Rear Axle Weight Ratings of 52,000 lb and Less)	36	Unlimited	Unlimited	Unlimited	Unlimited
Towing (Vehicles with International T14 Transmission Failures Only) (Rear Axle Weight Ratings of 52,000 lb and Less)	36	Unlimited	Unlimited	Unlimited	Unlimited
International T14 Transmission and Mounted PTO (Rear Axle Weight Ratings Greater than 52,000 lb)	24	Unlimited	Unlimited	Unlimited	Unlimited
Towing (Vehicles with International T14 Transmission Failures Only) (Rear Axle Weight Ratings Greater than 52,000 lb)	24	Unlimited	Unlimited	Unlimited	Unlimited
International T14 Clutch (Rear Axle Weight Ratings of 52,000 lb and Less)	36	Unlimited	Unlimited	Unlimited	Unlimited
Towing (Vehicles with International T14 Clutch Failures Only) (Rear Axle Weight Ratings of 52,000 lb and Less)	36	Unlimited	Unlimited	Unlimited	Unlimited
International T14 Clutch (Rear Axle Weight Ratings Greater than 52,000 lb)	24	Unlimited	Unlimited	Unlimited	Unlimited
Towing (Vehicles with International T14 Clutch Failures Only) (Rear Axle Weight Ratings Greater than 52,000 lb)	24	Unlimited	Unlimited	Unlimited	Unlimited
Transmission (Rear Axle Weight Ratings of 52,000 lb and Less)	36	300,000	480,000	Unlimited	Unlimited
Transmission (Rear Axle Weight Ratings Greater than 52,000 lb)	12	Unlimited	Unlimited	Unlimited	Unlimited
Front Axle Assembly (Rear Axle Weight Ratings of 52,000 lb and Less)	36	300,000	480,000	Unlimited	Unlimited
Front Axle Assembly (Rear Axle Weight Ratings Greater than 52,000 lb)	12	Unlimited	Unlimited	Unlimited	Unlimited
Rear Axle and Differential (Rear Axle Weight Ratings of 52,000 lb and Less)	36	300,000	480,000	Unlimited	Unlimited
Rear Axle and Differential (Rear Axle Weight Ratings Greater than 52,000 lb)	12	Unlimited	Unlimited	Unlimited	Unlimited
Federal Emissions Coverage (Medium/Heavy, Heavy Duty Diesel Engine)	60	100,000	160,000	Unlimited	Unlimited
Federal Emissions Coverage (Medium/Heavy, Heavy Duty Diesel Engine Non-Navistar)	60	100,000	160,000	Unlimited	Unlimited
Greenhouse Gas Emissions Coverage	60	100,000	160,000	Unlimited	Unlimited

International Diesel Engine Coverage Includes:

Engine block, cylinder heads, internally lubricated components, fuel pump, high-pressure pump, turbocharger, water pump, air compressor, injectors/nozzles; electronic engine modules, engine relays, engine sensors and regulators required for electronic engine operation, and certain aftertreatment components. Excluding: attaching accessories (e.g., fan clutch, alternator, starter, etc.), and externally mounted electrical and filtration systems.

30

STANDARD CHASSIS SPECIFICATIONS

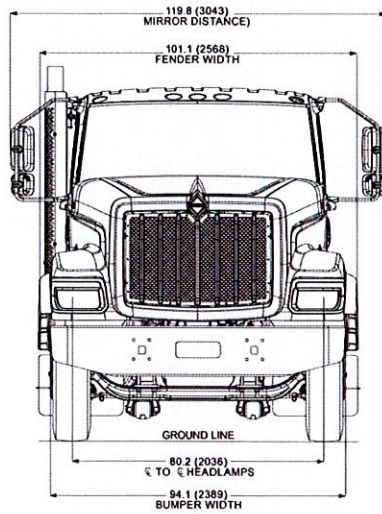
STANDARD CHASSIS SPECIFICATIONS

Rating		Standard (lbs.)	Maximum (lbs.)
GAW	front	12,000	20,000
	rear	40,000	58,000
GVW	total	52,000	78,000

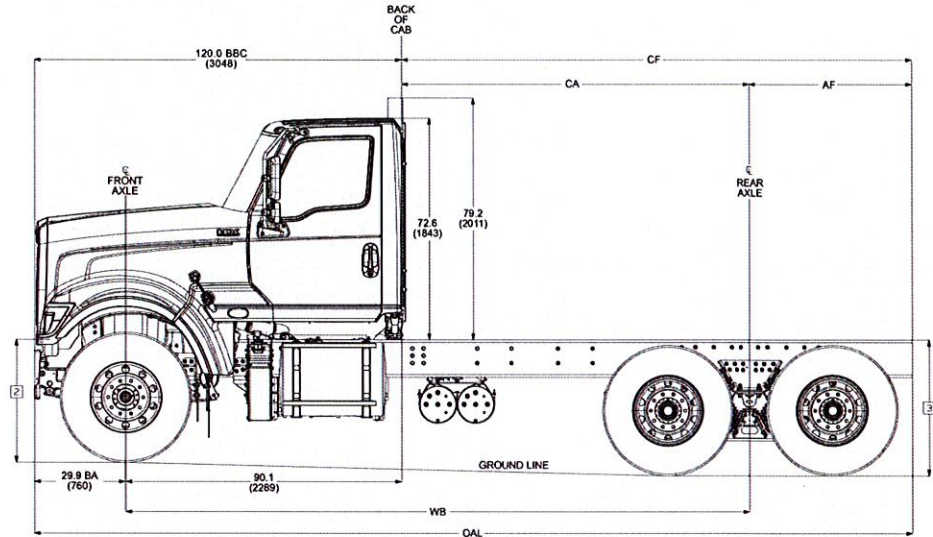
HX520 SFA

NOTE: 6x4 Axle Configuration is Standard

NOTE: Model Code and Wheelbase Must Be Specified on Order.



HX520_front



HX520_day_cab_6x4_lsv

Wheelbase (in.)	Chassis Weight (lbs.) **			Dimensions (in.)				Turning Radius	
	Front	Rear	Total	CA	CF	AF	OAL	Curb Clearance	Wall Clearance
197	8,886	7,472	16,358	107.0	160.0	53.0	280.0	33 ft. 6 in.	34 ft. 7 in.

NOTE: Chart data based on vehicle with standard equipment. Artwork may show some optional equipment.

* Dimension data and optional add-on weight for this model is based on the 197.0" wheelbase unless otherwise noted.

** Weight includes standard chassis, standard tires, oil and water, but less fuel.

[2] Frame Height at centerline of front axle: unloaded – 37.85", loaded – 35.92"

[3] Frame Height at centerline of rear axle: unloaded – 42.75", loaded – 40.85"

**INTERNATIONAL****HX****SERIES HEAVY DUTY****HX520 SFA****STANDARD EQUIPMENT****MODEL CODE: HX52000****01 FRAMES**

01AND - AXLE CONFIGURATION 6x4
NOTE: Pricing may change if axle configuration is changed.

- For U.S. Only

01CGC - FRAME RAILS Heat

Treated Alloy Steel (120,000 PSI Yield); 12.250" x 3.380" x 0.375" (304.8mm x 85.6mm x 9.5mm); 550.0" (13970mm) Maximum OAL

01LPG - BUMPER, FRONT Gull

Wing, Aluminum, Stainless Steel Clad, Heavy Duty

01WXC - WHEELBASE RANGE 169"

(430cm) Through and Including 209" (530cm)

02 AXLE, FRONT

02ARW - AXLE, FRONT NON-DRIVING

{Meritor MFS-12-143A} Wide Track, I-Beam Type, 12,000-lb Capacity

03A SUSPENSION, FRONT

03ADC - SUSPENSION, FRONT,

SPRING Parabolic Taper Leaf, Shackle Type, 12,000-lb Capacity, with Shock Absorbers

04 BRAKES

04091 - BRAKE SYSTEM, AIR Dual System for Straight Truck Applications

* BRAKE LINES Color and Size Coded Nylon

* PARKING BRAKE CONTROL Yellow Knob, Located on Instrument Panel

* PARKING BRAKE VALVE For Truck

* QUICK RELEASE VALVE On Rear Axle for Spring Brake Release: 1 for 4x2, 2 for 6x4

* SPRING BRAKE MODULATOR VALVE {Bendix} SR-7 with relay valve for 6x4/8x6

04AZJ - AIR BRAKE ABS {Bendix

AntiLock Brake System}

4-Channel (4 Sensor/4 Modulator) Full Vehicle

Wheel Control System, with Automatic Traction Control

04XCJ - BRAKES, FRONT {Bendix

Spicer ADB22X} Air Disc

Type, Extended Service, Size 22.5", 23,000-lb Capacity

04XDW - BRAKE CHAMBERS, FRONT

AXLE 18 Sqn, for Air Disc Brakes

04XCK - BRAKES, REAR {Bendix

Spicer ADB22X} Air Disc

Type, Extended Service, Size 22.5", 26,000-lb Capacity per Axle

04 BRAKES**(CONT.)**

04XEA - BRAKE CHAMBERS, REAR

AXLE 18/24 Sqn Spring Brake, Double Diaphragm, for Air Disc Brakes

04SPA - AIR COMPRESSOR

{Cummins} 18.7 CFM

04EDM - AIR DRYER {Bendix

AD-HF} with Heater, Includes Pressure Protection Circuits, Safety Valve, Integral Purge Tank, Governor Pressure Settings 110 psi Cut-In/130 psi Cut-Out, Integrated PuraGuard Coalescing Filtration

04VKC - AIR DRYER LOCATION

Mounted Inside Left Rail, Back of Cab

04VKK - AIR TANK LOCATION (2)

Mounted Under Battery Box, Outside Right Rail, Back of Cab, Perpendicular to Rail

04WXR - DRAIN VALVE (2) {Berg}

with Pull Chains, for Air Tanks

05 STEERING

05PSA - STEERING GEAR {Sheppard M100} Power

05710 - STEERING COLUMN Tilting and Telescoping

05CAW - STEERING WHEEL 4-Spoke; 18" Dia., Black

06 DRIVELINES

* END YOKES Half-Round, Easy Service (All)

06DGU - DRIVELINE SYSTEM {Dana

Spicer} SPL250 Main

Driveline with SPL170

Interaxle Shaft, for 6x4

07 EXHAUST SYSTEM

07BLY - EXHAUST SYSTEM

Horizontal Aftertreatment System, Frame Mounted Right Side Under Cab, for Single Vertical Tail Pipe, Cab Mounted Right Side

07SAP - ENGINE COMPRESSION

BRAKE {Cummins} Interbrake For Cummins

Signature/ISX/X15 Engines; Furnished with Engine

07WDM - EXHAUST HEIGHT 10'

07WDT - TAIL PIPE (1) Straight Type

08 ELECTRICAL

08000 - ELECTRICAL SYSTEM

12-Volt, Standard Equipment

* HAZARD SWITCH Push On/Push Off, Located on Instrument Panel to Right of Steering Wheel

* HEADLIGHT DIMMER SWITCH Integral with Turn Signal Lever

08 ELECTRICAL**(CONT.)**

* PARKING LIGHT Integral with Front Turn Signal and Rear Tail Light

* STARTER SWITCH Electric, Key Operated

* STOP, TURN, TAIL & B/U LIGHTS Dual, Rear,

Combination with Reflector

* WINDSHIELD WIPER SWITCH

2-Speed with Wash and Intermittent Feature (5

Pre-Set Delays), Integral with Turn Signal Lever

* WINDSHIELD WIPERS Single Motor, Electric, Cowl Mounted

08GXJ - ALTERNATOR

{Leece-Neville AVI160P2013} Brush Type, 12 Volt, 160 Amp Capacity, Pad Mount

08VUK - BATTERY BOX Aluminum,

with Plastic Cover, 18" Wide, 2-4 Battery Capacity,

Mounted Right Side Back of Cab

08MSG - BATTERY SYSTEM

{Fleetrite}

Maintenance-Free, (3)

12-Volt 1980CCA Total, Top Threaded Stud

08RJW - CB RADIO Omit Power

Feeds, Power Source and Wiring

08XAH - CIRCUIT BREAKERS

Manual-Reset (Main Panel)

SAE Type III with Trip

Indicators, Replaces All Fuses

08WXB - HEADLIGHT WARNING

BUZZER Sounds When Head

Light Switch is on and Ignition Switch is in "Off" Position

08XNY - HEADLIGHTS Halogen

NOTE: STANDARD IN USA

08653 - HORN, AIR Single,

Located Under Cab

08VAY - HORN, ELECTRIC Disc

Style

08RMX - RADIO Omit, Includes

Wiring and Antenna

08RMV - SPEAKERS (2) 6.5" Dual

Cone Mounted in Doors

08WXG - STARTING MOTOR

{Mitsubishi Electric

Automotive America 105P}

12-Volt, with Soft-Start

08WEZ - TURN SIGNAL SWITCH

Self-Canceling

09 FRONT END

09ASE - FRONT END Tilting,

Composite

09HCN - GRILLE Chrome Vertical

Accent Bars, with Black Mesh

09AAB - LOGOS EXTERIOR Model

Badges

Refer To General Info for Metric Conversion Tables

INTERNATIONAL® HX SERIES SECTION 584 - STANDARD EQUIPMENT

PLH-284 REVISION NO. 1013

PAGE 584-2

SUBJECT TO CHANGE WITHOUT NOTICE

10/15/2025

Printed in the United States of America

All Taxes Extra, when Applicable

**INTERNATIONAL****HX****SERIES HEAVY DUTY****HX520 SFA****STANDARD EQUIPMENT****MODEL CODE: HX52000**

09 FRONT END	(CONT.)	13 TRANSMISSION	16 CAB	(CONT.)
09AAE - LOGOS EXTERIOR, ENGINE Badges		13GHS - TRANSMISSION, MANUAL {Fuller FRO-16210C} 10-Speed Manual, Overdrive, Air Shift, Internal Lube Oil Pump		* GLASS, ALL WINDOWS Tinted
10 PAINT & MISCELLANEOUS		14A AXLE, REAR		* GRAB HANDLE, CAB INTERIOR (1) "A" Pillar Mounted, Passenger Side
10AGB - CONNECTED PLATFORM Includes Connectivity Module and Five Year Data Plan		14GVU - AXLE, REAR, TANDEM {Meritor MT-40-14X-4DFR-P} Single Reduction, 40,000-lb Capacity, with Lube Oil Pump, .433"(11mm) Wall Housing Thickness, R Wheel Ends		* GRAB HANDLE, CAB INTERIOR (4) "B" Pillar and Door Mounted, Two Each Side
10060 - PAINT SCHEMATIC, PT-1 Single Color, Design 100				* READING LIGHT, CAB Located in Overhead Console
10761 - PAINT TYPE Base Coat/Clear Coat, 1-2 Tone				* STORAGE POCKET, DOOR (2) Full Length, Driver and Passenger Door
11 CLUTCH		14B SUSPENSION, REAR		16XTM - ACCESS, CAB Aluminum, Driver & Passenger Sides, Two Steps per Door, for use with Day Cab or Sleeper Cab
11MRU - CLUTCH {Eaton Fuller Advantage} Self-Adjusting, 15.5" Dia Two-Plate, Cast Angle Spring, Ceramic, 7-Spring Coaxial VCT Plus Damper with Pre-Damper, 2"-10 Tooth Spline, Mechanical Pull-Type Control, 4-Button Disc, 1750 lb-ft Torque Capacity		14UMV - SUSPENSION, REAR, TANDEM {Hendrickson HMX EX 400} Walking Beam, 40,000-lb Capacity, 54" Axle Spacing, Rubber Springs, with Transverse Torque Rods, Rubber End Bushings		16BAM - AIR CONDITIONER with Integral Heater and Defroster
12 ENGINE		15 FUEL TANKS		* HOSE CLAMPS, HEATER HOSE {Mubea} Constant Tension Clamps
12EWV - ENGINE, DIESEL {Cummins X15 430V} Productivity Series, EPA 2024, 430HP @ 1900 RPM, 1650 lb-ft Torque @ 900 RPM, 2000 RPM Governed Speed, 441 Peak HP (Max)		15SSN - FUEL TANK Non-Polished Aluminum, 24" Dia, 60 US Gal (227L), Mounted Left Side, Under Cab		16VKK - CAB INTERIOR TRIM Diamond, for Day Cab
12XBC - RADIATOR Aluminum, Welded, Down Flow, Front to Back System, 1325 SqIn, with 806 SqIn Charge Air Cooler		15WEY - DEF TANK 10.8 US Gal (41L) Capacity, Frame Mounted Outside Left Rail, Under Cab		16GEG - GAUGE CLUSTER Premium Level; English with English Electronic Speedometer
* RADIATOR HOSES Premium, Rubber		15LPU - FUEL/WATER SEPARATOR {Racor 6600} Pre-Filter and Filter Base, Includes Water-in-Fuel Sensor		* GAUGE CLUSTER DISPLAY: Base Level (3" Monochromatic Display), Premium Level (5" LCD Color Display); Odometer, Voltmeter, Diagnostic Messages, Gear Indicator, Trip Odometer, Total Engine Hours, Trip Hours, MPG, Distance to Empty/Refill for Fuel/DEF, DPF Level
12THT - FAN DRIVE {Horton Drivemaster} Two-Speed Type, Direct Drive, with Residual Torque Device for Disengaged Fan Speed				* GAUGE CLUSTER Speedometer, Tachometer, Engine Coolant Temp, Fuel Gauge, DEF Gauge, Oil Pressure Gauge, Primary and Secondary Air Pressure
* FAN Nylon		16 CAB		* WARNING SYSTEM Low Fuel, Low DEF, Low Oil Pressure, High Engine Coolant Temp, Low Battery Voltage (Visual and Audible), Low Air Pressure (Primary and Secondary)
12VCA - AIR CLEANER Single Element, with Pre-Cleaner, Engine Mounted		16030 - CAB Conventional, Day Cab		16XJP - INSTRUMENT PANEL Wing Panel
12703 - ANTI-FREEZE Red, Extended Life Coolant; To -40 Degrees F/ -40 Degrees C, Freeze Protection		* CAB REAR SUSPENSION Air		16HKT - IP CLUSTER DISPLAY On Board Diagnostics Display of Fault Codes in Gauge Cluster
12WTA - FAN DRIVE SPECIAL EFFECTS Fan Cooling Ring with Fan Shroud Effects, Engine Mounted		* CLEARANCE/MARKER LIGHTS (5) LED Roof Mounted		16SNL - MIRRORS (2) C-Loop, Black Heads and Arms, 7.5" x 14" Flat Glass, Includes 7.5" x 7" Convex Mirrors, for 102" Load Width
12WCX - HOSE CLAMPS, RADIATOR HOSES {Gates} Shrink Band Type		* COAT HOOK, CAB Located on Rear Wall, Centered Above Rear Window		NOTE: Mirror Dimensions are Rounded to the Nearest 0.5"
12WYZ - RADIATOR DRAIN & FILL FITTING SPECIAL; To Vacuum Out or Fill the Cooling System from the Bottom of Radiator, for Use with Quick-Connect Radiator Drain Tool or Shop Coolant Evacuation-Fill System		* CONSOLE, CENTER Includes Two Cup Holders and One Additional Storage Area		16XRX - MODESTY PANEL Painted
		* CONSOLE, OVERHEAD Molded Plastic with Dual Storage Pockets, Retainer Nets and CB Radio Pocket; Located Above Driver and Passenger		
		* COURTESY LIGHT (2) Driver and Passenger Door Mounted		
		* DOME LIGHT, CAB Rectangular, Door and Instrument Panel Mounted Switch Activated, Timed Theater Dimming, Center Mounted, Integral to Console		
		* FLOOR COVERING Rubber, Black		

Refer To General Info for Metric Conversion Tables

INTERNATIONAL® HX SERIES SECTION 584 - STANDARD EQUIPMENT
PLH-284 REVISION NO. 1013

PAGE 584-3

SUBJECT TO CHANGE WITHOUT NOTICE

Printed in the United States of America

10/15/2025

All Taxes Extra, when Applicable



INTERNATIONAL HX SERIES HEAVY DUTY

HX520 SFA

STANDARD EQUIPMENT

MODEL CODE: HX52000

16 CAB (CONT.)

16VVA - MONITOR, TIRE PRESSURE

System Gives Warning that
Tire Pressure is Below Set
Pressure, Monitors Tire
Pressure of Each Tire with
Temperature Compensation,
Data Displayed in the LCD of
the Cluster, for 6x2, 6x4
and 6x6 Axle Configurations,
Does Not Include Lift Axles
or Spare Wheels

16LWK - SEAT, DRIVER {ISRI}

Series 300, Air Suspension,
High Back, Vinyl, Single
Chamber Lumbar, Inboard
Armrest, Suspension Cover,
Fore/Aft Isolator, Cushion
Extension, Seat Tilt

16400 - SEAT, PASSENGER Omit Item

16WJU - WINDOW, POWER (2) and Power Door Locks, Left and Right Doors, Includes Express Down Feature

27/28 WHEELS & TIRES

27DUW - WHEELS, FRONT {Accuride

51408} DISC; 22.5x8.25 Rims,
Powder Coat Steel, 2-Hand
Hole, 10-Stud, 285.75mm BC,
Hub-Piloted, Flanged Nut,
with Steel Hubs

28DUW - WHEELS, REAR {Accuride

51408} DUAL DISC; 22.5x8.25
Rims, Powder Coat Steel,
2-Hand Hole, 10-Stud,
285.75mm BC, Hub-Piloted,
Flanged Nut, with Steel Hubs

737213 5439 (02) 11R22.5 14-PR

LR-G SINGLE FRONT RADIAL
TIRES {Continental Tire HSR
3}

737213 5439 (08) 11R22.5 14-PR

LR-G DUAL REAR RADIAL TIRES
{Continental Tire HSR 3}

40 WARRANTY

40132 - WARRANTY Standard for
HX520, HX620, Effective with
Vehicles Built January 1,
2021 or Later, CTS-2015B

Refer To General Info for Metric Conversion Tables

INTERNATIONAL® HX SERIES SECTION 584 - STANDARD EQUIPMENT
PLH-284 REVISION NO. 1013 PAGE 584-4

Printed in the United States of America

10/15/2025
SUBJECT TO CHANGE WITHOUT NOTICE

All Taxes Extra, when Applicable

INTERNATIONAL®
HX® SERIES



INTERNATIONAL HX SERIES.






BRUTE FORCE MEETS SURGICAL PRECISION.

The International HX Series, now available
with the International S13 Integrated Powertrain.

Built to endure, thrive, and dominate any assignment, it's hard to imagine a truck with more capability than the International HX Series. But that's exactly what the engineers at International Truck have done by adding the revolutionary International S13 Integrated Powertrain as an option on the HX620. With its multiple factory-installed PTO options, easy serviceability, and precise low-speed maneuverability, the HX Series is engineered to raise the bar (and profits) at workites everywhere.





SEVERE DUTY JOB? BRING IT.

The International HX Series has always been the go-to truck for the toughest applications. But it's also been the go-to truck for those who appreciate the finer things in life. Like best-in-class interior space, premium materials and a driver's seat designed to provide comfort and support load after load. Plus, thanks to features like built-in Diamond Logic multiplex technology, and factory-installed lift axle options, the HX Series is a body company's dream.



IT ALL COMES TOGETHER

A clean sheet of paper and decades of experience. That's what the engineering team started with when they began work on the International® S13 Integrated Powertrain. And this wasn't just any team. This was a dream team of engineers located literally all over the world. Thanks to a spirit of collaboration between partner companies, the team was able to shift what's possible and rethink, redesign and reinvent what an integrated powertrain can be. The result is the S13 Engine, T14 Transmission, Dual Stage Aftertreatment system and nine PTO options — which, combined, make up the S13 Integrated Powertrain. A powertrain that delivers stellar performance, is easy to service and is at home on the toughest jobsites.

HIGH-PRESSURE FUEL SYSTEM

- 1800 bar fuel pressure efficiency with less parasitic loss

9-BLADE FAN

- Converted from an 11-blade fan for additional efficiency improvement

WATER PUMP

- Low displacement, low parasitic losses

OIL FILTER

FUEL FILTER

- Offered with industry leading systems

OIL PAN

- Aluminum pan provides corrosion protection

AIR COMPRESSORS

- Single cylinder (iron)
- Two cylinder (aluminum)
- Two cylinder (clutched aluminum)

T14 TRANSMISSION

- 14-speed single countershaft geartrain transmission with 2 crawler gears and a 26.7 overall ratio is designed for slow speed maneuverability as well as performance at highway speeds
- Electronic clutch actuator for smooth starting and fast shifting

DUAL STAGE AFTERTREATMENT

- Compact design for more frame rail mounting space
- No active DPF regeneration
- No diesel oxidation catalyst

ELIMINATION OF EGR COOLER

- Improved reliability

ALUMINUM VALVE COVER

- Rugged and lightweight



STANDARD INTEGRAL HEAT EXCHANGER AND OIL SYSTEM

- No horsepower or torque restrictions
- Variable oil system with dry sump in high range allows for reduced parasitic loss

FIXED GEOMETRY TURBO

- More reliable and efficient design

FACTORY INSTALLED PTOs AVAILABLE

- Single and dual transmission PTOs available with a variety of common interfaces installed
- Selected S13 PTO options available without horsepower restrictions

READY TO WORK: ON THE ROAD OR AT THE JOBSITE

The International® S13 Integrated Powertrain was designed with hard work in mind. The S13 delivers performance through its robust lightweight design, optimized gearing, and no active request leading to more payload delivered on the jobsite.

- Outstanding payload capacity
- Simple design, easy serviceability
- Exceptional fuel economy
- Nine PTO options including a dual option

Plus, thanks to the seamless integration of OnCommand™ Connection Advanced Remote Diagnostics, the visibility into the health, location and performance of your assets has never been more accessible.


INTERNATIONAL TRUCK / S13 INTEGRATED POWERTRAIN



SHIFT WHAT'S POSSIBLE.


SHIFT ACTUATORS

- Shift actuator packaging was designed specifically for automated functionality (rather than adapted from a manual), resulting in a more compact gearbox housing



VARIABLE OIL LEVEL UPPER RESERVOIR

- Oil is pumped to the reservoir and then sprayed onto the gears, minimizing parasitic losses, allowing for the continuous lubrication of gears by the oil sprayers



PLANETARY GEARS

- The planetary gear set allows for a dedicated reverse gear, shortening the gearbox and allowing for better packaging within the chassis

SINGLE COUNTERSHAFT

- A single countershaft with helical gears lowers the overall weight of the unit without compromising the durability or performance of the transmission

Any engine, no matter how well designed, is only as good as the transmission it's mated to. Delivering the power to the road in a smooth, predictable manner is no small feat when you consider the amount of torque of heavy-duty trucks. By starting with a clean sheet of paper, our engineers behind the S13 Integrated Powertrain were able to make sure the engine and transmission work in perfect harmony. The result is the fully automated T14 manual transmission with 14-speed overdrive. Its shifts are seamless and require no input from the driver in terms of being in the right gear at the right time.

THE TRANSMISSION CONTROL MODULE (TCM)

Features like predictive cruise control, neutral coast, downhill speed control, and predictive shifting, can now be found in one module — the TCM. Combining these features into one module means the vehicle feels more natural and intuitive and, ultimately, more efficient.

The transmission has an electronically controlled clutch actuator that works in sync with the engine to deliver faster, smoother shift performance. Since clutch engagement does not consume air during low speed maneuvers while navigating a tight job site, the drive never needs to stop and let the air recharge.



DOWNHILL SPEED CONTROL

Cruise control using the engine brake to slow down to a specific speed.

ROCKING MODE

Extracts a truck that has sunk into the ground by rocking it back and forth (without spinning the wheels) until it's free.

PAVER MODE

Enables the truck to be shifted from neutral into a forward gear without the driver needing to depress the brake. This helps ensure the smooth/uninterrupted delivery of material into the following asphalt paver.

MANEUVERING MODE

Gives the driver more control of the vehicle in low speeds for specific movements such as navigating a tight construction site.

CREEP MODE

Allows the vehicle to automatically move both in drive and reverse when the brake pedal is released.

DRIVE MODES

- Three different shift modes for ultimate control for the driver
- Performance — Predictive shifting with fuel efficiency focus
- Performance+ — Perfect balance
- Off-road — Shifting at peak power with focus on performance





SIMPLIFIED MAINTENANCE MAXIMIZES UPTIME.

Keeping you on the road to profitability.

The faster your truck can be serviced, the faster you're back on the road, meeting delivery schedules and boosting your profitability. The HX Series is designed and engineered to optimize uptime. And when you do need service, you can count on expert technicians and an extensive parts inventory from your International dealer.




Tethered caps on most fluid containers prevent dropped or lost caps while refreshing fluids.



Translucent containers allow you to check fluid levels at a glance.

UPTIME IS ABOUT THE DETAILS

- Driver controls and instrumentation are designed for ease of use and SAE J1939 electrical architecture with gauge cluster and switches designed to keep drivers focused and maximize uptime.
- Cab wiring features a power distribution module that's located inside the cab, protected from the elements.
- Chemguard coating under the cab floor provides further corrosion protection.
- Models equipped with the International® A26 or the SIS Integrated Powertrain include over-the-air cellular programming for approved engine calibration and programmable parameters (Cummins® XIS includes engine calibration updates).



Simplified and optimized to keep you moving forward.



Every last part of the International® SIS Integrated Powertrain is engineered to be revolutionary, and its aftertreatment is no exception. It's built with a dual-stage SCR system—an advanced technology that removes the EGR cooler, diesel oxidation catalyst (DOC), and exhaust system fuel dosing—creating a system that doesn't require active regens.



KEY FEATURES

- Reduced engine soot for extended DPF service intervals
- Easy access to DPF for easy serviceability
- No diesel oxidation catalyst
- No fuel dosing
- 2 years unlimited miles, unlimited hours





SOLUTIONS FOR WHATEVER YOUR BUSINESS NEEDS.



INTERNATIONAL® A26

**Lightweight, Quiet,
and Efficient Power**



Variable Geometry Turbocharger — Titanium covers our wheel provides excellent longevity. Serviceable electronic actuator increases uptime and reduces service cost.

Jacobs Engine Brake — Variable Geometry Turbocharger improves engine braking performance, particularly at low-to-mid-RPMs and higher altitudes.

2500 Bar High-Pressure Common Rail Fuel System — Delivers maximum fuel injection pressure (35,000 psi) to reduce emissions and fuel consumption, with multiple injection events for smooth and quiet operation.

Lightweight design — Compacted Graphite Iron crankcase, shock-mounted aluminum flywheel housing, composite valve covers, and a hollow camshaft deliver a lightweight design, maximizing payload capacity.

Cold starting — Cold starting down to -40°F with available oil heater, coolant heater, and cold start system with unaided cold starting down to 10°F for dependable starting in extreme climates or when plug-in heating isn't available.

CUMMINS® X15

**Proven Muscle
for the Long Haul**




The X15 Efficiency Series produces up to 500 hp with advanced fuel-saving technology that includes dynamic electronic controls with ADEPT features, enhanced engine breathing and an optimized combustion process that leverages Cummins' proprietary VGT™ Turbo and XPI fuel system.


VGT Turbocharger — Featuring a patented sliding nozzle ring, the VGT Turbocharger used on Cummins X15 engines offers higher boost pressures at low engine speeds.

XPI Fuel System — High pressure enables multiple injection events per cycle for industry-leading fuel economy and quieter operation. With a standard thermal recirculation valve, the X15 is prepared to handle even the most challenging weather conditions.

Single-Module Aftertreatment System — Compact and lightweight, the Single-Module Aftertreatment provides better fleet management, and retention, delivering improved fuel economy compared to previous aftertreatment systems.




INTERNATIONAL TRUCK - I MX SERIES



The business-end of any truck is actually behind the steering wheel.

It's the drivers that complete the job and we made sure it's the drivers who get rewarded with our available Diamond Elite interior featuring top-of-the-line materials and equipment like premium Isotherm seats for best-in-class comfort. Engineered for productivity, the HX Series includes a programmable digital gauge cluster so drivers can keep the information they want front and center - including the status of the lift axles.

- The premium gauge cluster includes a customizable digital display which provides a wealth of information for the driver, including:
- ▶ Real-time fuel economy
 - ▶ Axle load*
 - ▶ Custom gauge settings*
 - ▶ Safety indicators*
 - ▶ Digital speedometer
 - ▶ Tire pressure*




The color illumination, brightness and even the type font and size of gauges is designed to reduce strain and wear on a driver's eyes. Customization is also available for additional information and layout. Contact your dealer for more information.

*When available with option of the driver's seat, for information contact your dealer.



RULE #1: ALWAYS TAKE CARE OF THE DRIVER.



SEAT OF POWER



A premium truck demands a premium cab. And just as there's no truck that can out-work the HX Series, nobody offers a more comfortable interior. The new Diamond Elite trim level provides best-in-class comfort – providing the ideal temperature, support and seating position for the most discerning drivers.

A well-designed seat should help the driver stay comfortable and alert. The HX Series seat in the HX Series has so many adjustments, it can be now be tailored to suit drivers of all shapes and sizes, incorporating features normally only found in luxury automobiles.

Seat cushion adjustment

- Controls the bottom seat cushion length and tilt
- Helps accommodate drivers of all heights by distributing leg support

Fore/Aft Isolator & Adjustable Shock Absorber

- Sometimes known as a "craigger," the fore / aft isolator dampens the movement/jostling caused by various loads
- The Adjustable Shock Absorber can vary the stiffness of the ride to match the road profile

Seat Length and Height Adjustment

- The height and length adjustment allows drivers to find the perfect driving position
- Pneumatic Lumbar and Side Bolster Supports
- The 2-column lumbar adjustment is especially appreciated by drivers who spend long hours behind the wheel
- Pneumatic side bolsters provide additional upper body support and helps the driver sit more upright

Seat Backrest and Armrest

- The adjustable backrest provides up to 52° of recline
- The armrest is designed to provide support for drivers of various sizes


Seat Climate Control

- Active seat ventilation helps keep drivers and passengers comfortable on a long drive in any weather
- Two fans draw fresh cabin air into the seats to help keep them cool and keeping perspiration to a minimum
- A sensor is located in both the seat and backrest to ensure uniform temperature distribution



"Every little creature comfort you can get to help make the operation of the truck easier, it's a big deal for the driver."

- Group Ready Mix Manager Justin Tucker



Nothing feels better after a hard day's work than a solid night's rest. The optional HX Series sleeper cab provides drivers with a comfortable and spacious home where they can kick back, relax, and catch some z's. Because when dawn breaks, they need to be ready to get back to work — just like always.

HX SERIES SLEEPER CAB FEATURES

- Control panel located at head of bunk for blower speed, temperature controls, winter/summer selector switch, roof light, switch, radio volume and balance controls, 12-volt power source
- Available insulated sleeper compartment curtain
- Two exterior lockers for access to luggage within the sleeper
- Available windshield curtain for privacy
- Available inner spring mattress for lower bunk

SLEEPER FEATURES

	DIAMOND ELITE
12 Volt Power Supply	Standard
Trim Panels	Easy To Clean Soft Vinyl Trim With Siam Mahogany Inserts
Headliner	Soft Vinyl
Sleeper Windows	Standard
Windshield Curtain	Optional
Sleeper Control Panel	Standard
Microwave Accommodation	Optional
TV Accommodation	Optional

56" Low Roof Sleeper Features

Overhead Storage	Two Afting Style Cabinets, Standard, with an Option for Two Additional
------------------	--

56" Hi-Rise Sleeper Features

Overhead Storage	Two Compartments with Netting or Doors
Rear Wall Storage	Optional

75" Hi-Rise Sleeper Features

Overhead Storage	Optional Two or Four Compartments with Nets or Optional Doors
Rear Wall Storage	Optional
Driver Side Wardrobe	Standard, Optional Doors
Passenger Side Cabinets	Utility Cabinet, Lower Right Wardrobe, Tower Cabinet, Dresser Cabinet, Refrigerated Storage, Wets or Window Doors



HX
TOTAL FORCE

CHROME FOR DAYS, NIGHTS, WEEKENDS, AND OVERTIME.




The International HX Series is not only a tool for business, but also a calling card. Seen frequently with some of the more elaborate paintjobs on the road, this 45-ton rolling billboard is the perfect way to spread the word. Plus, with available chrome external air cleaners along with chrome pedestal mirrors, grille surround and bumper, the HX Series is already hard to miss.



READY TO RUMBLE.

The International® HX Series is available with a dynamic range of factory-installed lift axles, pre-certified and ready to get to work. Spacing accommodations can be made for various bridge laws and the controls for the lift axle are integrated into the wing panel through Diamond Logic® - freeing up the space between the front seats for other important items.



HX
INTERNATIONAL

Weight law requirements such as the US Federal Bridge Formula and Canadian SP16 laws limit the weight-to-length ratio of a vehicle crossing a bridge. Lift axles have been a primary method to comply with the formula, however, installing and certifying lift axles after delivery can be a complicated and time-consuming task. The HX Series can be ordered with lift axles installed and pre-certified - saving you time, hassle and a math-induced headache.

FACTORY-INSTALLED LIFT-AXLES:

- ▶ Can be specified for specific state requirements
- ▶ Pre-certified so no additional inspections are required after uplift
- ▶ Can be monitored and controlled by Diamond Logic®
- ▶ Controls are located on wing panel, allowing more space in cab



CAB OF STEEL.

Extreme Duty Cab

The cab of the International® HX® Series is made of tough, durable, high-strength steel that's easy to repair. New advancements in manufacturing means that steel can now offer practically the same corrosion resistance as aluminum without a significant weight penalty - not to mention greater strength.

CHEMIGUARD COATING

This inter-reactive, chrome-zinc phosphate coating is applied on top of the galvanized steel. Its self-healing properties allow the surface to be scratched, cut or perforated and still maintain corrosion protection.

REINFORCED B-PILLARS

For extra cab strength and to support the new cab-mounted exhaust option, every HX Series includes reinforced B-pillars.

OPTIONAL SPRAY-ON LINER COATING

FLOOR PROTECTION

This polyurethane and polyurea formulation has earned industry respect for its durable, long-lasting and high-performance qualities. Designed to protect against abrasion, corrosion and impact, this OEM-grade coating can be found on over 4 million pickup bedliners.




A No-Compromise Anti-Corrosion Approach

To provide the strength and easy-to-repair qualities of steel with the corrosion resistance severely-duty customers demand, the Extreme Duty cab of the HX Series features a special paint and coating process designed with endurance in mind.

Corrosion Protection Process:

1. Stamped steel with G90/G90G dual sided galvanized coating - standard on dash and toe and floor panels
2. Custom-engineered caustic and surfactant formula cleans and preps the steel
3. Proprietary thermal treated zinc (phosphoric) preservative blend provides robust corrosion protection and the first level of paint adhesion
4. Epoxy-based electrodeposition primer, or E-Coat is applied. This covers and seals the entire exposed metal surface of the cab
5. Acrylic basecoat
6. Urethane clearcoat

E-Coat Paint Process



STRUCTURAL ENHANCEMENTS

Through extensive CAD modeling and rigorous testing, International engineers were able to design a cab with exceptional structural toughness.

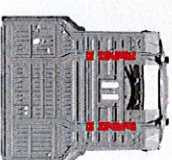
STRUT BRACE (sleeper only)

- ▶ A strut brace improves dash endurance.



SLED RUNNERS (day cab and sleeper)

- ▶ The HX Series cab variants feature sled runners for the floor and runners for improved durability





AS COMFORTABLE ON THE SITE AS YOU ARE GETTING THERE.

25 MINUTES

DEFROST LIKE NOBODY'S BUSINESS.

The quicker you can see, the quicker you can get to work. Based on internal testing, the entire windshield can be cleared within 25 minutes.

WORKSITE DURABILITY.

The worksite can be a rough place and very few vehicles leave without some kind of battle wound. But if the truck is made out of the right materials, the repair can be relatively painless. Compared to aluminum, repairing steel body panels like those found on the HX Series is a piece of cake. Plus, the DCPD (Dow Corning Performance) three-piece hood is stronger than fenders and resists cracking over the life of the truck.



Getting to the worksite is only half the job. Being productive at the worksite is what pays the bills. The HX Series makes this task as easy as possible by providing industry-leading HVAC, expansive driver sight lines and impressive, obstacle-avoiding maneuverability - not to mention its spacious and accommodating cab - a cab you can work in all day long without feeling cramped.

ROOM TO APPRECIATE.

The sealbead shape of the door panels offers ample hip and elbow room while also providing a comfortable place to rest your arm. The full-grip interior handle provides excellent leverage to open and close the doors and the door pockets offer convenient access to maps or paperwork.


EASIER SLEEPER ACCESS.

The cab design allows for excellent driver access and leveron. Plus, the design of the lower console makes it easy to turn in for the night.



SEE THAT IT'S DONE.

Good visibility at the worksite is crucial to complete the job safely and efficiently. The aluminum hood design, large windshield and precision halogen headlamps on the HX Series all contribute to provide outstanding visibility.

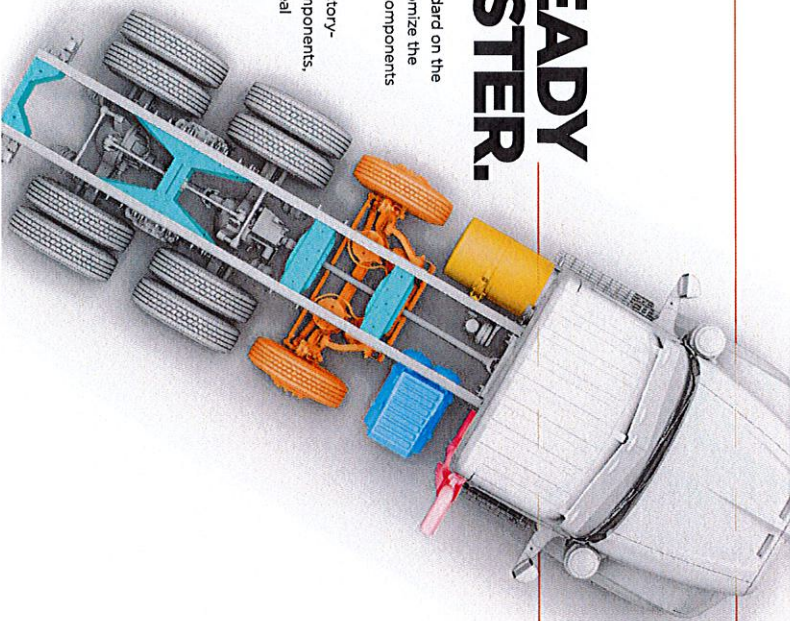




A TEM-READY TASK MASTER.

The Diamond Logic® Electrical System, standard on the International® HX Series, allows you to customize the vehicle chassis, enabling control of vehicle components and body equipment.

Combined with the clean CA frame rails, factory-installed lift axles and various moveable components, the HX Series allows TEMS to create the ideal solution for your application requirements.



Body Company Benefits—Mixer:

- ▶ Specific cross-member location to accommodate mixer PTO pump
- ▶ Factory-installed transition brackets for body mounting
- ▶ Inverted after-frame cross members for booster axle ram clearance

Body Company Benefits—Crane:

- ▶ Customized frame ladder and component locations to meet body packaging requirements
- ▶ Available integral front frame extensions
- ▶ Single 1/2" 3.5 million RBM straight frame rail provides high strength for high capacity crane applications

Body Company Benefits—Dump:

- ▶ Single 1/2" 3.5 million RBM straight frame rail provides high strength without added weight or risk of corrosion
- ▶ Factory installed lift axles with many customizable chassis packaging options
- ▶ Available in-cab battery box provides increased chassis packaging flexibility

INTERNATIONAL TRUCK SPECIALTY CENTERS

- ▶ Your quick, efficient and cost-effective uplifting solution. Count on:
- ▶ Quality modifications covered under manufacturer's warranty
- ▶ Uplift process supervised by International engineers to ensure factory production-level quality
- ▶ Expertise to identify and resolve problems quickly
- ▶ A quick and efficient process, ensured by optimized delivery cycle times and comprehensive factory support



DIAMOND PARTNER



LINKING TEMS WITH DEALERS TO STREAMLINE INSTALLATIONS AND ENHANCE CUSTOMER UPTIME

The Diamond Partner Program creates a new conduit between International Truck, our dealers and TEMs by providing industry-leading body-builder support materials and services. Through the program, it's now easier than ever for TEMs to mount their equipment faster, with a higher build quality and lower costs. In addition, the program facilitates joint marketing opportunities that can help increase awareness of the dealer and TEM partners.





THE ADVANCED DIAMOND LOGIC[®] ELECTRICAL SYSTEM.

Make complicated applications safer,
more seamless and easier-to-use.

The International[®] Truck electrical system is a multiplexed, Diamond Logic[®] capable system that is considered the most advanced in the industry—and for good reason.

Diamond Logic streamlines chassis and body equipment integration and allows customers to choose from nearly 200 pre-programmed tasks. Customers can also develop their own with the help of a technician (over 260 International technicians are certified Level 3 – the highest certification) or completely on their own using Diamond Logic Builder software. The result is more consistent integrations, improved performance, increased equipment protection and crew safety.

SAFETY FIRST

Diamond Logic opens up a world of possibilities when it comes to safety.

- **Safety for the Driver:** Various functions including pre-trip inspections, interlocks, auto work lights, and equipment status lights can be programmed to help ensure driver safety and assist in protecting your vehicle.
- **Safety on the Job:** Interlocks for boom hydraulics, outriggers and PTO can increase the safety of all those nearby.
- **Protecting Your Equipment:** Diamond Logic capabilities like an auto-locking and unlocking difflock, help mitigate human errors that can sometimes damage your equipment.



DIAMOND LOGIC BUILDER

Have a specific application requirement? International can train and certify your technicians on Diamond Logic Builder so you can write your own custom logic as you go.





OnCommand®
Connection

PROACTIVE, PREDICTIVE, TOOLS THAT DRIVE UPTIME AND LOWER TOTAL COST OF OWNERSHIP.

Some trucks take more abuse than others. And that's certainly the case with the International® HX Series. OnCommand® Connection can help make sure these hard-working assets are up to the task, thanks to:

- Advanced Remote Diagnostics
- Over-the-air (OTA) programming
- Configurable mobile app
- International® 360 Service Communications

**5
YEARS**

ADVANCED REMOTE DIAGNOSTICS

Monitor the health and status of your all-makes vehicles

Key Feature	Benefit
Fault alerts, severity ratings, and parts and service	Takes guesswork out of diagnosing problems. You know if it's a critical issue or if it can wait until the next scheduled service.
Configurable vehicle health reports, MPG, fault history...And more	Delivers both high-level overview and detailed vehicle health data depending on your needs.

Interactive Fault Code Action Plans

Makes servicing vehicles easier. Provides detailed, step-by-step instructions on how to address vehicle faults.

GPS Location and Mapping

Tells you where vehicles are, where they've been, and how fast they've been driving. Shows nearby dealerships, tire centers, and more.

OTA Programming

Allows for increased uptime by setting programmable software calibrations remotely without taking the vehicle out of service.

ONCOMMAND CONNECTION MOBILE APP

The power of OCC at your fingertips

Key Feature	Benefit
Fault code conditions and severity	Instantly know what a check engine light means, and bring it to a service center.
Configurable home screen	Customize your app so you can see the details that are important to you.

Vehicle health critical health data including MPG, fault history...And more

Instantly share vehicle health data with your dealer, home office, or send a copy to yourself.

Initiate service button

Give your dealer advanced notice before you arrive.



INTERNATIONAL 360 SERVICE COMMUNICATIONS

Provides a seamless communication channel with the International service network.

- Streamlines communication, accelerates the repair process, and drives greater uptime
- The only OEM service communication tool that supports all-makes vehicles without per-VIN surcharges
- Integrates telematics, dealer parts inventory, and other vital information into one easy-to-use tool
- Centralizes vehicle health data, service history, and more



GATEWAY INTEGRATIONS — ONE SIZE DOES FIT ALL

Subscribe to select fleet management and compliance providers through our factory-installed telematics device. Whether you have one truck or 100, you'll get the data you need to help you run your business more efficiently.

- One factory-installed, warranty-covered device
- One high-quality source of vehicle data
- NO prewiring costs
- NO extra hardware costs
- NO aftermarket installation costs

Available Today
GEOTAB.



TECHNOLOGY
BUILT TO BOOST
YOUR UPTIME.
AND BOTTOM LINE.






S13 INTEGRATED

Engine Type	Diesel, 4-Cycle
Configuration	In-line 6-Cylinder
Displacement	12.24L (777 cu. in.)
Bore & Stroke	5.12 in. x 6.50 in. (126 mm x 166 mm)
Compression Ratio	21:1
Aspiration	Fixed Geometry Turbocharger
Combustion System	1800 bar Common Rail
Engine Lubrication	42.5 Quarts (4L)
Total Engine Weight (Dry)	2,284 lbs. (1,035 kg)
Valves	4 Valves per Cylinder, Dual Overhead Camshaft
B10 Design Life	1,200,000 mi (1,351,000 km)

Industry-Leading Engine Warranty

Base Engine	2 years, unlimited miles, unlimited hours*
Base Major Component	3 years, 500,000 miles
Base Towing	2 years, unlimited miles, unlimited hours**
Optional Engine	Up to 6 years, 600,000 miles
Optional Major Component	Up to 7 years, 700,000 miles

* 700 & 800 Series Applications, 40 Hours/yr. (300,000 Miles/1,000 Hours)
** Based on 100,000 miles per year of use



T14 Gear Ratios Available

Gear	Ratio	% Gear	Ratio	% Gear	Ratio
1	20.81	29%	R6	4.59	
2	16.6	29%	R5	3.61	
3	12.57	29%	R4	2.81	
4	9.76	29%	R3	2.20	
5	7.56	29%	R2	1.71	
6	5.87	29%	R1	1.33	
7	4.55	29%			
8	3.53	29%			
9	2.77	29%			
10	2.15	29%			
11	1.66	29%			
12	1.29	29%			
13	1.00	28%			
14	0.78	-			

Transmission, Clutch and Transmission Mounted PTO


Base Warranty Includes 3 Years
Greater than 52K Rear Axle Rating 2 years, unlimited miles

S13 Integrated Power Curves

HP	Torque (lb-ft)	Governed Speed (RPM)
@ 1800 RPM	@ 3000 RPM	
400	1450	2000
450	1550	2000
475	1750	2000
515	1850	2000

INTERNATIONAL A26


Engine Type	Diesel, 4-Cycle
Configuration	In-line 6-Cylinder
Displacement	12.4L (758 cu. in.)
Bore & Stroke	4.96 in. x 6.54 in. (126 mm x 166 mm)
Compression Ratio	20.5:1
Aspiration	Variable Geometry Turbocharger
Combustion System	Direct Injection, 2000 bar HPCR
Engine Lubrication	42 Quarts (40L)
Total Engine Weight (Dry)	2,314 lbs. (1,050 kg)
Valves	4 Valves per Cylinder, Dual Overhead Camshaft
B10 Design Life	1,200,000 mi (1,351,000 km)



HP Rating	Governed Speed (RPM)	Torque Rating (lb-ft @ RPM)
370	2100	1350 @ 1000
390	2100	1450 @ 1000
410	2100	1550 @ 1000
430	2100	1700 @ 1000
450	2100	1700 @ 1000
475	2100	1850 @ 1000
515	2100	1850 @ 1000

CUMMINS X15

Engine Type	Diesel, 4-Cycle
Configuration	In-line 6-Cylinder
Displacement	14.0L (859 cu. in.)
Bore & Stroke	5.59 in. x 6.63 in. (137 mm x 169 mm)
Compression Ratio	18.5:1
Aspiration	Variable Geometry Turbocharger
Combustion System	Direct Injection, XPI Fuel System
Engine Lubrication	56 Quarts (53L)
Total Engine Weight (Dry)	2,951 lbs. (1,343 kg)
Valves	4 Valves per Cylinder, Single Overhead Camshaft
B10 Design Life	1,000,000 mi (1,609,000 km)



Productivity Series	HP Rating	Governed Speed (RPM)	Torque Rating (lb-ft @ RPM)
	410	2000	1850 @ 950
	430	2000	1750 @ 950
	470	2000	1750 @ 950
	500	2000	1850 @ 950
	525	2000	1850 @ 1000
	555	2000	1850 @ 1000
	605	2000	2050 @ 1000
	605	2100	1850 @ 1000
	525	1800	1850 @ 1000
	565	1800	1850 @ 1000
	605	1700	2050 @ 1000



Power Take Off

HX620

119" BBC Set-Back Front Axle Truck or Tractor

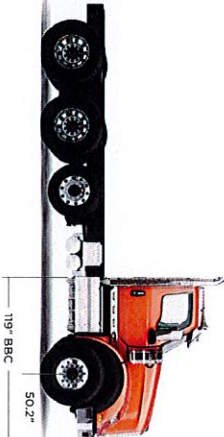
Primary Vocations:

- Heavy Haul Tractor
- Construction Dump

- ### Key Features

- International S13 Integrated powertrain

- Up to 515 HP / 1,850 lb.-ft. torque
- International A26 engine up to 515 HP / 1,850 lb.-ft. torque
- Powerful T5L Cummins X15 power up to 605 HP / 2,050 lb.-ft. torque
- Available 0.5", 3.5 millimeter X16 single rail frame
- Available 150,000 lb. Tow Pin
- Front axles up to 22,800
- Tandem rear axles up to 38K and Tridem to 69K
- Available dual external air cleaners for HD filtration
- BA = 50.2"


INTERNATIONAL BLOCK | HX SERIES 37



DRIVING PROFITABILITY

**MORE TIME
ON THE
ROAD AND
LESS TIME
WAITING FOR
REPAIRS**

We understand making money means keeping your vehicles on the road. That's why uptime is so important to us. Dependable equipment speed for your needs or requirements is just the beginning. We also focus on fuel economy, preventive maintenance, optimized service intervals, and more to make sure the low cost of ownership of our vehicles helps keep you in the black.



Maximum Uptime - Repair before Failure

Prognostics that move unplanned repairs to planned. Optimizing maintenance using vehicle performance and predictive data.



Predictive Parts Stocking

Dealer parts inventory management uses AI and telematics data to predict stocking needs. This ensures the best parts are on dealer shelves to support customers.



NAVISTAR FINANCIAL. UNLOCK YOUR POTENTIAL.

Navistar Financial offers flexible solutions to fit your financing needs, helping you secure the best products for your specific situation. Whether you're a loan customer or a lease customer the Navistar Financial team can provide you with the best option suited to your business.



For more information
or to contact
Navistar Financial,
scan the QR code.

OVER 700 + OVER 400 =
INTERNATIONAL[®] LOVE'S TRUCK CARE
DEALER LOCATIONS & SPEEDCO LOCATIONS

OVER 1,100
TOTAL SERVICE
LOCATIONS



TRUCK CARE

Our partnership with
Love's Truck Care & Speedco
adds 400+ additional locations for quick,
conveniently located access to light
mechanical and select warranty work*.

**PARTS YOU NEED
WHERE AND WHEN
YOU NEED THEM**



*Warranty-covered parts must be a certified International installed part for International Truck dealer service locations to honor warranty. Love's and Speedco locations in Texas and Louisiana cannot perform warranty services.



Note: The information and conclusions contained herein are believed to be correct at time of publication, but do not necessarily apply to similar vehicles with different specifications or with production dates after the production of this publication. Vehicles with different specifications or later dates of production may yield different results. Vehicle specifications are subject to change without notice. TAD20004 07/2023 © 2023 NAVISTAR Inc. All rights reserved. All marks are trademarks of their respective owners.

2025

SALES TAX LICENSE

State of Alabama

Alabama Department of Revenue



ISSUED TO:

SOUTHLAND INTERNATIONAL TRUCKS INC

ACCOUNT TYPE	ACCOUNT NUMBER	EFFECTIVE DATE	EXPIRATION DATE
SLS	3700 35392	01/1/2025	12/31/2025

TO ENGAGE IN BUSINESS FOR WHICH TAX IS IMPOSED BY SECTIONS 40-23-1/39 CODE OF ALABAMA 1975,
AS AMENDED. SALES TAX LAW

NON-TRANSFERABLE

THIS ACCOUNT ISSUED TO PERSON OR BUSINESS WHOSE NAME APPEARS ABOVE IS NOT TRANSFERABLE.
THE LICENSEE MAY PURCHASE ITEMS TAX EXEMPT FOR THE PURPOSE OF RESALE AT RETAIL IN THE REGULAR COURSE OF
BUSINESS.

NAICS CODE: 44131

STATE OF ALABAMA
DEPARTMENT OF REVENUE

Danick Coleman
Deputy Commissioner

THIS LICENSE APPLIES TO THE FOLLOWING LOCATION(S):

1000 2ND AVE S BIRMINGHAM AL 35233-1101
105 HEATHERBROOKE PARK DR BIRMINGHAM AL 35242-8008
1101 37TH PL N BIRMINGHAM AL 35234-2321
14010 AL HIGHWAY 20 MADISON AL 35756-4426
1563 MAXWELL BLVD MONTGOMERY AL 36104-3036
200 OXMOOR BLVD HOMEWOOD AL 35209-4735
214 10TH ST S BIRMINGHAM AL 35233-1114
3540 SKYLAND BLVD E TUSCALOOSA AL 35405-4558

STATE OF ALABAMA

CONTROL NO.
8902752

MONTGOMERY COUNTY

LICENSE NO.
264714

ACCOUNT NO.
1960

ISSUED TO:

SOUTHLAND INTERNATIONAL TRUCKS INC

LICENSE YEAR

2026

1563 MAXWELL BLVD
MONTGOMERY, AL 36104

DATE ISSUED

11	14	2025
MO.	DAY	YR.

LICENSE TYPE

STORE LICENSE

CHAIN STORE LICENSE

OCCUPATIONAL LICENSE

X

BUSINESS LOCATION:

1563 MAXWELL BLVD
MONTGOMERY, AL 36104

EXPIRES

9/30/2026

RENEW IN OCTOBER

RL:010015200

U233 - #8902752 - T2 - P3053512 - M2

SECTION	BUSINESS TYPE	License Amount	FEE	PENALTY	CITATION	INTEREST	TOTAL
0051	AUTOMOBILE DEALERS (full/incorporated)	210.00	1.00	31.50	0.00	1.22	243.72

TRANSFER OF LICENSE

Evidence having been adduced before me that a bona fide sale of the business licensed by this certificate has been made by licensee, this license is transferred to said purchaser.

Kathleen D. Baxter

State Comptroller

Vernon Barnett

Commissioner of Revenue

J C LOVE, III

Issuing Authority

Name of Purchaser

Issuing Authority

TOTAL

243.72

MAIL
FEE

0.00

TOTAL WITH
MAIL FEE

243.72

2026 - 264714
11/14/2025 10:11:03 AM
U233 - #8902752
T2 - P3053512 - M2

PAYMENT INFO (3053512)

CASH : \$0.00
CHECK : \$0.00
CC : \$502.47
CHANGE : \$0.00

TOTAL : \$502.47

SOUTHLAND INTERNATIONAL TRUCKS INC

1563 MAXWELL BLVD
MONTGOMERY, AL 36104

THIS
LICENSE
EXPIRES

December 31st

PLEASE RENEW
BY FEBRUARY 1ST
OF THE FOLLOWING YEAR

CITY OF MONTGOMERY
MONTGOMERY, ALABAMA



BUSINESS LICENSE

No. 202500005185

LICENSE VALID
ONLY AT LOCATION
INDICATED
NON TRANSFERABLE

MAILING NAME AND ADDRESS

SOUTHLAND INTL TRUCKS INC
200 OXMOOR BLVD
HOMEWOOD, AL 35209

LOCAL TRADE NAME AND PHYSICAL LOCATION

SOUTHLAND INTL TRUCKS INC
1563 MAXWELL BLVD
MONTGOMERY, AL 36104

THE FIRM, CORPORATION, ORGANIZATION, BUSINESS OR PERSON, WHOSE NAME APPEARS ABOVE HAS PAID THE REQUIRED LICENSE FEE AND IS AUTHORIZED TO ENGAGE IN BUSINESS IN MONTGOMERY, ALABAMA AS INDICATED BELOW.

CODE	ACCOUNT NUMBER	LICENSE NUMBER	RECEIPT NUMBER	TYPE OF LICENSE
441110 000000	5010100-BUS	202500005185		
OLD AND NEW TRUCK SALES MASTER DEALER LIC# 010015200, EXP: 9/30/2025				

DATE ISSUED

03/19/2025

MONTGOMERY,
ALABAMA

MUST BE POSTED IN AREA ACCESSIBLE TO PUBLIC

Betty P. Beville
Director of Finance

NOTICE

License issued subject
to compliance with all
pertinent city codes.

STATE OF Alabama


COUNTY OF Jefferson

AFFIDAVIT OF IMMIGRATION COMPLIANCE

Dianne R. Sewell (print name) being duly sworn, deposes and says:

1. My name is Dianne R. Sewell (print name). I am over the age of twenty-one (21). I am employed as VP Accounting/HR (print title) with Southland International Trucks, Inc. (print Company name) (hereinafter the "Company") who is a contractor, subcontractor, supplier, service provider or vendor with employees in the State of Alabama. In that capacity, I have personal knowledge of the facts stated in this Affidavit and a good faith belief that the Company is in compliance with the Immigration Reform and Control Act of 1986 and Beason-Hammon Alabama Taxpayer and Citizen Protection Act (hereinafter the "Act"). This Affidavit is given in connection with a good faith effort immigration compliance self-review or an independent outside review, in accordance with the Immigration Reform and Control Act of 1986, of the Company's immigration compliance.
2. The Company has not and does not knowingly employ, hire for employment, or continue to employ any unauthorized aliens. Further, the Company has no reason to believe that it has employed, hired for employment, or continues to employ any unauthorized aliens. The Company hereby certifies that it has made a good faith effort in accordance with the Immigration Reform and Control Act of 1986 to verify the employment eligibility and identity of all current employees.
3. The Company is presently enrolled in the E-Verify Program and shall verify every employee that is required to be verified according to the Immigration Reform and Control Act of 1986 and the Act. Attached to this Affidavit is the E-Verify Program for Employment Verification Memorandum of Understanding establishing that the Company is enrolled in the E-Verify Program.
4. The Company has, in good faith, complied with the Act with respect to verifying that it has a correctly completed I-9 for each of its current employees and it is in compliance with the Immigration Reform and Control Act of 1986, as well as all other provisions of the Act.
5. The Company affirms that it is providing written notice to its contractors, subcontractors, suppliers, service providers or vendors (hereinafter referred to as "Subcontractors"), who are in any manner involved with the Company's Projects or Contracts in the State of Alabama, of their immigration compliance obligations and will obtain from each Subcontractor and retain in its files, an Affidavit of Immigration Compliance with the attached E-Verify Program for Employment Verification Memorandum of Understanding establishing that the Subcontractor is enrolled in the E-Verify Program. If requested, the Company will make a copy of each Subcontractors Affidavit of Immigration Compliance available, or as may be required in any audit of the immigration compliance efforts of the Company


I have read the above AFFIDAVIT OF IMMIGRATION COMPLIANCE and it is true and correct to the best of my knowledge.


 (sign name)
Dianne R. Sewell (print name)

STATE OF Alabama

COUNTY OF Jefferson

I, the undersigned, Notary Public in and for said County in said State, hereby certify that Dianne R. Sewell (print name), who serves in the position of VP Accounting/HR (print title) for Southland International Trucks, Inc. (print Company name) has signed the foregoing instrument and who is known to me, acknowledged before me on this day that, being informed of the contents of the instrument, and with full authority, execute the same voluntarily for and as the act of said Dianne R. Sewell (print name).


SIGNATURE AND SEAL OF NOTARY PUBLIC
(SEAL) My Commission Expires: 12/01/15





Company ID Number: 407682

THE E-VERIFY PROGRAM FOR EMPLOYMENT VERIFICATION MEMORANDUM OF UNDERSTANDING

ARTICLE I

PURPOSE AND AUTHORITY

This Memorandum of Understanding (MOU) sets forth the points of agreement between the Department of Homeland Security (DHS) and Southland International Trucks, Inc. (Employer) regarding the Employer's participation in the Employment Eligibility Verification Program (E-Verify). This MOU explains certain features of the E-Verify program and enumerates specific responsibilities of DHS, the Social Security Administration (SSA), and the Employer. E-Verify is a program that electronically confirms an employee's eligibility to work in the United States after completion of the Employment Eligibility Verification Form (Form I-9). For covered government contractors, E-Verify is used to verify the employment eligibility of all newly hired employees and all existing employees assigned to Federal contracts or to verify the entire workforce if the contractor so chooses.

Authority for the E-Verify program is found in Title IV, Subtitle A, of the Illegal Immigration Reform and Immigrant Responsibility Act of 1996 (IIRIRA), Pub. L. 104-208, 110 Stat. 3009, as amended (8 U.S.C. § 1324a note). Authority for use of the E-Verify program by Federal contractors and subcontractors covered by the terms of Subpart 22.18, "Employment Eligibility Verification", of the Federal Acquisition Regulation (FAR) (hereinafter referred to in this MOU as a "Federal contractor with the FAR E-Verify clause") to verify the employment eligibility of certain employees working on Federal contracts is also found in Subpart 22.18 and in Executive Order 12989, as amended.

ARTICLE II

FUNCTIONS TO BE PERFORMED

A. RESPONSIBILITIES OF SSA

1. SSA agrees to provide the Employer with available information that allows the Employer to confirm the accuracy of Social Security Numbers provided by all employees verified under this MOU and the employment authorization of U.S. citizens.
2. SSA agrees to provide to the Employer appropriate assistance with operational problems that may arise during the Employer's participation in the E-Verify program. SSA agrees to provide the Employer with names, titles, addresses, and telephone numbers of SSA representatives to be contacted during the E-Verify process.
3. SSA agrees to safeguard the information provided by the Employer through the E-Verify program procedures, and to limit access to such information, as is appropriate by law, to individuals responsible for the verification of Social Security Numbers and for evaluation of the E-Verify program or such other persons or entities who may be authorized by SSA as governed



Company ID Number: 407682

by the Privacy Act (5 U.S.C. § 552a), the Social Security Act (42 U.S.C. 1306(a)), and SSA regulations (20 CFR Part 401).

4. SSA agrees to provide a means of automated verification that is designed (in conjunction with DHS's automated system if necessary) to provide confirmation or tentative nonconfirmation of U.S. citizens' employment eligibility within 3 Federal Government work days of the initial inquiry.

5. SSA agrees to provide a means of secondary verification (including updating SSA records as may be necessary) for employees who contest SSA tentative nonconfirmations that is designed to provide final confirmation or nonconfirmation of U.S. citizens' employment eligibility and accuracy of SSA records for both citizens and non-citizens within 10 Federal Government work days of the date of referral to SSA, unless SSA determines that more than 10 days may be necessary. In such cases, SSA will provide additional verification instructions.

B. RESPONSIBILITIES OF DHS

1. After SSA verifies the accuracy of SSA records for employees through E-Verify, DHS agrees to provide the Employer access to selected data from DHS's database to enable the Employer to conduct, to the extent authorized by this MOU:

- Automated verification checks on employees by electronic means, and
- Photo verification checks (when available) on employees.

2. DHS agrees to provide to the Employer appropriate assistance with operational problems that may arise during the Employer's participation in the E-Verify program. DHS agrees to provide the Employer names, titles, addresses, and telephone numbers of DHS representatives to be contacted during the E-Verify process.

3. DHS agrees to make available to the Employer at the E-Verify Web site and on the E-Verify Web browser, instructional materials on E-Verify policies, procedures and requirements for both SSA and DHS, including restrictions on the use of E-Verify. DHS agrees to provide training materials on E-Verify.

4. DHS agrees to provide to the Employer a notice, which indicates the Employer's participation in the E-Verify program. DHS also agrees to provide to the Employer anti-discrimination notices issued by the Office of Special Counsel for Immigration-Related Unfair Employment Practices (OSC), Civil Rights Division, U.S. Department of Justice.

5. DHS agrees to issue the Employer a user identification number and password that permits the Employer to verify information provided by employees with DHS's database.

6. DHS agrees to safeguard the information provided to DHS by the Employer, and to limit access to such information to individuals responsible for the verification of employees' employment eligibility and for evaluation of the E-Verify program, or to such other persons or entities as may be authorized by applicable law. Information will be used only to verify the accuracy of Social Security Numbers and employment eligibility, to enforce the Immigration and



Company ID Number: 407682

Nationality Act (INA) and Federal criminal laws, and to administer Federal contracting requirements.

7. DHS agrees to provide a means of automated verification that is designed (in conjunction with SSA verification procedures) to provide confirmation or tentative nonconfirmation of employees' employment eligibility within 3 Federal Government work days of the initial inquiry.

8. DHS agrees to provide a means of secondary verification (including updating DHS records as may be necessary) for employees who contest DHS tentative nonconfirmations and photo non-match tentative nonconfirmations that is designed to provide final confirmation or nonconfirmation of the employees' employment eligibility within 10 Federal Government work days of the date of referral to DHS, unless DHS determines that more than 10 days may be necessary. In such cases, DHS will provide additional verification instructions.

C. RESPONSIBILITIES OF THE EMPLOYER

1. The Employer agrees to display the notices supplied by DHS in a prominent place that is clearly visible to prospective employees and all employees who are to be verified through the system.

2. The Employer agrees to provide to the SSA and DHS the names, titles, addresses, and telephone numbers of the Employer representatives to be contacted regarding E-Verify.

3. The Employer agrees to become familiar with and comply with the most recent version of the E-Verify User Manual.

4. The Employer agrees that any Employer Representative who will perform employment verification queries will complete the E-Verify Tutorial before that individual initiates any queries.

A. The Employer agrees that all Employer representatives will take the refresher tutorials initiated by the E-Verify program as a condition of continued use of E-Verify.

B. Failure to complete a refresher tutorial will prevent the Employer from continued use of the program.

5. The Employer agrees to comply with current Form I-9 procedures, with two exceptions:

- If an employee presents a "List B" identity document, the Employer agrees to only accept "List B" documents that

- contain a photo. (List B documents identified in 8 C.F.R. § 274a.2(b)(1)(B)) can be presented during the Form I-9

- process to establish identity.) If an employee objects to the photo requirement for religious reasons, the Employer

- should contact E-Verify at 888-464-4218.

- If an employee presents a DHS Form I-551 (Permanent Resident Card) or Form I-766 (Employment Authorization Document) to complete the Form I-9, the Employer agrees to make a photocopy of the document and to retain the photocopy with the employee's Form I-9. The photocopy must be of sufficient quality to allow for verification of the photo

Company ID Number: 407682

and written information. The employer will use the photocopy to verify the photo and to assist DHS with its review of photo non-matches that are contested by employees. Note that employees retain the right to present any List A, or List B and List C, documentation to complete the Form I-9. DHS may in the future designate other documents that activate the photo screening tool.

6. The Employer understands that participation in E-Verify does not exempt the Employer from the responsibility to complete, retain, and make available for inspection Forms I-9 that relate to its employees, or from other requirements of applicable regulations or laws, including the obligation to comply with the antidiscrimination requirements of section 274B of the INA with respect to Form I-9 procedures, except for the following modified requirements applicable by reason of the Employer's participation in E-Verify: (1) identity documents must have photos, as described in paragraph 5 above; (2) a rebuttable presumption is established that the Employer has not violated section 274A(a)(1)(A) of the Immigration and Nationality Act (INA) with respect to the hiring of any individual if it obtains confirmation of the identity and employment eligibility of the individual in good faith compliance with the terms and conditions of E-Verify; (3) the Employer must notify DHS if it continues to employ any employee after receiving a final nonconfirmation, and is subject to a civil money penalty between \$550 and \$1,100 for each failure to notify DHS of continued employment following a final nonconfirmation; (4) the Employer is subject to a rebuttable presumption that it has knowingly employed an unauthorized alien in violation of section 274A(a)(1)(A) if the Employer continues to employ an employee after receiving a final nonconfirmation; and (5) no person or entity participating in E-Verify is civilly or criminally liable under any law for any action taken in good faith based on information provided through the confirmation system. DHS reserves the right to conduct Form I-9 and E-Verify system compliance inspections during the course of E-Verify, as well as to conduct any other enforcement activity authorized by law.

7. The Employer agrees to initiate E-Verify verification procedures for new employees within 3 Employer business days after each employee has been hired (but after the Form I-9 has been completed), and to complete as many (but only as many) steps of the E-Verify process as are necessary according to the E-Verify User Manual, or in the case of Federal contractors with the FAR E-Verify clause, the E-Verify User Manual for Federal Contractors. The Employer is prohibited from initiating verification procedures before the employee has been hired and the Form I-9 completed. If the automated system to be queried is temporarily unavailable, the 3-day time period is extended until it is again operational in order to accommodate the Employer's attempting, in good faith, to make inquiries during the period of unavailability. Employers may initiate verification by notating the Form I-9 in circumstances where the employee has applied for a Social Security Number (SSN) from the SSA and is waiting to receive the SSN, provided that the Employer performs an E-Verify employment verification query using the employee's SSN as soon as the SSN becomes available.

8. The Employer agrees not to use E-Verify procedures for pre-employment screening of job applicants, in support of any unlawful employment practice, or for any other use not authorized by this MOU. Employers must use E-Verify for all new employees, unless an Employer is a Federal contractor that qualifies for the exceptions described in Article II.D.1.c. Except as provided in Article II.D, the Employer will not verify selectively and will not verify employees hired before the effective date of this MOU. The Employer understands that if the Employer

Company ID Number: 407682

uses the E-Verify system for any purpose other than as authorized by this MOU, the Employer may be subject to appropriate legal action and termination of its access to SSA and DHS information pursuant to this MOU.

9. The Employer agrees to follow appropriate procedures (see Article III. below) regarding tentative nonconfirmations, including notifying employees in private of the finding and providing them written notice of the findings, providing written referral instructions to employees, allowing employees to contest the finding, and not taking adverse action against employees if they choose to contest the finding. Further, when employees contest a tentative nonconfirmation based upon a photo non-match, the Employer is required to take affirmative steps (see Article III.B. below) to contact DHS with information necessary to resolve the challenge.

10. The Employer agrees not to take any adverse action against an employee based upon the employee's perceived employment eligibility status while SSA or DHS is processing the verification request unless the Employer obtains knowledge (as defined in 8 C.F.R. § 274a.1(l)) that the employee is not work authorized. The Employer understands that an initial inability of the SSA or DHS automated verification system to verify work authorization, a tentative nonconfirmation, a case in continuance (indicating the need for additional time for the government to resolve a case), or the finding of a photo non-match, does not establish, and should not be interpreted as evidence, that the employee is not work authorized. In any of the cases listed above, the employee must be provided a full and fair opportunity to contest the finding, and if he or she does so, the employee may not be terminated or suffer any adverse employment consequences based upon the employee's perceived employment eligibility status (including denying, reducing, or extending work hours, delaying or preventing training, requiring an employee to work in poorer conditions, refusing to assign the employee to a Federal contract or other assignment, or otherwise subjecting an employee to any assumption that he or she is unauthorized to work) until and unless secondary verification by SSA or DHS has been completed and a final nonconfirmation has been issued. If the employee does not choose to contest a tentative nonconfirmation or a photo non-match or if a secondary verification is completed and a final nonconfirmation is issued, then the Employer can find the employee is not work authorized and terminate the employee's employment. Employers or employees with questions about a final nonconfirmation may call E-Verify at 1-888-464-4218 or OSC at 1-800-255-8155 or 1-800-237-2515 (TDD).

11. The Employer agrees to comply with Title VII of the Civil Rights Act of 1964 and section 274B of the INA, as applicable, by not discriminating unlawfully against any individual in hiring, firing, or recruitment or referral practices because of his or her national origin or, in the case of a protected individual as defined in section 274B(a)(3) of the INA, because of his or her citizenship status. The Employer understands that such illegal practices can include selective verification or use of E-Verify except as provided in part D below, or discharging or refusing to hire employees because they appear or sound "foreign" or have received tentative nonconfirmations. The Employer further understands that any violation of the unfair immigration-related employment practices provisions in section 274B of the INA could subject the Employer to civil penalties, back pay awards, and other sanctions, and violations of Title VII could subject the Employer to back pay awards, compensatory and punitive damages. Violations of either section 274B of the INA or Title VII may also lead to the termination of its participation in E-

Company ID Number: 407682

Verify. If the Employer has any questions relating to the anti-discrimination provision, it should contact OSC at 1-800-255-8155 or 1-800-237-2515 (TDD).

12. The Employer agrees to record the case verification number on the employee's Form I-9 or to print the screen containing the case verification number and attach it to the employee's Form I-9.

13. The Employer agrees that it will use the information it receives from SSA or DHS pursuant to E-Verify and this MOU only to confirm the employment eligibility of employees as authorized by this MOU. The Employer agrees that it will safeguard this information, and means of access to it (such as PINS and passwords) to ensure that it is not used for any other purpose and as necessary to protect its confidentiality, including ensuring that it is not disseminated to any person other than employees of the Employer who are authorized to perform the Employer's responsibilities under this MOU, except for such dissemination as may be authorized in advance by SSA or DHS for legitimate purposes.

14. The Employer acknowledges that the information which it receives from SSA is governed by the Privacy Act (5 U.S.C. § 552a(i)(1) and (3)) and the Social Security Act (42 U.S.C. 1306(a)), and that any person who obtains this information under false pretenses or uses it for any purpose other than as provided for in this MOU may be subject to criminal penalties.

15. The Employer agrees to cooperate with DHS and SSA in their compliance monitoring and evaluation of E-Verify, including by permitting DHS and SSA, upon reasonable notice, to review Forms I-9 and other employment records and to interview it and its employees regarding the Employer's use of E-Verify, and to respond in a timely and accurate manner to DHS requests for information relating to their participation in E-Verify.

D. RESPONSIBILITIES OF FEDERAL CONTRACTORS WITH THE FAR E-VERIFY CLAUSE

1. The Employer understands that if it is a subject to the employment verification terms in Subpart 22.18 of the FAR, it must verify the employment eligibility of any existing employee assigned to the contract and all new hires, as discussed in the Supplemental Guide for Federal Contractors. Once an employee has been verified through E-Verify by the Employer, the Employer may not reverify the employee through E-Verify.

a. Federal contractors with the FAR E-Verify clause agree to become familiar with and comply with the most recent versions of the E-Verify User Manual for Federal Contractors and the E-Verify Supplemental Guide for Federal Contractors.

b. Federal contractors with the FAR E-Verify clause agree to complete a tutorial for Federal contractors with the FAR E-Verify clause.

c. Federal contractors with the FAR E-Verify clause not enrolled at the time of contract award: An Employer that is not enrolled in E-Verify at the time of a contract award must enroll as a Federal contractor with the FAR E-Verify clause in E-Verify within 30 calendar days of contract award and, within 90 days of enrollment, begin to use E-Verify to initiate verification of employment eligibility of new hires of the Employer who are working in the United States,



Company ID Number: 407682

whether or not assigned to the contract. Once the Employer begins verifying new hires, such verification of new hires must be initiated within 3 business days after the date of hire. Once enrolled in E-Verify as a Federal contractor with the FAR E-Verify clause, the Employer must initiate verification of employees assigned to the contract within 90 calendar days from the time of enrollment in the system and after the date and selecting which employees will be verified in E-Verify or within 30 days of an employee's assignment to the contract, whichever date is later.

d. Employers that are already enrolled in E-Verify at the time of a contract award but are not enrolled in the system as a Federal contractor with the FAR E-Verify clause: Employers enrolled in E-Verify for 90 days or more at the time of a contract award must use E-Verify to initiate verification of employment eligibility for new hires of the Employer who are working in the United States, whether or not assigned to the contract, within 3 business days after the date of hire. Employers enrolled in E-Verify as other than a Federal contractor with the FAR E-Verify clause, must update E-Verify to indicate that they are a Federal contractor with the FAR E-Verify clause within 30 days after assignment to the contract. If the Employer is enrolled in E-Verify for 90 calendar days or less at the time of contract award, the Employer must, within 90 days of enrollment, begin to use E-Verify to initiate verification of new hires of the contractor who are working in the United States, whether or not assigned to the contract. Such verification of new hires must be initiated within 3 business days after the date of hire. An Employer enrolled as a Federal contractor with the FAR E-Verify clause in E-Verify must initiate verification of each employee assigned to the contract within 90 calendar days after date of contract award or within 30 days after assignment to the contract, whichever is later.

e. Institutions of higher education, State, local and tribal governments and sureties: Federal contractors with the FAR E-Verify clause that are institutions of higher education (as defined at 20 U.S.C. 1001(a)), State or local governments, governments of Federally recognized Indian tribes, or sureties performing under a takeover agreement entered into with a Federal agency pursuant to a performance bond may choose to only verify new and existing employees assigned to the Federal contract. Such Federal contractors with the FAR E-Verify clause may, however, elect to verify all new hires, and/or all existing employees hired after November 6, 1986. The provisions of Article II.D, paragraphs 1.a and 1.b of this MOU providing timeframes for initiating employment verification of employees assigned to a contract apply to such institutions of higher education, State, local and tribal governments, and sureties.

f. Verification of all employees: Upon enrollment, Employers who are Federal contractors with the FAR E-Verify clause may elect to verify employment eligibility of all existing employees working in the United States who were hired after November 6, 1986, instead of verifying only new employees and those existing employees assigned to a covered Federal contract. After enrollment, Employers must elect to do so only in the manner designated by DHS and initiate E-Verify verification of all existing employees within 180 days after the election.

g. Form I-9 procedures for existing employees of Federal contractors with the FAR E-Verify clause: Federal contractors with the FAR E-Verify clause may choose to complete new Forms I-9 for all existing employees other than those that are completely exempt from this process. Federal contractors with the FAR E-Verify clause may also update previously completed Forms I-9 to initiate E-Verify verification of existing employees who are not completely exempt as long as that Form I-9 is complete (including the SSN), complies with

Company ID Number: 407682

Article II.C.5, the employee's work authorization has not expired, and the Employer has reviewed the information reflected in the Form I-9 either in person or in communications with the employee to ensure that the employee's stated basis in section 1 of the Form I-9 for work authorization has not changed (including, but not limited to, a lawful permanent resident alien having become a naturalized U.S. citizen). If the Employer is unable to determine that the Form I-9 complies with Article II.C.5, if the employee's basis for work authorization as attested in section 1 has expired or changed, or if the Form I-9 contains no SSN or is otherwise incomplete, the Employer shall complete a new I-9 consistent with Article II.C.5, or update the previous I-9 to provide the necessary information. If section 1 of the Form I-9 is otherwise valid and up-to-date and the form otherwise complies with Article II.C.5, but reflects documentation (such as a U.S. passport or Form I-551) that expired subsequent to completion of the Form I-9, the Employer shall not require the production of additional documentation, or use the photo screening tool described in Article II.C.5, subject to any additional or superseding instructions that may be provided on this subject in the Supplemental Guide for Federal Contractors. Nothing in this section shall be construed to require a second verification using E-Verify of any assigned employee who has previously been verified as a newly hired employee under this MOU, or to authorize verification of any existing employee by any Employer that is not a Federal contractor with the FAR E-Verify clause.

2. The Employer understands that if it is a Federal contractor with the FAR E-Verify clause, its compliance with this MOU is a performance requirement under the terms of the Federal contract or subcontract, and the Employer consents to the release of information relating to compliance with its verification responsibilities under this MOU to contracting officers or other officials authorized to review the Employer's compliance with Federal contracting requirements.

ARTICLE III

REFERRAL OF INDIVIDUALS TO SSA AND DHS

A. REFERRAL TO SSA

1. If the Employer receives a tentative nonconfirmation issued by SSA, the Employer must print the notice as directed by the E-Verify system and provide it to the employee so that the employee may determine whether he or she will contest the tentative nonconfirmation. The Employer must review the tentative nonconfirmation with the employee in private.

2. The Employer will refer employees to SSA field offices only as directed by the automated system based on a tentative nonconfirmation, and only after the Employer records the case verification number, reviews the input to detect any transaction errors, and determines that the employee contests the tentative nonconfirmation. The Employer will transmit the Social Security Number to SSA for verification again if this review indicates a need to do so. The Employer will determine whether the employee contests the tentative nonconfirmation as soon as possible after the Employer receives it.

3. If the employee contests an SSA tentative nonconfirmation, the Employer will provide the employee with a system-generated referral letter and instruct the employee to visit an SSA office within 8 Federal Government work days. SSA will electronically transmit the result of the referral to the Employer within 10 Federal Government work days of the referral unless it



Company ID Number: 407682

determines that more than 10 days is necessary. The Employer agrees to check the E-Verify system regularly for case updates.

4. The Employer agrees not to ask the employee to obtain a printout from the Social Security Number database (the Numident) or other written verification of the Social Security Number from the SSA.

B. REFERRAL TO DHS

1. If the Employer receives a tentative nonconfirmation issued by DHS, the Employer must print the tentative nonconfirmation notice as directed by the E-Verify system and provide it to the employee so that the employee may determine whether he or she will contest the tentative nonconfirmation. The Employer must review the tentative nonconfirmation with the employee in private.

2. If the Employer finds a photo non-match for an employee who provides a document for which the automated system has transmitted a photo, the employer must print the photo non-match tentative nonconfirmation notice as directed by the automated system and provide it to the employee so that the employee may determine whether he or she will contest the finding. The Employer must review the tentative nonconfirmation with the employee in private.

3. The Employer agrees to refer individuals to DHS only when the employee chooses to contest a tentative nonconfirmation received from DHS automated verification process or when the Employer issues a tentative nonconfirmation based upon a photo non-match. The Employer will determine whether the employee contests the tentative nonconfirmation as soon as possible after the Employer receives it.

4. If the employee contests a tentative nonconfirmation issued by DHS, the Employer will provide the employee with a referral letter and instruct the employee to contact DHS through its toll-free hotline (as found on the referral letter) within 8 Federal Government work days.

5. If the employee contests a tentative nonconfirmation based upon a photo non-match, the Employer will provide the employee with a referral letter to DHS. DHS will electronically transmit the result of the referral to the Employer within 10 Federal Government work days of the referral unless it determines that more than 10 days is necessary. The Employer agrees to check the E-Verify system regularly for case updates.

6. The Employer agrees that if an employee contests a tentative nonconfirmation based upon a photo non-match, the Employer will send a copy of the employee's Form I-551 or Form I-766 to DHS for review by:

- Scanning and uploading the document, or
- Sending a photocopy of the document by an express mail account (paid for at employer expense).

7. If the Employer determines that there is a photo non-match when comparing the photocopied List B document described in Article II.C.5 with the image generated in E-Verify, the Employer must forward the employee's documentation to DHS using one of the means described in the preceding paragraph, and allow DHS to resolve the case.



Company ID Number: 407682

ARTICLE IV

SERVICE PROVISIONS

SSA and DHS will not charge the Employer for verification services performed under this MOU. The Employer is responsible for providing equipment needed to make inquiries. To access E-Verify, an Employer will need a personal computer with Internet access.

ARTICLE V

PARTIES

A. This MOU is effective upon the signature of all parties, and shall continue in effect for as long as the SSA and DHS conduct the E-Verify program unless modified in writing by the mutual consent of all parties, or terminated by any party upon 30 days prior written notice to the others. Any and all system enhancements to the E-Verify program by DHS or SSA, including but not limited to the E-Verify checking against additional data sources and instituting new verification procedures, will be covered under this MOU and will not cause the need for a supplemental MOU that outlines these changes. DHS agrees to train employers on all changes made to E-Verify through the use of mandatory refresher tutorials and updates to the E-Verify User Manual, the E-Verify User Manual for Federal Contractors or the E-Verify Supplemental Guide for Federal Contractors. Even without changes to E-Verify, DHS reserves the right to require employers to take mandatory refresher tutorials. An Employer that is a Federal contractor with the FAR E-Verify clause may terminate this MOU when the Federal contract that requires its participation in E-Verify is terminated or completed. In such a circumstance, the Federal contractor with the FAR E-Verify clause must provide written notice to DHS. If an Employer that is a Federal contractor with the FAR E-Verify clause fails to provide such notice, that Employer will remain a participant in the E-Verify program, will remain bound by the terms of this MOU that apply to participants that are not Federal contractors with the FAR E-Verify clause, and will be required to use the E-Verify procedures to verify the employment eligibility of all newly hired employees.

B. Notwithstanding Article V, part A of this MOU, DHS may terminate this MOU if deemed necessary because of the requirements of law or policy, or upon a determination by SSA or DHS that there has been a breach of system integrity or security by the Employer, or a failure on the part of the Employer to comply with established procedures or legal requirements. The Employer understands that if it is a Federal contractor with the FAR E-Verify clause, termination of this MOU by any party for any reason may negatively affect its performance of its contractual responsibilities.

C. Some or all SSA and DHS responsibilities under this MOU may be performed by contractor(s), and SSA and DHS may adjust verification responsibilities between each other as they may determine necessary. By separate agreement with DHS, SSA has agreed to perform its responsibilities as described in this MOU.

Company ID Number: 407682

D. Nothing in this MOU is intended, or should be construed, to create any right or benefit, substantive or procedural, enforceable at law by any third party against the United States, its agencies, officers, or employees, or against the Employer, its agents, officers, or employees.

E. Each party shall be solely responsible for defending any claim or action against it arising out of or related to E-Verify or this MOU, whether civil or criminal, and for any liability wherefrom, including (but not limited to) any dispute between the Employer and any other person or entity regarding the applicability of Section 403(d) of IIRIRA to any action taken or allegedly taken by the Employer.

F. The Employer understands that the fact of its participation in E-Verify is not confidential information and may be disclosed as authorized or required by law and DHS or SSA policy, including but not limited to, Congressional oversight, E-Verify publicity and media inquiries, determinations of compliance with Federal contractual requirements, and responses to inquiries under the Freedom of Information Act (FOIA).

G. The foregoing constitutes the full agreement on this subject between DHS and the Employer.

H. The individuals whose signatures appear below represent that they are authorized to enter into this MOU on behalf of the Employer and DHS respectively.



Company ID Number: 407682

To be accepted as a participant in E-Verify, you should only sign the Employer's Section of the signature page. If you have any questions, contact E-Verify at 888-464-4218.

Employer Southland International Trucks, Inc.

Dianne Sewell

Name (Please Type or Print)

Title

Electronically Signed

04/11/2011

Signature

Date

Department of Homeland Security – Verification Division

USCIS Verification Division

Name (Please Type or Print)

Title

Electronically Signed

04/11/2011

Signature

Date

Information Required for the E-Verify Program

Information relating to your Company:

Company Name: **Southland International Trucks, Inc.**

Company Facility Address: **200 Oxmoor Blvd**

Homewood, AL 35209

Company Alternate
Address:

County or Parish: **JEFFERSON**

Employer Identification
Number: **630832185**



Company ID Number: 407682

North American Industry Classification Systems Code:	423
Administrator:	
Number of Employees:	100 to 499
Number of Sites Verified for:	5
Are you verifying for more than 1 site? If yes, please provide the number of sites verified for in each State:	
<ul style="list-style-type: none">ALABAMA 5 site(s)	

Information relating to the Program Administrator(s) for your Company on policy questions or operational problems:

Name:	Dianne R Sewell	Fax Number:	(205) 380 - 9732
Telephone Number:	(205) 942 - 6226		
E-mail Address:	dsewell@southlandtrucks.com		
Name:	Diana D Allen	Fax Number:	(205) 380 - 9733
Telephone Number:	(205) 942 - 6226 ext. 2403		
E-mail Address:	dallen@southlandtrucks.com		