

BID SUBMITTAL FORM
Alabama County Joint Bid Program
Heavy Equipment – BID ITEM: RIDE ON INDUSTRIAL BOOM MOWER
OPTION C

Company Name: Warrior Tractor & Equipment Company, Inc.

Address: 6801 McFarland Blvd, Northport, AL 35476

Bid Submitted By: David Schafer
(Name of company representative)

Title: Sales Manager E-mail address: dschafer@warriortractor.com

Phone: 205-339-0300 Fax: 205-333-0101

By submitting this bid, we agree:

Initials

The equipment model number identified below meets the bid specs for this bid item.

DS

That the bid price will be honored for all counties for the period from **January 1, 2026 to June 30, 2026**.

DS

The equipment will be delivered at the bid price to all counties participating in the joint bid program.

DS

The company acknowledges the freight preparation and delivery price is to be included in the total bid price for the standard machine.

DS

The company representative listed above will be the contact person for purchasing this bid item under the joint bid program.

DS

The bid is accompanied by a current catalog or model specification document for the model number identified below.

DS

The bid is accompanied by a copy of the manufacturer's standard warranty as required in the bid specifications.

DS

The bid includes the E-Verify documentation required by Alabama law.

DS

We comply with, and if awarded the contract, we will comply with, the requirements of Section 41-16-50 and Sections 41-16-160 to -166, Code of Alabama 1975.

DS

If awarded the bid, a performance bond will be provided upon request.

DS

The bid documents include the **Manufacturer's Suggested Retail Price Sheet (MSRP) for the Standard Machine**.

DS

31 Foot Boom F Model ALPHA or Equivalent with 2-piece Boom and telescoping

Total Bid Price for Standard Machine: \$ NO BID

(Total Bid Price for Standard Machine Includes Freight Preparation, Delivery and Standard Warranty Costs) *

Freight Preparation and Delivery: \$ _____

(Included in Standard Machine Bid Price)

Manufacturer's Suggested Retail Price for Standard Machine: \$ _____

Equipment Model #: _____

Description: _____

36 Foot Boom F Model ALPHA or Equivalent with 2-piece Boom and telescoping

Total Bid Price for Standard Machine: \$ NO BID

(Total Bid Price for Standard Machine Includes Freight Preparation, Delivery and Standard Warranty Costs) *

Freight Preparation and Delivery: \$ _____

(Included in Standard Machine Bid Price)

Manufacturer's Suggested Retail Price for Standard Machine: \$ _____

Equipment Model #: _____

Description: _____

39 Foot Boom F Model ALPHA or Equivalent with 2-piece Boom and telescoping

Total Bid Price for Standard Machine: \$ NO BID

(Total Bid Price for Standard Machine Includes Freight Preparation, Delivery and Standard Warranty Costs) *

Freight Preparation and Delivery: \$ _____

(Included in Standard Machine Bid Price)

Manufacturer's Suggested Retail Price for Standard Machine: \$ _____

Equipment Model #: _____

Description: _____

Signature of company representative submitting bid: _____

Title: _____

Total Bid Price for Standard Machine: \$ NO BID
(Total Bid Price for Standard Machine Includes Freight Preparation, Delivery and Standard Warranty Costs) *

Manufacturer's Suggested Retail Price for Standard Machine: \$ _____

Description: _____

Total Bid Price for Standard Machine: \$ 299,954.03
(Total Bid Price for Standard Machine Includes Freight Preparation, Delivery and Standard Warranty Costs) *

Manufacturer's Suggested Retail Price for Standard Machine: \$ 324,275.60

Description: Industrial Boom Mower

Total Bid Price for Standard Machine: \$ NO BID
(Total Bid Price for Standard Machine Includes Freight Preparation, Delivery and Standard Warranty Costs) *

Manufacturer's Suggested Retail Price for Standard Machine: \$ _____

Description: _____

Signature of company representative submitting bid: _____

Title: Sales Manager

32 Foot Boom 3P Model ALPHA or Equivalent with 3-piece Boom and telescoping

Total Bid Price for Standard Machine: \$ NO BID

(Total Bid Price for Standard Machine Includes Freight Preparation, Delivery and Standard Warranty Costs) *

Freight Preparation and Delivery: \$ _____

(Included in Standard Machine Bid Price)

Manufacturer's Suggested Retail Price for Standard Machine: \$ _____

Equipment Model #: _____

Description: _____

* **NOTE:** Award will be made based on the total cost of the **Standard Machine**. The total cost of the standard machine is to include freight preparation, delivery and standard warranty cost. Freight preparation and delivery will be excluded from the total bid price of the standard machine in determining the percentage discount for any available options.

BID SUBMITTAL FORM: OPTION COST SHEET
BID ITEM: RIDE-ON INDUSTRIAL BOOM MOWER OPTION C

By submitting this bid, we agree:

To offer any available options at the percent difference between the Manufacturer's Suggested Retail Price Sheet and the actual bid price on the Standard Machine*


91.8%

The bid documents include the **Manufacturer's Suggested Retail Price Sheet (MSRP)** for the Standard Machine

10.8%

Equipment Model #: Alpha T10 33 Foot Bomm

Description: Industrial Boom Mower

Signature of company representative submitting bid: 

Title: David Schafer

***Note:** The percent difference between the **Manufacturer's Suggested Retail Price Sheet (MSRP)** for the standard machine as specified by these **Bid Specifications** and the actual price bid by the vendor will be calculated to determine the percentage discount to be applied to any available options. The bid price of the freight preparation and delivery cost shall be excluded in determining the percentage discount to be applied to available options. Any individual county may choose to add any available option to the standard machine at the percentage discount at the time of purchase.

BID ITEM: RIDE-ON INDUSTRIAL BOOM MOWER OPTION C

GENERAL

These specifications shall be construed as the minimum acceptable standards for a ride-on industrial boom mower with universal attachment plate and mowing arm. Should the manufacturer's current published data or specifications exceed these standards, the manufacturer's standards shall be considered minimum and shall be furnished. All integral parts not specifically mentioned in the scope of these specifications that are necessary to provide a complete working unit shall be furnished. Additionally, the machine offered for bid shall include all standard manufacturers' equipment. The machine must be a new current production model and shall meet all EPA and other applicable standards at the time of manufacture.

The use of specific names and numbers in the specifications is not intended to restrict the bidder or any seller or manufacturer but is intended solely for the purpose of indicating the type, size and quality of equipment considered best adapted to the uses of counties participating in this joint bid.

BID SUBMITTAL FORM

Each bidder must submit his or her bid on the Bid Submittal Form included in the invitation to bid package. All written warranties to be submitted shall be attached to the Bid Submittal Form.

BID PRICE

The price bid shall include all destination charges, delivery charges, title fees, rebates, and all other applicable costs and refunds.

MANUALS

Each unit shall be provided with one (1) copy of the operator's manual, (1) copy of the repair manual and one (1) copy of the current parts manual. Units will not be accepted for delivery until the manuals as outlined above are received by the purchaser.

REPLACEMENT PARTS AVAILABILITY

Parts must be available for 5 years or 7,500 hours of use for the piece of equipment bid. If replacement parts are not delivered within three (3) working days of an order being placed, the bidder will deliver an equivalent machine for the county to use at no cost to the county until such time as the parts are delivered to the county so it can affect repairs to its machine.

WARRANTY

Bidders shall submit a copy of the manufacturer's standard warranty. Warranty shall include service response time of maximum of 36 hours within notification by county.

Yes X No

Page#

or

Attachment ATTACH

BID ITEM: RIDE-ON INDUSTRIAL BOOM MOWER-OPTION C

ALL ITEMS FACTORY INSTALLED UNLESS OTHERWISE INDICATED. THIS UNIT IS NOT INTENDED TO BE A MODIFIED AGRICULTURAL TRACTOR.

ENGINE

The Engine shall meet the following requirements:

Minimum 173 HP 4.5-liter 4-cylinder Tier IV, with heavy duty radiator with high flow fan and canister style air cleaner with pre-cleaner. Electric start with engine pre-heat, and minimum 65-gallon fuel tank and full engine gauge package to include tachometer, water temperature, oil pressure, volt meter, fuel gauge and hour meter.

Yes X No
Page # 29 of
Attachment

POWER TRAIN:

Minimum power train requirements shall consist of permanent 4 Wheel Drive, four-wheel steer and three steering modes.

Continuously variable hydrostatic transmission with 2 speed mechanical gearbox (Work and Transport Gear)

Standard 8-disc Oil emersed brake system. Negative parking brake.

Joystick or pedal control transmission for speed and directional control from 0- 24 MPH.

Yes X No
Page # 11-29

BOOMS: Equal to or Exceeds ILF ALHPA

2-piece Booms: 31 Ft telescoping, 36 Ft. telescoping, 39 Ft. telescoping

2-piece Booms: 26 Ft telescoping, 33 Ft. telescoping, 39 Ft. telescoping

3-piece Booms: 32 Ft telescoping

Yes X No
Page # 11-29

MOWER ATTACHMENTS: Equal to or ILF ALHPA

No Boom attachment is considered standard. All attachments shall be optional

Yes X No _____
Page # ATTACH

WHEELS:

Shall be equipped with, Four (4) Heavy Duty, Industrial flotation tires with Michelin XF 18 R 22.5 flotation tires.

Yes X No _____
Page # 27

CAB, COMFORT, CONVENIENCE & SAFETY:

90 Degree Rotating custom designed cab will be mounted in front of the engine and hydraulics for optimum operator visibility. Cab must be certified for both ROPS – ISO 3471 and FOPS – ISO 3449.

• On-board computer with display for controlling the functionalities of the engine • Tilting and height-adjustable steering column • Electrical direction control lever • SEAT ALTO S55 seat with air suspension • Right armrest integrated into the seat and adjustable (with boom joystick housing) • Front windshield washer wiper • Electronical controlled air conditioning system, pollen filter and dedicated exchanger • Left mirror • Cab door with 60/40 opening • Cab rear windows darkened with UV rays reduction treatment • Rear documents holder • Manual halogen courtesy light • Emergency glass break hammer • External electrical socket for 12 V DC services • Two-way USB socket (2x 5 V DC - 1 A) • Clothes hangers • Cup holder • DAB stereo • Right side in-cab mirror DES

Yes X No _____
Page # 11-29

CONDITIONS:

Boom Mower shall be equipped with all standard equipment specified by the manufacturer, and shall comply with EPA emission standards and all motor vehicle standards established by the U.S. Department of Transportation regarding the manufacture of motor vehicles. **This unit shall have a minimum of one-year manufactured warranty.**

Yes X No _____
Page # ATTACH

The successful bidder shall be responsible for delivering the unit properly serviced, clean and in first class operating condition. Pre-delivery service at a minimum shall include the following:

Complete lubrication, check all fluid levels, adjustment of engine to proper operating condition, inflate tires to proper operating pressure, check proper operation of all accessories.

DISCOUNT

Zero

CODE	DESCRIPTION	MSRP 2025	x
TOTAL	TOTAL	\$ 324,275.60	
ENG00001000054	ALPHA Eagle (cabin with glass roof and passenger seat included)		
	BOOM T10 + Alliance 600/50 Tires	\$ 306,496.30	
	BOOM T10 + Nokian 600/50 R 22,5 159D Tires	\$ 307,761.30	x
ENG00KT01001073	Automatic lubrication system with 12 greasing points, programmable control (ONLY FOR ARMS n	\$ -	x
ENG00KT01001076	Homologation USA - Alpha	\$ -	x
ENG00KT01000705	Special lights-kit USA homologation	\$ -	x
ENG00701000312	Cab Eagle + POLY	\$ 6,061.00	
ENG00KT01000915	Fenders for tires 450	\$ 2,758.80	
ENG00KT01000908	Fenders for tires 600 and 650	\$ 2,871.00	x
ENG00KT01000929	Additional right mirror	\$ 217.80	
	NEW SPEED 120	\$ 8,464.50	
ENG013010000017	Motor for NEW SPEED mower-head of 44 cc + pipes	\$ 3,210.90	
ENG00KT01001280	Rotor 120 cm for articulated flails (Includes 24 flails kits mounted on the rotor)	\$ 2,640.00	
ENG00KT01001284	Rotor 120 cm for polyvalent flails (Includes 16 flails kits mounted on the rotor)	\$ 2,939.20	
ENG00KT01001451	Rotor 120 cm for half turn flails (Includes 22 flails kits mounted on the rotor)	\$ 2,526.70	
ENG00KT01001406	Rotor 120 cm for hammers 034M (Includes 10 hammers kits mounted on the rotor)	\$ 2,847.90	
ENG013010000216	Rotor 120 cm for forest hammers (360° rotating) (Includes 22 hammers kits mounted on the roto	\$ 4,692.60	
	New Speed 150	\$ 9,461.10	
ENG013010000017	Motor for NEW SPEED mower-head of 44 cc + pipes	\$ 3,210.90	
ENG00KT01001283	Rotor 150 cm for articulated flails (Includes 36 flails kits mounted on the rotor)	\$ 3,274.70	
ENG00KT01001285	Rotor 150 cm for polyvalent flails (Includes 22 flails kits mounted on the rotor)	\$ 3,317.60	
ENG00KT01001452	Rotor 150 cm for half turn flails (Includes 24 flails kits mounted on the rotor)	\$ 3,161.40	
ENG00KT01001402	Rotor 150 cm for hammers 034M (Includes 14 hammers kits mounted on the rotor)	\$ 2,970.00	
ENG040010000002	Rotor 150 cm for forest hammers (360° rotating) (Includes 26 hammers kits mounted on the roto	\$ 5,327.30	
E00301370000	Hydraulic rotator	\$ 4,897.20	x
E00301371400	Electro-hydraulic opening for New Speed cutting head	\$ 1,483.90	
E207003NS120	Front protection chains for cutting head New Speed 120 cm	\$ 723.80	
E207003NS150	Front protection chains for cutting head New Speed 150 cm	\$ 799.70	
ENG201010000017	Mineral hydraulic oil	\$ -	x

ENG0KT01000049	STD ENERGREEN paint - RAL 2011 Orange/RAL 7021 Grey	\$	-	x
ENG21401000030	Custom paint	\$	9,574.40	
E620KTBRA02	Hydraulic quick couplings mounted on the arm	\$	2,446.40	x
ENG0KT01000605	Fire extinguisher	\$	240.90	x
ENG03001000072	OPTION A - Front Lifter mod. HERCULES with mechanic PTO	\$	27,660.60	
ENG03001000074	OPTION B - Front Lifter mod. HERCULES with hydraulic quik couplings (Heavy Duty)	\$	27,871.80	
ENG03001000073	OPTION C - Front Lifter mod. HERCULES without PTO	\$	11,906.40	
ENG0KT01000725	Blower complete	\$	10,113.40	
ENG00001000043	Rear warning sign with LED lights. Size 90x90 cm	\$	2,305.60	
ENG00001000045	Rear warning sign with LED lights. Size 60x60 cm	\$	2,037.20	
ENG00101000421	Front warning sign with LED lights. Size 60x60 cm (NO Hercules)	\$	1,861.20	
ENG0KT01000786	Protection for cyclone filter	\$	271.70	
ENG00701000230	Windshield Hammerglass	\$	3,320.90	x
ENG00701000231	Upper door glass in Hammerglass	\$	2,664.20	
ENG00701000232	Lower door glass in Hammerglass	\$	1,829.30	
ENG00701000227	Right side glass in Hammerglass	\$	2,737.90	x
	NEW SPEED 120	\$	8,464.50	
ENG01301000017	Motor for NEW SPEED mowerhead of 44 cc + pipes	\$	3,210.90	
ENG0KT01001280	Rotor 120 cm for articulated flails (Includes 24 flails kits mounted on the rotor)	\$	2,640.00	
ENG0KT01001284	Rotor 120 cm for polyvalent flails (Includes 16 flails kits mounted on the rotor)	\$	2,939.20	
ENG0KT01001451	Rotor 120 cm for half turn flails (Includes 22 flails kits mounted on the rotor)	\$	2,526.70	
ENG0KT01001406	Rotor 120 cm for hammers 034M (Includes 10 hammers kits mounted on the rotor)	\$	2,847.90	
ENG01301000216	Rotor 120 cm for forest hammers (360° rotating) (Includes 22 hammers kits mounted on the rotor)	\$	4,692.60	
	New Speed 150	\$	9,461.10	
ENG01301000017	Motor for NEW SPEED cutting head of 44 cc + pipes	\$	3,210.90	
ENG0KT01001283	Rotor 150 cm for articulated flails (Includes 36 flails kits mounted on the rotor)	\$	3,274.70	
ENG0KT01001285	Rotor 150 cm for polyvalent flails (Includes 22 flails kits mounted on the rotor)	\$	3,317.60	
ENG0KT01001452	Rotor 150 cm for half turn flails (Includes 24 flails kits mounted on the rotor)	\$	3,161.40	
ENG0KT01001402	Rotor 150 cm for hammers 034M (Includes 14 hammers kits mounted on the rotor)	\$	2,970.00	
ENG04001000002	Rotor 150 cm for forest hammers (360° rotating) (Includes 26 hammers kits mounted on the rotor)	\$	5,327.30	
E00301370000	Hydraulic rotating fifth wheel	\$	4,897.20	
E00301371400	Electro-hydraulic opening for New Speed cutting head	\$	1,483.90	
E207003NS120	Front protection chains for cutting head New Speed 120 cm	\$	723.80	

E207003NS150	Front protection chains for cutting head New Speed 150 cm	\$	799.70
ENG01301000281	CONVEYOR HEAD 120 motor 44 cc	\$	24,883.10
ENG0KT01001280	Rotor 120 cm for articulated flails (Includes 24 flails kits mounted on the rotor)	\$	2,640.00
ENG0KT01001281	Rotor 120 cm for half turn flails (Includes 22 flails kits mounted on the rotor)	\$	2,526.70
ENG0KT01001406	Rotor 120 cm for hammers 034M (Includes 10 hammers kits mounted on the rotor)	\$	2,847.90
ENG01301000259	CONVEYOR HEAD 150 motor 44 cc	\$	26,933.50
ENG0KT01001283	Rotor 150 cm for articulated flails (Includes 36 flails kits mounted on the rotor)	\$	3,274.70
ENG0KT01001282	Rotor 150 cm for half turn flails (Includes 24 flails kits mounted on the rotor)	\$	3,161.40
ENG0KT01001402	Rotor 150 cm for hammers 034M (Includes 14 hammers kits mounted on the rotor)	\$	2,970.00
E00302800500	BLOWER (with hydraulic motor, parallelogram and hoses)	\$	7,438.20
E00302800200	BLOWER (with hydraulic motor, hoses, and WITHOUT parallelogram)	\$	6,806.80
ENG01301000135	FORESTRY HEAD 100 T 44 cc	\$	19,764.80
ENG01301000136	FORESTRY HEAD 120 T 44 cc	\$	24,679.60
ENG01301000138	Chain protection set for FORESTRY HEAD 100 T 35/44 cc	\$	426.80
ENG01301000140	Chain protection set for FORESTRY HEAD 120 T 35/44 cc	\$	482.90
ENG0KT01000935	DITCH BUCKET 100	\$	3,096.50
ENG0KT01000936	DITCH BUCKET 150	\$	4,220.70
E00303400100	RIVER BUCKET 200	\$	11,440.00
E00303400900	RIVER BUCKET 250	\$	13,315.50
E00303401100	RIVER BUCKET 300	\$	16,599.00
E00303401900	90° bucket rotation for TRANSPORT POSITION. HYDRAULIC	\$	1,615.90
E00303470700	90° bucket rotation for TRANSPORT POSITION. MANUAL	\$	938.30
E1702G991425	CUTTER BAR 175 (2 blades)	\$	8,440.30
ENG03801000285	CUTTER BAR 235 (2 blades)	\$	9,002.40
ENG10702000012	POWER SHEARS 155	\$	14,669.60
ENG10702000013	POWER SHEARS 225	\$	18,770.40
ENG10704000001	POWER SHEARS 155 + second inclination	\$	19,500.80
ENG10704000002	POWER SHEARS 225 + second inclination	\$	23,600.50
ENG03801000146	Extra Trunk - 40 lt hydraulic system	\$	20,784.50
ENG03801000048	Extra Trunk - 60 lt hydraulic system	\$	20,784.50
E00703801100	Forc-one	\$	5,626.50
ENG03801000082	Forc-one with hydraulic rotator KIT	\$	7,502.00
ENG04201000081	"Octopus" grapple Mod. FSG120/4 with hydraulic rotator	\$	11,049.50

ENG04201000082	Orange peel grapple Mod. FSG120/5 with hydraulic rotator	\$	11,977.90
ENG03801000063	TRUNK PINCERS with hydraulic rotator	\$	9,841.70
ENG03801000023	IRON BRUSH without protection	\$	9,215.80
ENG03801000162	IRON BRUSH (with protection)	\$	10,121.10
ENG03800000012	PLASTIC BRUSH	\$	9,724.00
ENG10724000001	L.E.M. 6004. 4-24" blades 80" tall	\$	23,854.60
ENG03801000187	L.E.M. 6504. 4-26" blades 82" tall	\$	24,773.10
ENG03801000174	L.E.M. 7021. 3-28" blades 65" tall	\$	21,527.00
ENG10724000002	L.E.M. 7004. 4-28" blades 84" tall	\$	24,875.40
ENG03801000181	L.E.M. 7041. 5-28" blades 103" tall	\$	29,725.30
ENG03801000161	L.E.M. 9001. 1-36" blades 36" tall	\$	21,712.90
ENG03801000149	L.E.M. 9002. 2-36" blades 60" tall	\$	29,385.40
ENG03601000001	COUPLING PLATE FOR SAW BAR TO BE USED WITH ROTATOR BUT NO TILTING	\$	139.70
ENG03801000145	COUPLING PLATE FOR L.E.M. 9002 (not suitable with tilting)	\$	1,240.80
ENG62403000003	HOSES FOR SAW BAR (ONLY WITHOUT TILTING)	\$	2,135.10
ENG62403000098	HOSES FOR SAW BAR ONLY WITHOUT TILTING (NOT SUITABLE FOR LEM 9001 + 9002)	\$	2,135.10
ENG03801000231	Saw bar with 4 discs Ø 700 mm	\$	21,919.70
ENG03800000026	DITCH CLEANERS FF50	\$	13,777.50
ENG0KT01000364	STUMP GRINDER H40S complete with hydraulic lateral movements and attachment for ILF	\$	30,116.90
ENG01301000398	ROTARY NINJA 50"	\$	24,444.20

STANDARD WARRANTY TERMS

ENERGREEN guarantees that all products are free of any workmanship and material defects at the time of despatch from the factory, and undertakes during the specified warranty period, to repair or replace free of charge, all those parts found to be defective due to poor material quality or workmanship defects, within the limits and according to the specifications of the present warranty terms.

The warranty will come into effect from the date of retail sale by Company or a Company dealer and will have a duration of a maximum of 12 months, limited to 1.500 (fifteen hundred) working hours (whichever term expires first).

The warranty will be implemented on behalf of ENERGREEN by the workshops authorised by ENERGREEN which will undertake to either repair or replace, the parts of the relative product for the entire period of warranty, at the conditions as listed below.

ENERGREEN may at any time request the return of the parts replaced under warranty on a carriage free basis. On receipt of the relative parts it reserves the right to accept or refuse replacement under warranty, after checking the same at its own premises or that of its suppliers.

A direct supplier warranty may be applied on certain product parts, the workshop entrusted to undertake the repairs will contact the supplier concerned.

The defective parts may, at the discretion of ENERGREEN, be replaced with either new parts or parts overhauled by ENERGREEN, or by its own suppliers.

The Customer is obliged, during the warranty period, to immediately contact an authorised workshop to notify any product defects found, it must also undertake programmed maintenance operations (servicing).

The User and maintenance manual is consigned with the product and it must be thoroughly read in order to ensure the correct use of the machine itself and the carrying out of the maintenance operations.

The warranty will lose validity in the event of:

- incorrect use of the vehicle, not in compliance with the instructions handbook and operating maintenance;
- the application of equipment or accessoires which fail to comply with specifications;
- use of non-original spares;
- use of lubricants not in specifications;
- failure to undertake programmed maintenance operations;
- repairs not carried out by authorised workshops;
- unauthorized electric and/or mechanical modifications.

Except in the case of fraud or serious fault of ENERGREEN, all responsibility of ENERGREEN is specifically exempted or of the retailer (dealer) of ENERGREEN, for product defects or faults, any such responsibility being replaced by the warranty indicated above. Any responsibility of ENERGREEN or its retailers (dealers) (both contractual and non-contractual) is also excluded in the event of product defects or damage (as the result of machine standstill or loss of earnings), or any costs or expenses deriving from faults, neither may it be possible to either cancel the contract or suspend (or reduce) payments, ENERGREEN obligations being limited to the repair and replacement of the parts in accordance with warranty terms.

SERVICE CONDITIONS DURING THE STANDARD WARRANTY PERIOD

The Customer is delivered this Customer warranty manual which describes the rights and obligations in relation to the purchased product, the warranty is assured by means of the Dealer/ Agent network.

As well as the Standard warranty conditions the present document also contains:

DELIVERY REPORT - Certifying that the Dealer/Agent has carried out a complete check and setting up of the product before delivery, and that it has also undertaken to supply the use and maintenance instructions described in this same manual and that it has informed the customer of the warranty terms applied.

PROGRAMMED MAINTENANCE SERVICING - During the warranty period the final Customer is obliged to notify the Dealer/Agent within the pre-established expiry date, for them to arrange programmed servicing, according to the specifications described in the User and maintenance manual and recorded in the relative register.

The programmed maintenance operations during the warranty period is subject to the following regulations:

- the maintenance operations are to be undertaken at regular fixed intervals (the first after 100 hours, the second after 500 hours and subsequently every 500 hours), with a tolerance of +/- 10% on the hour-meter reading;
- maintenance must be undertaken by authorised organisations;
- should it be necessary to substitute materials or undertake other operations that are not envisaged in the maintenance programme, standard warranty procedures will be applied;
- the cost involved in the programmed maintenance operations at 100/500/1000/1500 hours intervals will be totally at the expense of the final customer (lubricants, filtering elements, travelling expenses, travelling and working hours).

WARRANTY CERTIFICATE - Permits the implementation of the standard or special warranty terms.

The repair operations undertaken during the warranty period will be undertaken by the Dealer/Agent.

Lubricants and expendable materials are not covered by the warranty.

CUSTOMER OBLIGATIONS - In order to ensure product efficiency the final Customer undertakes to notify its dealer/agent of the following:

- eventual machine transfers outside its own zone;
- should the hour meter fail to work;
- eventual theft of the machine;
- the approach of the expiry date for undertaking the programmed maintenance;
- any defects, even minor, which may cause greater damage to the machine.



Company ID Number: 513478

THE E-VERIFY PROGRAM FOR EMPLOYMENT VERIFICATION MEMORANDUM OF UNDERSTANDING

ARTICLE I

PURPOSE AND AUTHORITY

This Memorandum of Understanding (MOU) sets forth the points of agreement between the Department of Homeland Security (DHS) and **Warrior Tractor & Equipment Co., Inc.** (Employer) regarding the Employer's participation in the Employment Eligibility Verification Program (E-Verify). This MOU explains certain features of the E-Verify program and enumerates specific responsibilities of DHS, the Social Security Administration (SSA), and the Employer. E-Verify is a program that electronically confirms an employee's eligibility to work in the United States after completion of the Employment Eligibility Verification Form (Form I-9). For covered government contractors, E-Verify is used to verify the employment eligibility of all newly hired employees and all existing employees assigned to Federal contracts or to verify the entire workforce if the contractor so chooses.

Authority for the E-Verify program is found in Title IV, Subtitle A, of the Illegal Immigration Reform and Immigrant Responsibility Act of 1996 (IIRIRA), Pub. L. 104-208, 110 Stat. 3009, as amended (8 U.S.C. § 1324a note). Authority for use of the E-Verify program by Federal contractors and subcontractors covered by the terms of Subpart 22.18, "Employment Eligibility Verification", of the Federal Acquisition Regulation (FAR) (hereinafter referred to in this MOU as a "Federal contractor with the FAR E-Verify clause") to verify the employment eligibility of certain employees working on Federal contracts is also found in Subpart 22.18 and in Executive Order 12989, as amended.

ARTICLE II

FUNCTIONS TO BE PERFORMED

A. RESPONSIBILITIES OF SSA

1. SSA agrees to provide the Employer with available information that allows the Employer to confirm the accuracy of Social Security Numbers provided by all employees verified under this MOU and the employment authorization of U.S. citizens.
2. SSA agrees to provide to the Employer appropriate assistance with operational problems that may arise during the Employer's participation in the E-Verify program. SSA agrees to provide the Employer with names, titles, addresses, and telephone numbers of SSA representatives to be contacted during the E-Verify process.
3. SSA agrees to safeguard the information provided by the Employer through the E-Verify program procedures, and to limit access to such information, as is appropriate by law, to individuals responsible for the verification of Social Security Numbers and for evaluation of the E-Verify program or such other persons or entities who may be authorized by SSA as governed



Company ID Number: 513478

To be accepted as a participant in E-Verify, you should only sign the Employer's Section of the signature page. If you have any questions, contact E-Verify at 888-464-4218.

Employer Warrior Tractor & Equipment Co., Inc.

Stanley McCracken

Name (Please Type or Print)

Title

Electronically Signed

03/01/2012

Signature

Date

Department of Homeland Security – Verification Division

USCIS Verification Division

Name (Please Type or Print)

Title

Electronically Signed

03/01/2012

Signature

Date

Information Required for the E-Verify Program

Information relating to your Company:

Company Name:	Warrior Tractor & Equipment Co., Inc.
Company Facility Address:	6801 McFarland Blvd
	Northport, AL 35476
Company Alternate Address:	P O Box 412
	Northport, AL 35476
County or Parish:	TUSCALOOSA
Employer Identification Number:	630588737



Company ID Number: 513478

North American Industry Classification Systems Code:	423
Administrator:	Warrior Tractor and Equipment Co., Inc.
Number of Employees:	100 to 499
Number of Sites Verified for:	1
Are you verifying for more than 1 site? If yes, please provide the number of sites verified for in each State:	
<ul style="list-style-type: none">ALABAMA 1 site(s)	

Information relating to the Program Administrator(s) for your Company on policy questions or operational problems:

Name:	Stanley N McCracken		
Telephone Number:	(205) 339 - 0300	Fax Number:	(205) 333 - 0101
E-mail Address:	wte024@warriortractor.com		



ENERGREEN[®] *America*
Professional Machines

ILF ALPHA 173HP

EAGLE

SELF-PROPELLED
HYDROSTATIC
MACHINES



ILF SELF-PROPELLED

SELF-PROPELLED
HYDROSTATIC MACHINES

World's strongest manufacturing steel

MY INNER +
STRENX[™]

ILF ALPHA 



Brushcutter with Multifunction Boom

Energreen presents the new self-propelled
hydrostatic machine **ILF Alpha E**.

A high-tech level machine that guarantees
high performance, safety and working flexibility.

ILF Alpha E can be equipped with
a multifunction boom which has
various attachments.

STRENGTHS

STRENGTHS



Safety and Comfort

- 90° rotating cabin certified FOPS-ROPS
- High visibility panoramic windshield
- Excellent working ergonomics
- SCD Stability Control Device



Multifunctional

- Sturdy 33 ft telescopic boom
- Several tools available
- Green maintenance, forestry work and winter viability
- Front and rear attachment for tools



Quality

- 10" LCD Display ECI
Energreen Control Interface
- John Deere 173 HP powerful engine
- EPA Tier 4f emission
- Main parts made with special steel
- Heavy Duty hydrostatic transmissions



Productivity

- Sturdy and flexible telescopic boom
- Bidirectional work
- Operation with multiple implements
- Easy and smart to use
- 360° cabin visibility



360° VISIBILITY

Complete visibility of the working environment


Visibility is an essential element for a correct and safe use
of the machine while working and moving.

Visibility has always been one of Energreen strengths!

ILF Alpha E has a comfortable and spacious cabin,
equipped with a large windshield which allows the operator
to have an efficient and total view of the work,
keeping a high level of comfort and physical wellness.
In terms of safety, the cabin is certified by FOPS-ROPS tests:
anti-tipping, against the risk of falling objects, soundproofed,
provided with an efficient cooling system, and equipped with
all that features necessary to assure the operator
a safe and comfortable working environment.

The 90° rotation of the cab makes the cut
of the grass in both directions much easier.

The rotating cabin allows the operator
to always keep the correct body posture,
avoiding stress and backpain or stiff neck,
as well as managing the work
with great comfort and care.



90° ROTATING CABIN



CABIN
FOPS-ROPS
CERTIFIED

Maximum Safety and Comfort


ILF **Alpha E** cabin is certified according to the FOPS-ROPS regulation that guarantees the protection against overturning and objects fall.

The cabin is completely isolated and efficiently air-conditioned thanks to a sealing system: soft gasket are settled on fixed and mobile glasses and the cabin is mounted on elastic supports on sustain points.

In this way, this multifunction machine is suited for working in dusty and noisy environments for many hours per day, still keeping a high level of comfort.

The new control system ECI “Energreen Control Interface”

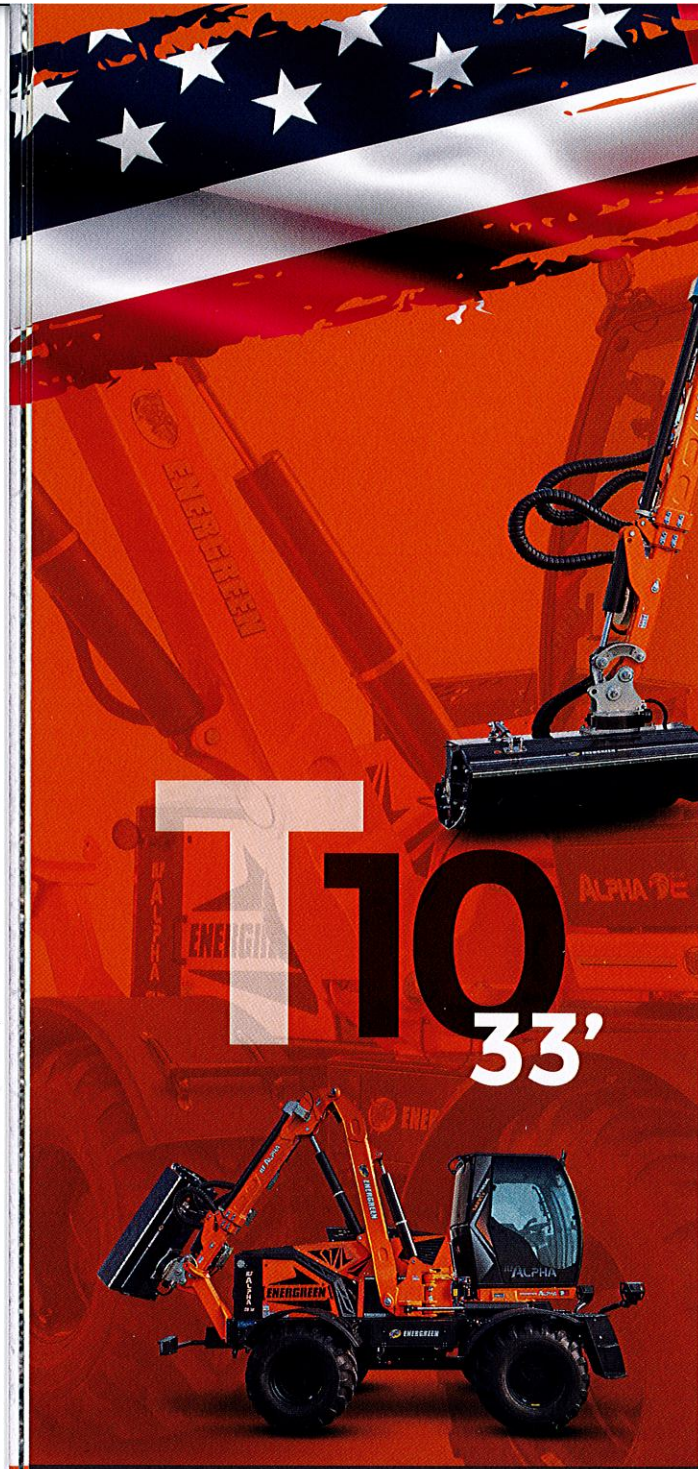
The new 10” colors display (1) together with the button panel and the Joystick create the new ECI system “Energreen Control Interface”, exclusive by Energreen. This system allows to control all the functions of the machine in a simple and intuitive way, allowing also the customization of the screens based on the operator preferences. The new ergonomic Joystick (2), integrated into the seat with emergency stop button (3) and buttons for movements of front lifter (if present), ensures the control of the boom and of the tool with ease and the maximum precision.





DISPLAY
ECI
ENERGREEN
CONTROL
INTERFACE

TELESCOPIC BOOM

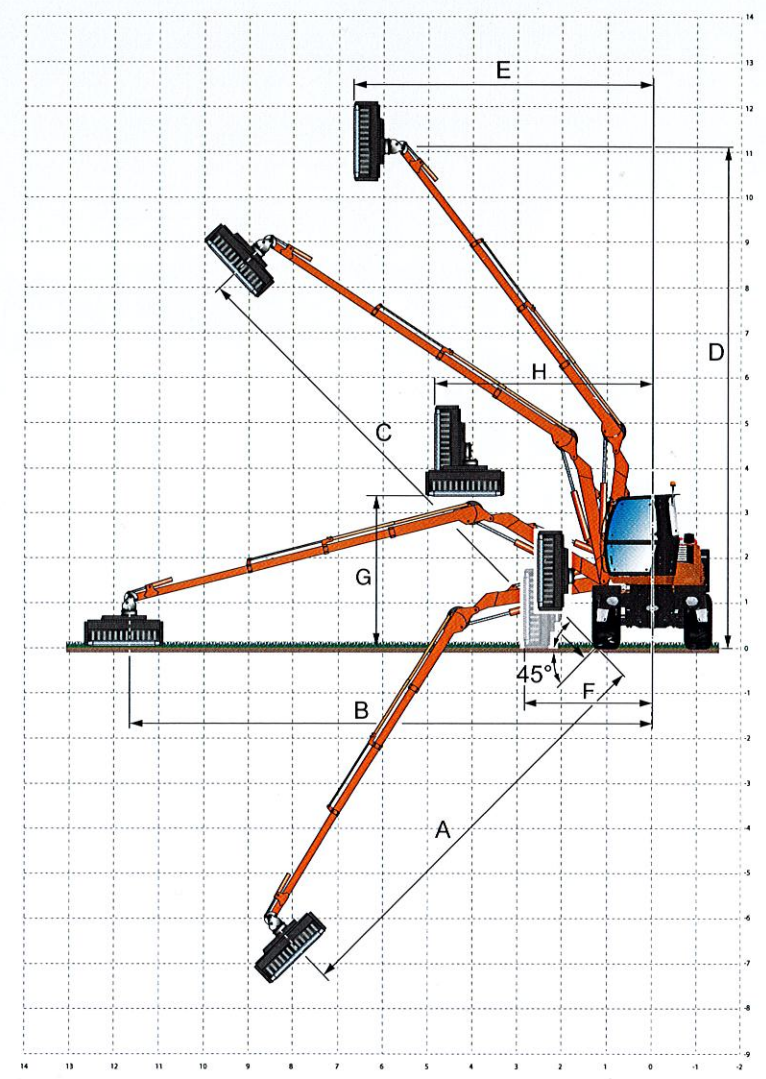


The telescopic boom **T10** is sturdy and multifunctional. It is able to safely work with every kind of attachments. This boom has been designed both for long distance activity and for working in narrow areas on the edge of the street.

Models:
T10 (33 ft)

FEATURES

- Boom up to 33 ft.
- Suitable for long distance.
- Extended boom but with compact size.
- Cutting of branches in vertical position.
- Versatile use of various tools.



A	B	C	D	E	F	G	H
25' 7"	32' 9"	31' 1"	31' 8"	16' 7"	8' 6"	9' 1"	15' 2"

All dimensions are to be considered with a 59" NEW SPEED flail head in the most extreme fixing position.

Technical and construction specifications may be subject to change without prior notice.



ATTACHMENTS


THE SUITABLE TOOL FOR EVERY JOB




NEW SPEED
47"
FLAIL HEAD




NEW SPEED
59"
FLAIL HEAD



FORESTRY HEAD
FORESTRY HEAD
WITH FIXED TEETH



ROTARY MOWER



SAW BAR
CUTTER DISCS BAR




CUTTER BAR



POWER SHEARS



IRON BRUSH



DITCH CLEANER



**ORANGE
PEEL GRAPPLE**



TRUNK PINCERS



FORC-ONE




EXTRA TRUNK
PRUNING SCISSORS-PINCERS



STUMP GRINDER



ROTATOR UNIT
ROTATOR UNIT FOR 180° ATTACHMENTS ROTATION




ATTACHMENTS

ENGINE

John Deere Power Engine

ILF ALPHA E



JOHN DEERE

JOHN DEERE 4.5

ILF Alpha E is equipped with a 4-stroke engine

John Deere 4.5 with 173 HP (129 kW),
4-cylinder inline engine with liquid-cooled,
external exhaust gas recirculation and EPA Tier 4f emissions.

The powerful Common Rail injection system with high pressure
with 2 valves per cylinder and the electronic engine control (EMR)
with intelligent link to the drive management ensures optimum
engine performance at low fuel consumption.

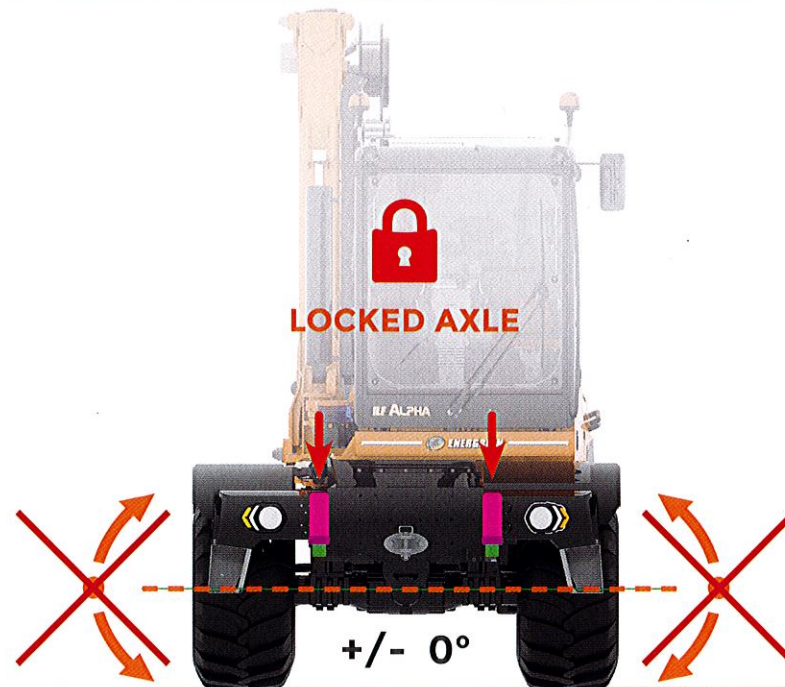
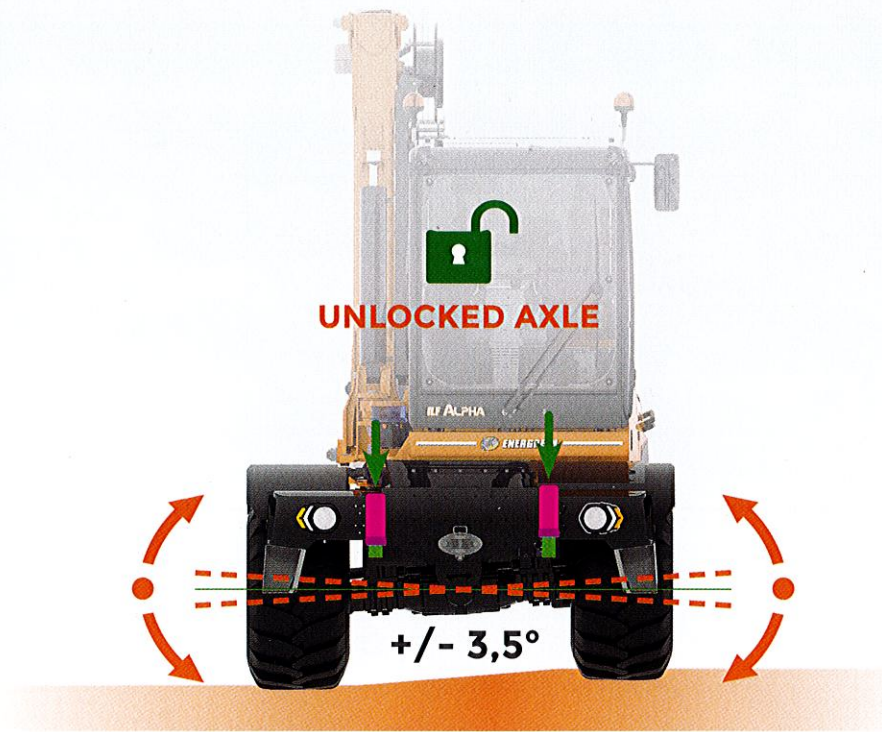
- Minimum consumption of fuel compared to competitors.
- Technical support and diagnosis provided by John Deere's worldwide service network.

EASY ACCESS
FOR MAINTENANCE




STABILITY

Stability Control Device



The **Stability Control Device*** allows to lock the front axle oscillation, increasing the stability of the machine, in order to guarantee the maximum level of performance and safety for the operator. This plus is composed by two hydraulic jacks fixed on the chassis of the machine and controlled by the innovative ECI system inside the cab.

* If the machine is Easy Ride, refer to the previous page for the operation of the SCD system.





2 STEERING
WHEELS



4 STEERING
WHEELS
CONCENTRIC



4 STEERING
WHEELS
PARALLEL



Agility and Accuracy in the Movements

The polyvalent soul of this machine is highlighted also from the 4-wheel drive traction system, all steering, hydraulically configurable from the cab control in 3 different operating modes:

- **2 front steering wheels**, for the maximum agility on road movement.
- **4 steering wheels**, a system that halves the turning range of the machine, ideal for working in narrow areas.
- **4 parallel steering wheels (crab)**, useful for moving special tools or for moving away from an obstacle.

TIRES

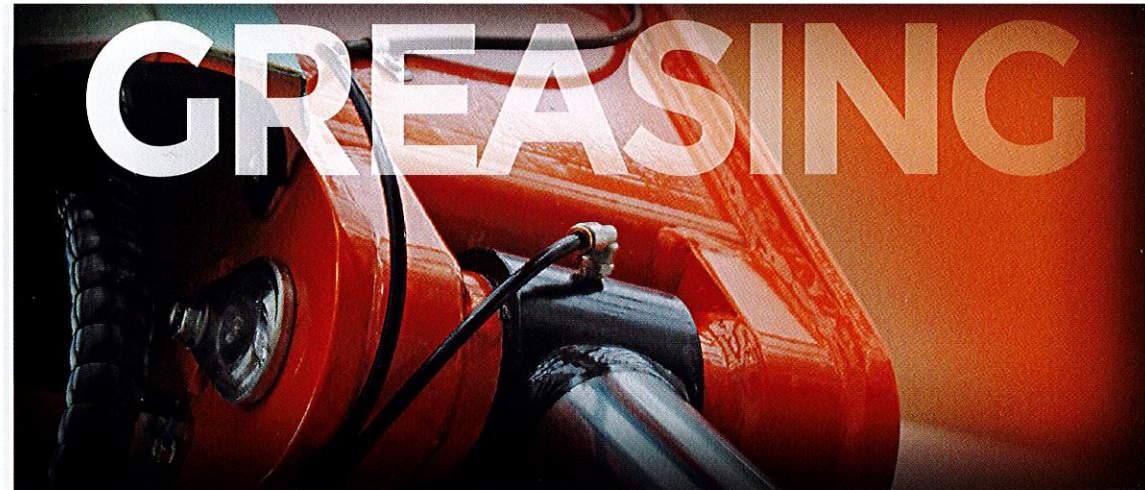


OPTION A
ALLIANCE 331
600/50 R 22,5



OPTION B
NOKIAN 159D
600/50 R 22,5

GREASING



AUTO LUBE **Automatic greasing system**

The **AUTO LUBE** system is built with an electric greasing pump, electronically controlled, that allows to work independently and to be programmed to ensure the best grease of pins and bushing of the boom, of hydraulic cylinders, of the cab rotator unit and axles. Moreover, this system allows an important reduction of maintenance hours.



ACCESSORIES



**Integrated strong steps
for easily access in the cabin**



**Retractable folding step
for easily access at maintenance**




Special USA lights



Passenger seat



**Roof window with safety grill,
sunshade and windshield wiper**



Adjustable steering wheel



Left mirror

CABIN

Rotating cabin	Up to 90°
Steering wheel	Adjustable
Joystick	Electronic
Air conditioning	Electronic
Rear glasses	Darkened anti UV
Cabin door	Partially openable upper part
Adjustable seat	Air suspension
Power socket	12 V
Battery switch	Automatic
Cabin homologation	FOPS-ROPS

ENGINE

Brand	John Deere 4.5 4045CI
Type	4 Cylinders Diesel
Power	173 HP
Injection	Common Rail - 4 valves
Exhaust emissions	EPA Tier 4f
Alternator	200 A.
Pre-heating air engine intake	
Air intercooler radiator	
Reinforced cooler radiator	
Self-cleaning reversible fan	
Fuel tank capacity	65 gal
AdBlue capacity	6 gal

DIMENSIONS AND WEIGHT


A Length	213 in
B Width	99 in
C Height	155 in
D Wheelbase	98 in
Machine weight without attachments	28660 lbs

HYDRAULIC SYSTEM

Closed circuits	
Cutting heah	Piston
Translation pump	Piston
Open circuits	
Boom movement	Gear
Brakes system	Gear
Steering system	Gear
Hydraulic distributor	6 sections
Oil flow attachment	42 gal/min
Oil pressure attachment	4206 psi

TRASMISSION AND BRAKES

Transmission	Hydrostatic
Traction	4WD
Speed variation	0 - 24 mph
Manual gearbox	2 gears
Wheel alignment	Electronic
Front axle	Oscillating
Front axle block	Hydraulic
Steering axles	2 axles
Front axle block	100%
Rear axle block	100%
Parking brake	Negative
Service brakes	8 discs





ILF ALPHA 



ENERGREENAMERICA.COM



SELF-PROPELLED HYDROSTATIC MACHINES



Local dealership



ENERGREEN America • 227 Trade Ct. • Aiken • SC 29805 • USA
Phone 470 989 2600 • info@energgreenamerica.com
www.energgreenamerica.com

PROFESSIONAL MACHINES AND ATTACHMENTS

