

**BID SUBMITTAL FORM**  
**Alabama County Joint Bid Program**

**Heavy Equipment – Bid Item: TRACK-MOUNTED EXCAVATOR - OPTION C-2**

Company Name: Warrior Tractor & Equipment Company, Inc.

Address: 6801 McFarland Blvd, Northport, AL 35476

Bid Submitted by: David Schafer  
(Name of company representative)

Title: Sales Manager E-mail address: dschafer@warriortractor.com

Phone: 205-339-0300 Fax: 205-333-0101

By submitting this bid, we agree:

Initials

The equipment model number identified below meets the bid specs for this bid item

DS

That the bid price will be honored for all counties for the period from **January 1, 2026** to **June 30, 2026**.

DS

The equipment will be delivered at the bid price to all counties participating in the joint bid program

DS

The company representative listed above will be the contact person for purchasing this bid item under the joint bid program

DS

The bid is accompanied by a current catalog or model specification document for the model number identified below

DS

The bid is accompanied by a copy of the manufacturer's standard warranty as required in the bid specifications

DS

The bid includes the E-Verify documentation required by Alabama law

DS

We comply with, and if awarded the contract, we will comply with, the requirements of Section 41-16-50 and Sections 41-16-160 to -166, Code of Alabama 1975.

DS

If awarded the bid, a performance bond will be provided upon request

DS

The bid documents include the **Manufacturer's Suggested Retail Price Sheet (MSRP) for the Standard Machine**

DS

## TRACK-MOUNTED EXCAVATOR OPTION C-2

Total Bid Price for Standard Machine: \$ 221,708.00


(Total Bid Price for Standard Machine Includes Freight Preparation, Delivery and Standard Warranty Costs) \*

Freight Preparation and Delivery: \$ 7,250.00  
(Included in Standard Machine Bid Price)

Manufacturer's Suggested Retail Price for Standard Machine: \$ 290,788.00

Equipment Model #: John Deere 160 P-Tier Excavator

Description: Track Excavator C-2

Signature of company representative submitting bid: 

Title: Sales Manager

\* **NOTE:** Award will be made based on the total cost of the **Standard Machine**. The total cost of the standard machine is to include freight preparation, delivery and standard warranty cost. Freight preparation and delivery will be excluded from the total bid price of the standard machine in determining the percentage discount for any available options.

## BID SUBMITTAL FORM: OPTION COST SHEET TRACK-MOUNTED EXCAVATOR OPTION C-2

By submitting this bid, we agree:

To offer any available options at the percent difference between the Manufacturer's Suggested Retail Price Sheet and the actual bid price on the Standard Machine\*

OK

The bid documents include the Manufacturer's Suggested Retail Price Sheet (MSRP) with **any available Options** for the Standard Machine

OK

Equipment Model #: John Deere 160 P-Tier Excavator

Description: Excavator C-2

Signature of company representative submitting bid:

David K. Schy

Title: Sales Manager

**\*Note:** The percent difference between the **Manufacturer's Suggested Retail Price Sheet (MSRP)** for the standard machine as specified by these **Bid Specifications** and the actual price bid by the vendor will be calculated to determine the percentage discount to be applied to any available options. The bid price of the freight preparation and delivery cost shall be excluded in determining the percentage discount to be applied to available options. Any individual county may choose to add any available option to the standard machine at the percentage discount at the time of purchase.



# **BID SPECIFICATIONS FOR TRACK-MOUNTED EXCAVATOR OPTION C-2**

## **GENERAL**

These specifications shall be construed as the minimum acceptable standards for a track mounted hydraulic excavator with long undercarriage. Should the manufacturer's current published data or specifications exceed these standards, the manufacturer's standards shall be considered minimum and shall be furnished. All integral parts not specifically mentioned in the scope of these specifications that are necessary to provide a complete working unit shall be furnished. Additionally, the machine offered for bid shall include all standard manufacturers' equipment. The excavator must be a new current production model and shall meet all EPA and other applicable standards at the time of manufacture.

Use of specific names and numbers in the specifications is not intended to restrict the bidder or any seller or manufacturer but is intended solely for the purpose of indicating the type, size and quality of equipment considered best adapted to the uses of the counties participating in this joint bid.

## **BID SUBMITTAL FORM**

Each bidder must submit his or her bid on the bid submittal form included in the invitation to bid package. All written warranties to be submitted shall be attached to the bid submittal form.

## **BID PRICE**

The price bid shall include all destination charges, delivery charges, title fees, rebates, and all other applicable costs and refunds.

## **MANUALS**

Each unit shall be provided with one (1) copy of the operator's manual, one [1] repair manual, and one (1) copy of the current parts manual. Units will not be accepted for delivery until the manuals as outlined above are received by the purchaser.

## **REPLACEMENT PARTS AVAILABILITY**

Parts must be available for 5 years or 7,500 hours of use for the piece of equipment. If any replacement parts are not delivered within three (3) working days of an order being placed, the bidder will deliver an equivalent machine for the county to use at no cost to the county until such time as the parts are delivered to the county so it can affect repairs to its machine.

## **WARRANTY**

Bidders shall submit a copy of the manufacturer's standard warranty. Warranty shall include service response time of maximum of 36 hours within notification by county.

Yes X No       
Page#           
or  
Attachment X



### **WEIGHT**

Minimum 39,000 lbs. equipped with minimum 28-inch-wide track shoes.

Yes X No \_\_\_\_  
Page # 7

Maximum 40,000 lbs. equipped with minimum 28-inch-wide track shoes.

Yes X No \_\_\_\_  
Page # 7

### **ENGINE**

Four Cylinder, turbocharged, minimum 269 cubic inch displacement diesel engine capable of a minimum 115 net horsepower.

Yes X No \_\_\_\_  
Page # 6

**Engine shall be designed and manufactured by the equipment manufacturer.**

Yes X No \_\_\_\_  
Page # 6

### **UNDERCARRIAGE**

Track length shall be minimum 12' 10".

Yes X No \_\_\_\_  
Page # 8

Track shoe width shall be minimum 28" (Triple grouser Shoes)

Yes X No \_\_\_\_  
Page # 8

Minimum seven (7) track rollers per side.

Yes X No \_\_\_\_  
Page # 6

Minimum two (2) carrier rollers per side.

Yes X No \_\_\_\_  
Page # 6

### **CAPACITIES**

Fuel Tank Capacity – 75 gallon minimum

Yes X No \_\_\_\_  
Page # 7

Hydraulic Tank Capacity – 28 gallon minimum

Yes X No \_\_\_\_  
Page # 7

Engine Coolant – 6 gallon minimum

Yes X No \_\_\_\_  
Page # 7

### **BOOM AND STICK**

One piece boom with minimum 16' 9" length

Yes X No \_\_\_\_  
Page # ATTACH

Stick shall be a minimum 8' 6" long

Yes X No \_\_\_\_  
Page # 7

## DIMENSIONS

Reach at ground level – 28' 7" minimum

Yes x No \_\_\_\_  
Page # 7

Lifting Capacity at ground level, 15' over front of machine shall be a minimum 15,250 lbs.

Yes x No \_\_\_\_  
Page # 9

Lifting Capacity at ground level, 15' over side of machine shall be a minimum 9,150 lbs.

Yes x No \_\_\_\_  
Page # 9

Bucket breakout force – minimum 26,000 lbs. \*\* 23,598 lbs \*\*

Yes \_\_\_\_ No x  
Page # 7

Stick digging force – minimum 17,500 lbs.

Yes x No \_\_\_\_  
Page # 7

## BUCKET

**Standard with no bucket. Buckets will be considered optional attachment's.**

## HYDRAULICS

Hydraulic pump output shall be a minimum of 78 GPM

Yes x No \_\_\_\_  
Page # 6

## CAB

Enclosed ROPS cab:

Yes x No \_\_\_\_  
Page # 11

Heater

Yes x No \_\_\_\_  
Page # 11

Factory installed air conditioning

Yes x No \_\_\_\_  
Page # 11

AM/FM radio

Yes x No \_\_\_\_  
Page # 11

Suspension seat

Yes x No \_\_\_\_  
Page # 11

# 160 P-Tier Excavator



04-Nov-2025

Code	Description	QTY	List Price
04D0FF	160 P-Tier Excavator	1	US\$282,260.00 USD

## 160 P-tier Standard Equipment

### HYDRAULICS:

Open Center, Load Sensing with Variable Displacement Pumps  
Hydraulic Pilot Controls  
Axial Piston Swing Motor  
Multiple Wet Disk Swing Brake  
Auxiliary Valve Section  
Adjustable Flow for Attachments Through Monitor  
Boom and Arm Reduced Drift Valves  
Power Boost  
Auto Power Lift  
Hydraulic Tank Site Gauge  
5,000 Hour Hydraulic Oil Change Interval  
Hydraulic Oil Sampling Valve  
Inline DEF Filter

### UNDERCARRIAGE:

Two Speed Propel with Auto-Shift  
Axial Piston Propel Motors  
Propel Motor Shields  
Planetary Final Drives  
Sealed Track Chain  
Front and Center Track Guides  
Provisions for Tie Downs  
X-Frame Car Body  
Hydraulic Track Adjuster  
Seven Lower Rollers  
Two Upper Rollers  
Spring Applied Hydraulic Released Propel Brake

### UPPER STRUCTURE:

Right, Left Mirrors(2)  
Toolbox  
Vandal Locks for:  
Cab Door  
Service Doors  
Fuel Cap  
Tool Box  
Counterweight, 7,055 lbs. (3,200 kg)  
Work Lights:  
One Mounted on Frame  
One Mounted on Boom  
Debris Screening Side Panel  
Remote Mounted Engine Oil and Fuel Filters



**FRONT ATTACHMENT:**

Steel Bushings  
Thrust Plates  
Tungsten Carbide Thermal Coating on arm to Bucket Joint  
Centralized Lubrication System  
Dirt Seals on Bucket Pins  
Less Boom  
Less Arm  
Less Bucket

**OPERATOR'S STATION:**

Adjustable Control Positions (Levers to Seat, Seat to Pedals)  
4" Arm Rests Attached to Side Consoles  
Pilot Control Shut-Off Lever  
Short Stroke, Low Effort Pilot Levers  
Switches for Auxiliary Hydraulic Control on RH Pilot Lever  
Deluxe Adjustable Cloth Seat with Suspension, Reclining Backrest, Headrest, and Adjustable Lumbar Support  
Multifunction, Color LCD Monitor System with:  
Diagnostic Capability  
Systems Monitoring Capability  
Multiple Language Capability  
Maintenance Tracking  
Control Pattern Changer  
Engine Coolant Temperature Gauge  
Engine Coolant Temperature Warning Indicator with Audible Alarm  
Engine Oil Pressure Warning Indicator with Audible Alarm  
Fuel Gauge with Low Fuel Indicator  
Diesel Exhaust Fluid Gauge  
Work Mode Indicator  
Auto Idle Indicator  
Alternator Charge Indicator  
Air Filter Restriction Indicator  
Fault Code Alert Indicator  
Check Engine Indicator  
Wiper Mode Indicator  
Work Lights On Indicator  
Fuel Rate Display  
Clock  
Hour Meter  
Mode Selection:  
One Work Mode  
Three Power Modes  
Numerous Attachment Modes  
Auto-Climate Control/Air Conditioner, Heater with Pressurizer  
AM-FM Radio  
USB Charge Port  
Pilot Lever Lock  
Rear View Camera  
Machine Information Center (MIC)  
Windshield Wiper/Washer with Intermittent Speed  
12V-60W, 5 Amp Cell Phone Power Outlet  
3 In. Retractable Seat Belt  
Tinted Safety Glass  
Hot/Cold Box Compartment  
Horn  
Two Cup Holders  
Interior Light  
Coat Hook  
Floor Mat  
Motion Alarm with Cancel Switch  
Transparent Tinted Roof Hatch with Sunshade  
Four Fluid-Filled Elastic Mounts

## Basic Factory Options - Required

### Destination Codes

0202	United States	No Added Cost
------	---------------	---------------

### Operator's Manual and Decals

0259	English	No Added Cost
------	---------	---------------

### Trim Packages

0601	Level 1	No Added Cost
------	---------	---------------

Includes:

- Seat, Standard Mechanical
- Standard Front LED Worklights

0602	Level 2	US\$1,722.00
------	---------	--------------

Includes:

- Seat, Heated Air-Suspension
- Standard Front LED Worklights

0603	Level 3	US\$4,629.00
------	---------	--------------

Includes:

- Seat, Heated Air-Suspension
- Deluxe Front LED Worklights
- Chrome Exhaust

0604	Level 4	US\$5,920.00
------	---------	--------------

Includes:

- Seat, Premium Leather – Thermal Heating and Active Cooling
- Deluxe Front LED Worklights
- Chrome Exhaust

---

#### Vision System

1100	Rear Camera System	(US\$1,443.00)
------	--------------------	----------------

---

1101	Right, Rear and Left Camera System	No Added Cost
------	------------------------------------	---------------

Includes:  
- Right, Rear and Left LED Lighting

---

1103	Right, Rear and Left Camera System w/Bucket Camera	US\$2,741.00
------	--	--------------

Includes:  
- Right, Rear and Left LED Lighting  
- Bucket Camera System

---

#### Machine Connectivity

170K	JDLink™	No Added Cost
------	---------	---------------

Includes integrated cab wiring harness, antenna, and JDLink Modem (MTG).

JDLink connectivity is enabled separately through the JDLink website. Connectivity service is subject to country availability.

---

#### Grade Systems

2000	Less Grade Reference Ready Mounts	No Added Cost
------	-----------------------------------	---------------

---

#### Engine

4070	John Deere PowerTech PSS 4.5L meets FT4/EU Stage IV Emissions	No Added Cost
------	---	---------------

---

#### Boom

6665	Less Boom, Less Boom Cylinders	(US\$16,631.00)
------	--------------------------------	-----------------



Recommend: Hyd. Filter Restriction Indicator Kit

---

6666	Less Boom with Boom Cylinders with plumbing to Main Frame	(US\$6,230.00)
------	---	----------------

Boom Not Included  
Recommend: Hyd. Filter Restriction Indicator Kit

---

6667	One Piece Boom w/Arm Cyl. and Plumbing	No Added Cost
------	--	---------------

5.1 M (16 ft 8 in) Boom

---

Arm

6715	Less: Arm	(US\$11,325.00)
------	-----------	-----------------

If bucket is desired, must order attachment separately  
Recommend: Hyd. Filter Restriction Indicator Kit and Indicator Coupler

---

6717	Arm: Standard	No Added Cost
------	---------------	---------------

2.6 M (8 ft 6 in) Arm with Bucket Cylinder and Linkage

---

6719	Arm: Long	US\$1,608.00
------	-----------	--------------

3.1 M (10 ft 2 in) Arm with Bucket Cylinder and Linkage

---

Auxiliary Hydraulics

7000	Less: Auxiliary Hydraulics	(US\$6,026.00)
------	----------------------------	----------------

---

7001	Auxiliary High-Flow Lines with AFL and Auxiliary Relief Pressure Adjustment	US\$5,370.00
------	---	--------------

Includes:  
- Combination auxiliary hydraulic piping with dedicated stop valves for each attachment.  
- Auxiliary Function Lever (AFL) right-hand joystick for electronic proportional auxiliary control.  
- Ability to set, confirm, and adjust the auxiliary relief pressure for an attachment.

#### Hydraulic Coupler Ready

7040	Less: Hydraulic Coupler Ready	No Added Cost
------	-------------------------------	---------------

---

7041	Hydraulic Coupler Ready Lines and Controls	US\$3,337.00
------	--	--------------

- Adds dedicated hydraulic lines and control circuit for hydraulic quick coupler installations.

---

#### Track Shoes

5702	600mm (24 in) Steel Track with Triple Semi-Grouser Shoes	(US\$1,160.00)
------	--	----------------

---

5707	700mm (28 in) Steel Track with Triple Semi-Grouser Shoes	No Added Cost
------	--	---------------

Recommended for general conditions and soft terrain.

---

#### Buckets

7800	Less: Bucket	No Added Cost
------	--------------	---------------

---

7813	36 In. Heavy Duty Bucket w/ Teeth	US\$9,601.00
------	-----------------------------------	--------------

36 Inch (900mm) 0.86 Cubic Yard (0.66 Cubic Meter) Heavy Duty Bucket.  
Includes Five (5) TK300 Series Teeth.

---

7814	42 In. Heavy Duty Bucket w/ Teeth	US\$9,953.00
------	-----------------------------------	--------------

42 Inch (1050mm) 1.04 Cubic Yard (0.80 Cubic Meter) Heavy Duty Bucket.  
Includes (5) TK400 Series Teeth.

---

7815	48 In. Heavy Duty Bucket w/ Teeth	US\$10,983.00
------	-----------------------------------	---------------

48 Inch (1220mm) 1.22 Cubic Yard (0.93 Cubic Meter) Heavy Duty Bucket.  
Includes Six (6) TK400 Series Teeth.

---

## Basic Factory Options - Optional

### Filter

8124	Fuel Filter, Severe-Duty	US\$188.00
	Recommended for harsh conditions.	

### Single Pedal Propel

8261	Single Pedal Propel	US\$2,432.00
	Additional pedal for tracking both tracks simultaneously in the same direction	

### Shipping Preparation

8262	Special Export Preparation-- Do not install front for shipping	No Added Cost
------	--	---------------

### Cold Weather Package

8500	Cold Weather Package	US\$646.00
	Includes Engine Block Heater	

### Debris Package

8501	Debris Package	US\$2,691.00
	Includes Reversing Variable Speed Fan Drive - Reversing fan features selectable intervals and manual override.	

## Field Installed Attachments - Optional

### Operator Environment

BYT11141	Full Length Front Guards	US\$3,509.00
----------	--------------------------	--------------

### Hydraulics



AT390776	Single Pedal Propel Kit	US\$2,143.00
AT445803	Hydraulic Filter Restriction Indicator Kit	US\$797.00
BYT13140	Auxiliary High-Flow Lines for 3.1 M Long Arm	US\$4,657.00
BYT13479	Right Handle Joystick for Aux Hydraulic Control	US\$300.00
BYT13228	Control Solenoids for 2-Way Auxiliary Hydraulics	US\$1,000.00
Guards		
AT390802	Cab FOPS Guard	US\$4,680.00
G.R.Mfg.		
AT430878	Counterweight, Bottom Mount, 1500 lbs.	US\$8,234.00
ETN210311	Front Window Guard, Polycarbonate	US\$3,982.00
Hydraulic Couplers		
AT452017	Hydraulic Quick Coupler (Non-Variable type) - Coupler and Controls Kit	US\$10,899.00

BYT11627	Hydraulic Quick Coupler Controls Kit, (Variable-type Pin-Grabber) - Controls Kit Only	US\$1,774.00
BYT12948	Hydraulic Quick Coupler (Variable-type Pin-Grabber) 160 - Coupler Only	US\$8,791.00
BYT13149	Hydraulic Coupler Ready - Variable Type Pin-Grabber Coupler, Install Included, 160 Size Excavator	US\$9,355.00
BYT12889	Hydraulic Coupler Ready Pressure Reducing Valve	US\$1,000.00
Overall Vehicle		
BYT11005	Vandal Cover Kit	US\$3,053.00
Buckets, Side Cutters		
AT342512	Side-Cutter Kit, 3 inch	US\$1,154.00
Buckets, Heavy-Duty		
BYT11152	24 In (610 mm), 0.47 yd3 (0.36 M3) Heavy-Duty Bucket	US\$6,799.00
BYT11153	30 In (762 mm), 0.64 yd3 (0.49 M3) Heavy-Duty Bucket	US\$7,039.00
BYT11154	36 In (914 mm), 0.81 yd3 (0.62 M3) Heavy-Duty Bucket	US\$7,681.00

BYT11155	42 In (1067 mm), 0.99 yd3 (0.76 M3) Heavy-Duty Bucket	US\$7,962.00
BYT11156	48 In (1220 mm), 1.17 yd3 (0.89 M3) Heavy-Duty Bucket	US\$8,786.00
Hydraulic Thumb Kits		
BYT13084	Hydraulic Thumb Kit, Progressive, 160 Size Excavator	US\$11,469.00
BYT13085	Hydraulic Thumb Kit, Progressive for Couplers, 160 Size Excavator	US\$12,005.00
BYT13082	Hydraulic Thumb Kit, Direct, 160 Size Excavator	US\$9,263.00
BYT13083	Hydraulic Thumb Kit, Direct for Couplers, 160 Size Excavator	US\$9,649.00
Hydraulic Thumb Kits - Installed		
BYT12818	Hydraulic Thumb, Progressive, Install Included, 160 Size Excavators	US\$14,743.00
BYT12817	Hydraulic Thumb, Direct for Coupler, Install Included, 160 Size Excavators	US\$12,923.00
BYT12816	Hydraulic Thumb, Direct, Install Included, 160 Size Excavators	US\$12,537.00
BYT12819	Hydraulic Thumb, Progressive for Coupler, Install Included, 160	US\$15,279.00



## Size Excavators

---

Manufacturer's Suggested List Price shown. Retail prices may vary by dealer. Unless stated otherwise, taxes, freight, setup, delivery and other dealer specific charges not included in the pricing. Options/items noted with anything other than price will have additional costs. Pricing, availability, and specifications subject to change without notice. Special program pricing may be available on certain models. See dealer for details. Prices are shown in USD unless otherwise noted.



## STANDARD WARRANTY FOR NEW JOHN DEERE CONSTRUCTION, COMPACT CONSTRUCTION (CCE), FORESTRY AND UTILITY PRODUCTS US & CANADA

- **Construction & Forestry Products:** 12 months/unlimited hours (whichever occurs first) Full Machine Standard Warranty
- **Compact Construction Equipment (CCE) Products:** 24 months or 2000 hours (whichever occurs first) Full Machine Standard Warranty
- **C&E Series Pull-Type Scrapers:** 6 months Full Machine Standard Warranty
- **DC & DE Pull-Type Scrapers:** (Model year 2024 and newer) 12 months Full Machine Standard Warranty; 36 months or 10,000 hours (whichever comes first) StructurALL Warranty
- **Scraper Tractors:** 24 Months or 2000 Hours (whichever occurs first) Full Machine Standard Warranty
- **Forestry Attachments:** 12 Months or 2000 Hours (whichever occurs first) Full Machine Standard Warranty

The "Standard Warranty" is part of the warranty protection package available from John Deere Construction & Forestry Company (John Deere Limited in Canada) ("John Deere") to purchasers of new John Deere products ("product"):

**STANDARD Warranty** is John Deere's standard new product warranty, described in this document, provided at no additional charge to the purchaser.

**EXTENDED Warranty** is a separate repair contract made available by John Deere for purchasers who wish to complement their Standard Warranty coverage. Complete Extended Warranty details, including coverage options and limitations, are set forth in the Application for Extended Warranty, which is available from authorized John Deere dealers.

**STRUCTURALL Warranty** applies to certain structural components as listed below and as described in this document.

**FACTORY-INSTALLED UNDERCARRIAGE Warranty** applies to certain undercarriage components as listed below and as described in this document.

### A. STANDARD WARRANTY - GENERAL PROVISIONS

John Deere will repair or replace, at its option, any parts (except those specified below) of a new John Deere product that, as delivered to the original retail purchaser(s), are defective in material or workmanship. Performance of this warranty will be free of charge for parts and labor, except as otherwise stated below. Standard Warranty applies only to purchases from John Deere and authorized John Deere dealers and, except as otherwise provided in the next sentence and section L below, is extended only to the original retail purchaser of the product. Remaining Standard Warranty applicable to a used John Deere product is transferred to a subsequent purchaser of the product only if the subsequent purchaser requests a transfer from an authorized John Deere dealer before the product's Standard Warranty expires. Coverage begins on the date of delivery of the product to the original retail purchaser. For purposes of this warranty, a product that has been rented, used for demonstration purposes for 150 or more hours, or otherwise used prior to its original retail purchase has been "used" for the total duration of such use. Warranty statements required by law covering engine emissions-related parts and components are found on a separate written warranty certificate provided to the purchaser at the time of the original retail purchase.

### B. WHAT IS COVERED BY STANDARD WARRANTY

All parts of a new John Deere product (except those noted in Sections D and E below) are covered during the Standard Warranty period set out above.

### C. EXCLUSIVE REMEDY

The repair or replacement of covered parts or components that are defective, as provided in Sections A, B, D.2 and D.3 herein, shall be the purchaser's exclusive remedy for any defect in the product. However, if after repeated attempts such repair or replacement fails to correct the performance problem caused by the defect, the purchaser's sole remedy shall be a refund of the amount paid for the product (in exchange for a return of the product), excluding any transportation charges, license fees, taxes and insurance premiums, and less a reasonable allowance for use of



the product prior to its return. In no event will the dealer, John Deere or any company affiliated with John Deere be liable for any incidental or consequential damages, including but not limited to loss of profits, rental of substitute equipment or other commercial loss. Correction of defects in the manner provided above shall constitute fulfillment of all liabilities of the Dealer, John Deere, or any company affiliated with John Deere to the purchaser or any other person, whether based upon contract, tort, strict liability, or otherwise. This limitation does not apply to claims for personal injury.

#### **A. ITEMS COVERED SEPARATELY -**

1. Standard Warranty does not apply to batteries, radios, tires, cameras, or to Cummins, MTU or Detroit Diesel Engines installed in John Deere products, which are covered by separate written warranties.
2. Factory-Installed Undercarriage Warranty covers all non-rubberized factory-installed undercarriage wear components for 3 years or 4,000 hours from the date of delivery to the original retail purchaser, whichever occurs first (unless terminated earlier under Section F, below). For purposes of this warranty, a product that has been rented, used for demonstration purposes for 150 or more hours, or otherwise used prior to its original retail purchase has been "used" for the total duration of such use. In addition to the items listed in section E below, Factory-Installed Undercarriage Warranty does not cover: failures due to wear, machine application, maintenance practices, or improper machine configuration; removal and installation labor; transportation or hauling costs; unapproved parts; non-wear items; and rubberized undercarriage components such as rubber tracks. Warranty claims will be pro-rated based upon wear of the failed component and whether track shoe width is approved by John Deere. Factory-Installed Undercarriage Warranty does not apply to Scraper Tractors.
3. StructurALL Warranty for new John Deere Products (except Compact Excavators & Loaders, Skid-Steer Loaders, Compact Track Loaders, Scraper Tractors, Pull-Type Scrapers, and Forestry Attachments, which are not eligible for StructurALL Warranty) begins at the date of delivery to the original retail purchaser and ends (unless terminated earlier under Section F, below) after three (3) years, or 10,000 hours (whichever occurs first). For purposes of this warranty, a product that has been rented, used for demonstration purposes for 150 or more hours, or otherwise used prior to its original retail purchase has been "used" for the total duration of such use. **StructurALL Warranty applies only to the following structural components listed below as installed on the product at the time of original manufacture. If a particular component is not listed below it is not covered by StructurALL Warranty.**

Arm; Articulation Joint (incl. pins & bushings); Bin Frame; Boom; Carbody; C-Frame\*; Circle Frame; Coupler (John Deere built ONLY); Dipperstick; Draft Frame; Engine Frame; Equipment Frame; Grapple Arch and Grapple Boom; Loader Arm; Loader Frame; Mainframe; Moldboard Lift Arm; NeverGrease™ Pin Joints [Includes steering pin and bushing joints (standard equipment), roller elements (roller bearings) in bucket to boom joints and sliding elements (bushing) for boom and linkage joints (optional equipment)]; Rollover Protection Structure (ROPS); Side Frame; Swing Frame; Track Frame; Undercarriage Frame; X-Frame; Z-bar loader linkage (including bell crank and bucket driver link); Specialty booms and arms marketed as "heavy duty" by John Deere.

*Items Covered by StructurALL for Cut-to-Length Forestry Machines:* Front frame (welded assembly); Rear frame (welded assembly); Crane king post with basement; Middle joint frame; Cabin swing frame; Main Boom

**StructurALL Warranty does not apply to:**

1. Any product used primarily in extreme duty or severe duty applications such as but not limited to: demolition and wrecking, chemical plant (including fertilizer plants), salt mines, steel mill, land fill and transfer stations, scrap handling, scarifying and other applications that are similarly destructive or similarly heavy duty except specialty booms and arms as stated in Section D.3 above.
2. C-Frames on Crawlers equipped with root rakes or used in forestry applications unless equipped with an "extreme duty" reinforcement package.
3. Cut-to-Length Forestry Heads and Slash Bundler Units.
4. Crawlers equipped with optional side booms.
5. Cut-to-Length Forestry, Excavator, and Log Loader swing bearings.
6. Motor Graders equipped with front- or rear-mounted snow wings.



## **A. ITEMS NOT COVERED -**

John Deere is NOT responsible for the following:

1. Freight.
2. Adjustments to compensate for wear, for periodic maintenance or adjustments that result from normal wear and tear.
3. Damage caused by unapproved adjustments (electronic or mechanical) to machine or machine components outside of published specifications including but not limited to engine, hydraulic components and relief valves.
4. Program updates, calibrations, and pressure adjustments.
5. Additional Labor Time - Above Dealer Labor Rate.
6. Additional Cleaning - Above Dealer Labor Rate.
7. Rental Fees.
8. Depreciation or damage caused by normal wear or application, lack of reasonable and proper maintenance, failure to follow operating instructions, misuse, lack of proper protection during storage, vandalism, negligence, collision, expenses to seek reinstatement of warranty following theft or loss of Product, or other accidents.
9. Premiums charged for Overtime Labor.
10. Transportation to and from the dealership.
11. Travel time, mileage, or service calls by the dealer.
12. Non-John Deere components or modifications, Rotobec grapples, and attachments installed aftermarket.
13. Shop supplies and maintenance items such as, but not limited to: filters, fuels, oil, hydraulic fluid, lubricants, coolants, conditioners, shop towels, cleaners and degreasers.
14. Torn, cut, or worn hoses.
15. Wear items, such as, but not limited to: body liner, belts, blades, bulbs, lubricated joints (including pins and bushings), dry brakes, brake linings, dry clutch linings, saw blades, chains, skidder grapple shocks, color marking nozzles, and articulation bumpers.
16. Items such as cutting-edge parts, delimbing knives, bucket teeth and rubber track are not warranted for depreciation or damage caused by normal wear, lack of proper maintenance, misuse, failure to follow operating instructions, the elements or accident.
17. Any defect in a non-covered component, or damage to or failure of a covered component caused by a defect in a non-covered component.
18. Secondary damage which occurs from continued operation of a product after recognition of the occurrence of a failure.
19. Parts supplied by or repairs, maintenance or modifications performed by someone other than an authorized John Deere dealer, including any damage caused by such use of parts, repairs, maintenance, or modifications not performed by an authorized John Deere dealer.
20. The use of "track type" tire chains on Feller Bunchers and Skidders is an unapproved modification. Warranty will be void on these machines using "track type" tire chains.
21. Topping off fluids when fluid levels fall in the range between low and full
22. Parts/Kits not ordered on machine and installed aftermarket. These parts will be covered by any applicable parts warranty.
23. Attachments installed aftermarket – i.e., Winch not installed at factory.
24. Custom options installed outside the factory – i.e., G.R. Manufacturing option packages.
25. Used Products (except as otherwise provided in section L below).
26. Lost or stolen Products.

## **B. TERMINATION OF WARRANTY-**

John Deere is relieved of its obligations under Standard Warranty, StructurALL Warranty, Factory-Installed Undercarriage Warranty and/or Extended Warranty if:

1. The product is modified or altered in ways not approved by John Deere; or
2. Any unapproved or improperly sized attachment is installed on the product. Approval and attachment size shall be at John Deere's sole discretion. (Consult dealer prior to installing attachments or product modification).
3. The product is moved outside the US and/or Canada.



#### **A. PARTS REPLACED UNDER WARRANTY -**

Only new or remanufactured parts or components furnished or approved by John Deere, will be used if John Deere elects to repair the product. If any such part or component is defective in material or workmanship when installed in the product, John Deere will repair or replace, as it elects, such defective part or component, provided the defect is reported to an authorized John Deere dealer within 90 days of installation or before expiration of the applicable Standard Warranty, Factory-Installed Undercarriage Warranty and/or StructurALL Warranty whichever is later.

#### **B. TELEMATICS**

*NOTICE: Products may be equipped with telematics hardware and software ("Telematics") that transmit data to John Deere/ Dealer. Purchaser may deactivate Telematics at [www.jdlink.com](http://www.jdlink.com).*

Notwithstanding Purchaser's right, title or interest in the Products, Purchaser agrees that John Deere and Dealer (their affiliates, successors and assigns), without further notice to Purchaser have the right to:

1. Access, use, collect and disclose any data generated by, collected by, or stored in, Products or any hardware or devices interfacing with Products ("Machine Data");
2. Access Machine Data directly through data reporting devices integrated within, or attached to, Products, including Telematics ("Data Reporting Systems"); and
3. Update the Data Reporting Systems software from time to time. Machine Data will only be used in accordance with John Deere's Machine Data Policy, located at [www.JohnDeere.com/MachineDataPolicy](http://www.JohnDeere.com/MachineDataPolicy).

#### **C. OBTAINING WARRANTY SERVICE -**

To obtain warranty service, the purchaser must request warranty service from a John Deere dealer authorized to sell the product to be serviced. When making such a request, the purchaser must present evidence of the product's delivery date, make the product available at the dealer's place of business, and inform the dealer in what way the purchaser believes the product to be defective. Standard Warranty, Factory-Installed Undercarriage Warranty and/or StructurALL Warranty repairs may be made in the field if the purchaser and servicing dealer so desire. However, John Deere will not be responsible for any charges (such as dealer travel time, mileage or extra labor) that would not have been incurred had the product been repaired at the dealer's place of business.

#### **D. NO IMPLIED WARRANTY, CONDITIONS OR OTHER REPRESENTATION -**

Where permitted by law, neither John Deere nor any company affiliated with it makes any warranties, representations, conditions or promises, express or implied, as to the quality, performance, or freedom from defect of its products, other than those set forth in this document and **NO IMPLIED WARRANTY OF MERCHANTABILITY, CONDITIONS OR FITNESS IS MADE.**

#### **E. NO DEALER WARRANTY -**

The selling dealer makes no warranty of its own on any item covered by this warranty and makes no warranty on other items unless the dealer delivers to the purchaser a separate written warranty certificate specifically warranting the item. The dealer has no authority to make any representation or promise on behalf of John Deere, or to modify the terms or limitations of this warranty in any way.

#### **F. USED JOHN DEERE PRODUCTS ONLY -**

John Deere will transfer remaining Standard Warranty, Factory-Installed Undercarriage Warranty and/or StructurALL Warranty to the purchaser of a used John Deere construction and/or forestry product that has been used for less than the full warranty period provided at the product's original retail purchase. This transfer is not effective until change of ownership is registered by a John Deere dealer. **ALL THE TERMS, INCLUDING LIMITATIONS AND EXCLUSIONS, OF THE JOHN DEERE STANDARD WARRANTY, FACTORY-INSTALLED UNDERCARRIAGE WARRANTY, AND/OR STRUCTURALL WARRANTY ORIGINALLY PROVIDED FOR THE PRODUCT REMAIN IN EFFECT AND APPLICABLE.**





Company ID Number: 513478

## THE E-VERIFY PROGRAM FOR EMPLOYMENT VERIFICATION MEMORANDUM OF UNDERSTANDING

### ARTICLE I

#### PURPOSE AND AUTHORITY

This Memorandum of Understanding (MOU) sets forth the points of agreement between the Department of Homeland Security (DHS) and Warrior Tractor & Equipment Co., Inc. (Employer) regarding the Employer's participation in the Employment Eligibility Verification Program (E-Verify). This MOU explains certain features of the E-Verify program and enumerates specific responsibilities of DHS, the Social Security Administration (SSA), and the Employer. E-Verify is a program that electronically confirms an employee's eligibility to work in the United States after completion of the Employment Eligibility Verification Form (Form I-9). For covered government contractors, E-Verify is used to verify the employment eligibility of all newly hired employees and all existing employees assigned to Federal contracts or to verify the entire workforce if the contractor so chooses.

Authority for the E-Verify program is found in Title IV, Subtitle A, of the Illegal Immigration Reform and Immigrant Responsibility Act of 1996 (IIRIRA), Pub. L. 104-208, 110 Stat. 3009, as amended (8 U.S.C. § 1324a note). Authority for use of the E-Verify program by Federal contractors and subcontractors covered by the terms of Subpart 22.18, "Employment Eligibility Verification", of the Federal Acquisition Regulation (FAR) (hereinafter referred to in this MOU as a "Federal contractor with the FAR E-Verify clause") to verify the employment eligibility of certain employees working on Federal contracts is also found in Subpart 22.18 and in Executive Order 12989, as amended.

### ARTICLE II

#### FUNCTIONS TO BE PERFORMED

##### A. RESPONSIBILITIES OF SSA

1. SSA agrees to provide the Employer with available information that allows the Employer to confirm the accuracy of Social Security Numbers provided by all employees verified under this MOU and the employment authorization of U.S. citizens.
2. SSA agrees to provide to the Employer appropriate assistance with operational problems that may arise during the Employer's participation in the E-Verify program. SSA agrees to provide the Employer with names, titles, addresses, and telephone numbers of SSA representatives to be contacted during the E-Verify process.
3. SSA agrees to safeguard the information provided by the Employer through the E-Verify program procedures, and to limit access to such information, as is appropriate by law, to individuals responsible for the verification of Social Security Numbers and for evaluation of the E-Verify program or such other persons or entities who may be authorized by SSA as governed



Company ID Number: 513478

To be accepted as a participant in E-Verify, you should only sign the Employer's Section of the signature page. If you have any questions, contact E-Verify at 888-464-4218.

<b>Employer Warrior Tractor &amp; Equipment Co., Inc.</b>	
<b>Stanley McCracken</b>	
Name (Please Type or Print)	Title
<b>Electronically Signed</b>	<b>03/01/2012</b>
Signature	Date

Department of Homeland Security – Verification Division

USCIS Verification Division

Name (Please Type or Print)	Title
<b>Electronically Signed</b>	<b>03/01/2012</b>
Signature	Date

Information Required for the E-Verify Program

Information relating to your Company:

Company Name:	Warrior Tractor & Equipment Co., Inc.
Company Facility Address:	6801 McFarland Blvd
	Northport, AL 35476
Company Alternate Address:	P O Box 412
	Northport, AL 35476
County or Parish:	TUSCALOOSA
Employer Identification Number:	630588737



**Company ID Number: 513478**

North American Industry Classification Systems Code:	423
Administrator:	Warrior Tractor and Equipment Co., Inc.
Number of Employees:	100 to 499
Number of Sites Verified for:	1
<b>Are you verifying for more than 1 site? If yes, please provide the number of sites verified for in each State:</b>	
<ul style="list-style-type: none"><li>• ALABAMA 1 site(s)</li></ul>	

**Information relating to the Program Administrator(s) for your Company on policy questions or operational problems:**

Name:	Stanley N McCracken		
Telephone Number:	(205) 339 - 0300	Fax Number:	(205) 333 - 0101
E-mail Address:	wte024@warriortractor.com		



# 160 P

Excavator



JOHN DEERE







## ***FITS THE WAY YOU WORK***

Whether you're moving up from a backhoe to an excavator as you build your business or adding an agile niche machine that's the next big thing for your fleet, the reimagined 160 P-Tier Excavator can meet your needs and exceed your expectations. Dig footings, load trucks, install utilities — you name it. With customer-inspired standards including control pattern-change valve that eases operation and fuel-shutoff lever for conserving critical resources, plus options like deluxe LED lighting package to illuminate your surroundings, this precision performer can fit in more work on a wide variety of jobsites.



## 160 P-TIER EXCAVATOR

## FEATURES



### Powerful technology

John Deere Powerwise Plus™ technology delivers on-demand power. Precise pump flow when pilot controls are metered provides reliable, fuel-efficient machine performance.

### In your comfort zone

Quiet and spacious cab features standard rearview camera for enhanced awareness. Sculpted mechanical-suspension high-back seat that slides together or independent of the joystick console helps keep operators comfortably supported.

### Know as you go

Multi-language LCD monitor and rotary dial provide intuitive access to a wealth of information and functions. Just turn and tap to select work mode, access operating info, check maintenance intervals, source diagnostic codes, adjust cab temperature, and tune the radio. Plus much more.

### Effortless control

Ergonomically correct short-throw pilot joysticks enable smooth, precise fingertip control with less movement or effort. Push buttons in the right lever allow predictable control of auxiliary hydraulic flow for operating attachments. Optional sliding switch provides proportional speed control.

### See it like never before

Integrated into the main monitor, optional right rear left camera system with additional LED surround lighting work together to supplement 270-degree visibility of the area around the machine, even in low-light conditions.



OPTIONAL CAMERA SYSTEM  
**EXPANDS VISIBILITY  
AROUND MACHINE**



### Keep moving forward

Hydraulic single-pedal propel system is a factory-installed option that enables straight-line machine tracking without operator articulation of both hand levers and both foot pedals.

### The choice is yours

Choose from a variety of track widths, arm lengths, buckets, high-flow auxiliary hydraulic packages, and other options to suit the application.

### Boost your leverage

When the digging gets tough, simply press the standard power-boost button on the right-hand control for more hydraulic muscle.

### Tough enough

Large idlers, rollers, and strutted links enable the sealed and lubricated undercarriage to withstand and command. Track-frame undercovers help keep debris from accumulating. Three welded bulkheads within the boom resist torsional stress.

### Light things up

Standard LED work lights with optional deluxe LED lights at cab front and rear, boom, and toolbox shine when your workday extends beyond daylight. They use less power, output more light, and last longer than halogens, and are easy to replace when necessary.

### You'll be a fan

Highly efficient heavy-duty cooling system keeps things cool, even in tough environments or high altitudes. Cool-on-demand suction-type fan helps reduce material buildup and maintenance.

### Change things up

Integrated hydraulic coupler-ready option enables efficient attachment changeovers — especially helpful for work with underground utilities.





## 160 P-TIER EXCAVATOR



### Durable by design

Centralized lubrication at arm tip and improved front joint-bushing design relocate the grease-entry point to push contamination out from the center, simplifying routine greasing to boost joint life.


### It hardly seems like work

Large fuel tank and 500- and 5,000-hour engine and hydraulic oil-service intervals decrease downtime for routine maintenance. Fluid-level sight gauges are conveniently located and can be checked at a glance.

### Precision Construction

This suite of construction technology delivers **Productivity Solutions** to help you get more done, more efficiently. In-base JDLink™ connectivity provides machine location, utilization data, and alerts to help you maximize productivity and efficiency. To maximize uptime and lower costs, JDLink also enables **John Deere Connected Support™**. Dealers use Expert Alerts based on data from thousands of connected machines to proactively address conditions that may otherwise likely lead to downtime. Your dealer can also monitor machine health and leverage remote diagnostics and programming capability to further diagnose problems and even update machine software without a time-consuming trip to the jobsite.\*

\*Availability varies by region. Options not available in every country.





# 160

# P

## 160 P-TIER EXCAVATOR SPECIFICATIONS

While general information, pictures, and descriptions are provided, some illustrations and text may include product options and accessories NOT AVAILABLE in all regions, and in some countries products and accessories may require modifications or additions to ensure compliance with the local regulations of those countries.

### Engine 160 P-TIER

*Base engine for use in the U.S., U.S. Territories, and Canada*

Manufacturer and Model	John Deere PowerTech™ PWS 4.5 L
Non-Road Emission Standard	EPA Final Tier 4/EU Stage IV
Net Rated Power (ISO 9249)	90 kW (122 hp) at 2,200 rpm
Cylinders	4
Displacement	4.5 L (275 cu. in.)
Off-Level Capacity	70% (35 deg.)
Aspiration	Series turbocharged, air-to-air charge-air cooler

### Cooling

Cool-on-demand hydraulic-driven, suction-type fan with remote-mounted drive

### Powertrain

2-speed propel with automatic shift

### Maximum Travel Speed

Low	3.4 km/h (2.1 mph)
High	5.3 km/h (3.3 mph)
Drawbar Pull	17 250 kg (38,030 lb.)

### Hydraulics

Open center, load sensing

**Main Pumps** 2 variable-displacement axial-piston pumps

Maximum Rated Flow 191 L/m (50 gpm) x 2

**Pilot Pump** 1 gear

Maximum Rated Flow 33.6 L/m (8.9 gpm)

Pressure Setting 3930 kPa (570 psi)

### System Operating Pressure

Circuits

Implement 34 336 kPa (4,980 psi)

Travel 34 336 kPa (4,980 psi)

Swing 34 336 kPa (4,980 psi)

Power Boost 38 000 kPa (5,511 psi)

**Controls** Pilot levers, short stroke, low-effort hydraulic pilot controls with shutoff lever

### Cylinders

	Bore	Rod Diameter	Stroke
<b>Boom (2)</b>	110 mm (4.33 in.)	80 mm (3.15 in.)	1110 mm (43.70 in.)
<b>Arm (1)</b>	120 mm (4.72 in.)	90 mm (3.54 in.)	1365 mm (53.74 in.)
<b>Bucket (1)</b>	105 mm (4.13 in.)	75 mm (2.95 in.)	935 mm (36.81 in.)

### Electrical

Number of Batteries (12 volt)	2
Battery Capacity	950 CCA
Alternator Rating	100 amp
Work Lights	2 LED (1 on left side of boom, 1 on frame)

### Undercarriage

**Rollers (per side)**

Carrier 2

Track 7

**Shoes (per side)** 43

**Track**

Adjustment Hydraulic

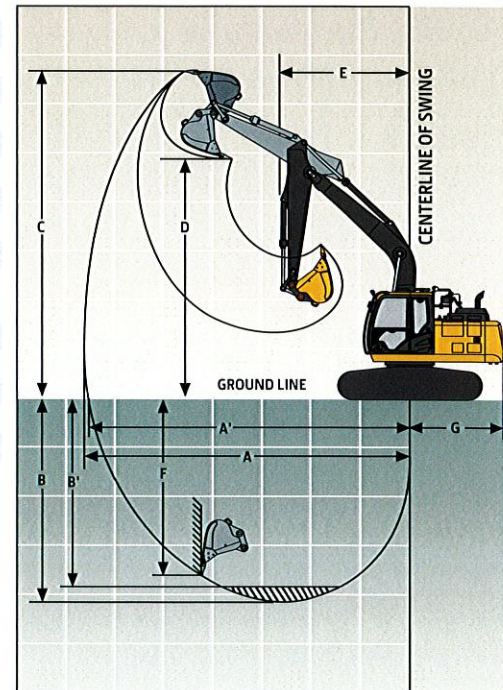
Guides Front and center

Chain Sealed and lubricated



While general information, pictures, and descriptions are provided, some illustrations and text may include product options and accessories NOT AVAILABLE in all regions, and in some countries products and accessories may require modifications or additions to ensure compliance with the local regulations of those countries.

Ground Pressure		160 P-TIER	
Triple Semi-Grouser Shoes			
600 mm (24 in.)	41 kPa (5.95 psi)		
700 mm (28 in.)	35 kPa (5.08 psi)		
Swing Mechanism			
Speed	13.3 rpm		
Torque	44 000 Nm (32,353 lb.-ft.)		
Serviceability			
Refill Capacities		Refill Capacities (continued)	
Fuel Tank	285 L (75.3 gal.)	Gearbox	
Cooling System	23.5 L (24.8 qt.)	Swing	6.2 L (6.6 qt.)
Engine Oil With Filter	17 L (18.0 qt.)	Propel (each)	6.8 L (7.2 qt.)
Hydraulic Tank	125 L (33.0 gal.)	Pump Drive	0.9 L (1.0 qt.)
Hydraulic System	210 L (55.5 gal.)	Diesel Exhaust Fluid (DEF) Tank	26.7 L (28.2 qt.)
Operating Weights			
With full fuel tank, 79-kg (175 lb.) operator, and 914-mm (36 in.), 0.60-m <sup>3</sup> (0.78 cu. yd.), 528-kg (1,164 lb.) general-purpose bucket; 3.10-m (10 ft. 2 in.) arm; 3200-kg (7,055 lb.) counterweight; and 700-mm (28 in.) triple semi-grouser shoes			
Operating Weight	17 945 kg (39,526 lb.)		
Optional Components			
Undercarriage With Triple Semi-Grouser Shoes			
600 mm (24 in.)	6316 kg (13,912 lb.)		
700 mm (28 in.)	6530 kg (14,383 lb.)		
1-Piece Boom (with arm cylinder)	1300 kg (2,863 lb.)		
Arm With Bucket Cylinder and Linkage			
2.60 m (8 ft. 6 in.)	788 kg (1,736 lb.)		
3.10 m (10 ft. 2 in.)	874 kg (1,925 lb.)		
Boom-Lift Cylinders (2), Total Weight	306 kg (674 lb.)		
Operating Dimensions			
Arm Length	2.60 m (8 ft. 6 in.)	3.10 m (10 ft. 2 in.)	
Arm Digging Force			
SAE	90 kN (20,193 lb.)	79 kN (17,857 lb.)	
ISO	93 kN (20,838 lb.)	81 kN (18,210 lb.)	
Bucket Digging Force			
SAE	105 kN (23,598 lb.)	105 kN (23,598 lb.)	
ISO	112 kN (25,180 lb.)	112 kN (25,180 lb.)	
A Maximum Reach	8.87 m (29 ft. 1 in.)	9.33 m (30 ft. 7 in.)	
A' Maximum Reach at Ground Level	8.70 m (28 ft. 7 in.)	9.16 m (30 ft. 1 in.)	
B Maximum Digging Depth	5.98 m (19 ft. 7 in.)	6.49 m (21 ft. 4 in.)	
B' Maximum Digging Depth at 2.44-m (8 ft. 0 in.) Flat Bottom	5.74 m (18 ft. 10 in.)	6.27 m (20 ft. 7 in.)	
C Maximum Cutting Height	8.88 m (29 ft. 2 in.)	9.13 m (29 ft. 11 in.)	
D Maximum Dumping Height	6.17 m (20 ft. 3 in.)	6.40 m (21 ft. 0 in.)	
E Minimum Swing Radius	2.91 m (9 ft. 7 in.)	2.92 m (9 ft. 7 in.)	
F Maximum Vertical Wall	5.16 m (16 ft. 11 in.)	5.69 m (18 ft. 8 in.)	
G Tail-Swing Radius	2.55 m (8 ft. 4 in.)	2.55 m (8 ft. 4 in.)	

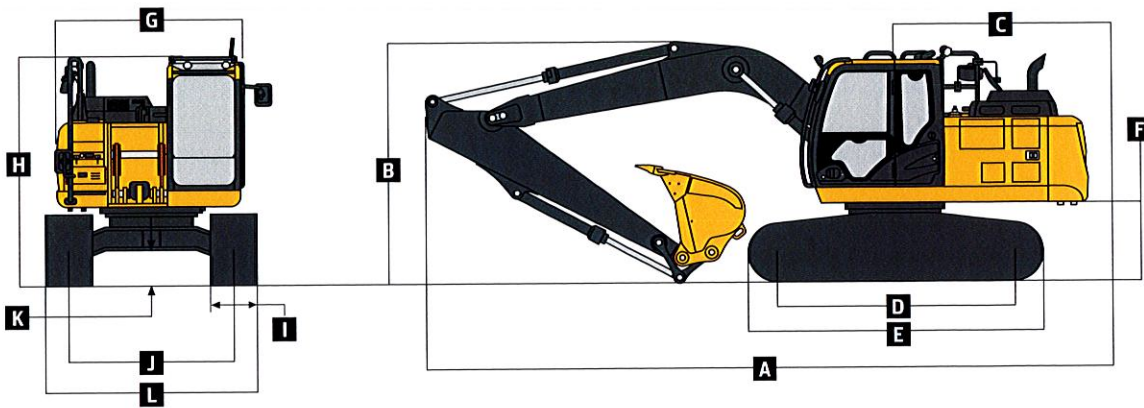




# 160 P-TIER

While general information, pictures, and descriptions are provided, some illustrations and text may include product options and accessories NOT AVAILABLE in all regions, and in some countries products and accessories may require modifications or additions to ensure compliance with the local regulations of those countries.

Machine Dimensions		160 P-TIER	
Arm Length		2.60 m (8 ft. 6 in.)	3.10 m (10 ft. 2 in.)
A	Overall Length	8.62 m (28 ft. 3 in.)	8.65 m (28 ft. 5 in.)
B	Overall Height	2.87 m (9 ft. 5 in.)	3.11 m (10 ft. 2 in.)
C	Rear-End Length/Swing Radius	2.55 m (8 ft. 4 in.)	2.55 m (8 ft. 4 in.)
D	Distance Between Idler/Sprocket Centerline	3.10 m (10 ft. 2 in.)	3.10 m (10 ft. 2 in.)
E	Undercarriage Length	3.92 m (12 ft. 10 in.)	3.92 m (12 ft. 10 in.)
F	Counterweight Clearance	1030 mm (3 ft. 5 in.)	1030 mm (3 ft. 5 in.)
G	Upperstructure Width	2.50 m (8 ft. 2 in.)	2.50 m (8 ft. 2 in.)
H	Cab Height	2.95 m (9 ft. 8 in.)	2.95 m (9 ft. 8 in.)
I	Track Width With Triple Semi-Grouser Shoes	600 mm (24 in.) / 700 mm (28 in.)	600 mm (24 in.) / 700 mm (28 in.)
J	Gauge Width	1.99 m (6 ft. 6 in.)	1.99 m (6 ft. 6 in.)
K	Ground Clearance	470 mm (19 in.)	470 mm (19 in.)
L	Overall Width With Triple Semi-Grouser Shoes		
	600 mm (24 in.)	2.59 m (8 ft. 6 in.)	2.59 m (8 ft. 6 in.)
	700 mm (28 in.)	2.69 m (8 ft. 10 in.)	2.69 m (8 ft. 10 in.)



## Lift Capacities

**Boldface type** indicates hydraulically limited capacity; lightface type indicates stability-limited capacities, in kg (lb.). The load point is the arm tip position (bucketless), using standard counterweight, situated on firm, level, uniform supporting surface. Figures do not exceed 87 percent of hydraulic capacity or 75 percent of weight needed to tip machine.

LOAD POINT HEIGHT	HORIZONTAL DISTANCE FROM CENTERLINE OF ROTATION									
	1.5 m (5 ft.)		3.0 m (10 ft.)		4.5 m (15 ft.)		6.0 m (20 ft.)		7.5 m (25 ft.)	
	Over Front	Over Side	Over Front	Over Side	Over Front	Over Side	Over Front	Over Side	Over Front	Over Side
With 2.60-m (8 ft. 6 in.) arm and 600-mm (24 in.) triple semi-grouser shoes, less bucket										
4.5 m (15 ft.)					4570 (9,920)	4570 (9,920)	4300 (9,430)	3490 (7,510)		
3.0 m (10 ft.)			8800 (18,910)	8800 (18,910)	5880 (12,710)	5100 (11,020)	4850 (10,570)	3360 (7,240)		
1.5 m (5 ft.)					7270 (15,720)	4770 (10,310)	4950 (10,680)	3210 (6,930)		
Ground Line			6260 (14,450)	6260 (14,450)	7420 (15,970)	4580 (9,880)	4830 (10,420)	3100 (6,700)		
-1.5 m (-5 ft.)	5740 (12,870)	5740 (12,870)	10 420 (23,810)	8320 (17,870)	7360 (15,830)	4520 (9,760)	4790 (10,340)	3070 (6,630)		
-3.0 m (-10 ft.)	10 310 (23,240)	10 310 (23,240)	11 050 (23,930)	8470 (18,210)	7430 (15,990)	4580 (9,900)				



## Lift Capacities (continued)

## 160 P-TIER

**Boldface type** indicates hydraulically limited capacity; lightface type indicates stability-limited capacities, in kg (lb.). The load point is the arm tip position (bucketless), using standard counterweight, situated on firm, level, uniform supporting surface. Figures do not exceed 87 percent of hydraulic capacity or 75 percent of weight needed to tip machine.

LOAD POINT HEIGHT	HORIZONTAL DISTANCE FROM CENTERLINE OF ROTATION									
	1.5 m (5 ft.)		3.0 m (10 ft.)		4.5 m (15 ft.)		6.0 m (20 ft.)		7.5 m (25 ft.)	
	Over Front	Over Side	Over Front	Over Side	Over Front	Over Side	Over Front	Over Side	Over Front	Over Side
<i>With 2.60-m (8 ft. 6 in.) arm and 700-mm (28 in.) triple semi-grouser shoes, less bucket</i>										
4.5 m (15 ft.)					4570 (9,920)	4570 (9,920)	4300 (9,430)	3520 (7,590)		
3.0 m (10 ft.)			8880 (18,910)	8880 (18,910)	5880 (12,710)	5150 (11,140)	4850 (10,570)	3390 (7,320)		
1.5 m (5 ft.)					7270 (15,720)	4830 (10,430)	4990 (10,770)	3250 (7,010)		
Ground Line			6260 (14,450)	6260 (14,450)	7480 (16,110)	4630 (10,000)	4880 (10,510)	3140 (6,780)		
-1.5 m (-5 ft.)	5740 (12,870)	5740 (12,870)	10 420 (23,810)	8410 (18,080)	7420 (15,960)	4570 (9,870)	4830 (10,430)	3100 (6,710)		
-3.0 m (-10 ft.)	10 310 (23,240)	10 310 (23,240)	11 050 (23,930)	8560 (18,410)	7490 (16,120)	4640 (10,010)				
<i>With 3.10-m (10 ft. 2 in.) arm and 600-mm (24 in.) triple semi-grouser shoes, less bucket</i>										
6.0 m (20 ft.)							3380 (7,170)	3380 (7,170)		
4.5 m (15 ft.)							3870 (8,490)	3530 (7,600)		
3.0 m (10 ft.)			7410 (15,820)	7410 (15,820)	5280 (11,420)	5180 (11,200)	4470 (9,750)	3380 (7,300)	3360 (6,760)	2400 (5,160)
1.5 m (5 ft.)			7570 (18,220)	7570 (18,220)	6780 (14,660)	4820 (10,410)	4960 (10,700)	3220 (6,940)	3560 (7,680)	2320 (5,010)
Ground Line			6850 (15,760)	6850 (15,760)	7420 (15,970)	4570 (9,870)	4820 (10,390)	3080 (6,660)	3500 (7,550)	2270 (4,890)
-1.5 m (-5 ft.)	5170 (11,580)	5170 (11,580)	9640 (21,990)	8210 (17,650)	7310 (15,720)	4470 (9,650)	4750 (10,240)	3020 (6,520)		
-3.0 m (-10 ft.)	8710 (19,610)	8710 (19,610)	11 680 (25,280)	8310 (17,880)	7330 (15,780)	4490 (9,700)	4780 (10,310)	3040 (6,590)		
-4.5 m (-15 ft.)			9390 (20,090)	8590 (18,490)	6330 (13,350)	4660 (10,100)				
<i>With 3.10-m (10 ft. 2 in.) arm and 700-mm (28 in.) triple semi-grouser shoes, less bucket</i>										
6.0 m (20 ft.)							3380 (7,170)	3380 (7,170)		
4.5 m (15 ft.)							3870 (8,490)	3560 (7,680)		
3.0 m (10 ft.)			7410 (15,820)	7410 (15,820)	5280 (11,420)	5420 (11,310)	4470 (9,750)	3420 (7,380)	3360 (6,760)	2420 (5,220)
1.5 m (5 ft.)			7570 (18,220)	7570 (18,220)	6780 (14,660)	4870 (10,530)	5010 (10,790)	3250 (7,020)	3590 (7,750)	2350 (5,070)
Ground Line			6850 (15,760)	6850 (15,760)	7490 (16,110)	4630 (9,990)	4860 (10,480)	3120 (6,740)	3530 (7,620)	2290 (4,950)
-1.5 m (-5 ft.)	5170 (11,580)	5170 (11,580)	9640 (21,990)	8300 (17,850)	7370 (15,850)	4530 (9,760)	4790 (10,330)	3060 (6,600)		
-3.0 m (-10 ft.)	8710 (19,610)	8710 (19,610)	11 680 (25,280)	8410 (18,080)	7390 (15,910)	4550 (9,820)	4820 (10,400)	3080 (6,670)		
-4.5 m (-15 ft.)			9390 (20,090)	8680 (18,690)	6330 (13,350)	4710 (10,210)				



# 160 P-TIER

While general information, pictures, and descriptions are provided, some illustrations and text may include product options and accessories NOT AVAILABLE in all regions, and in some countries products and accessories may require modifications or additions to ensure compliance with the local regulations of those countries.

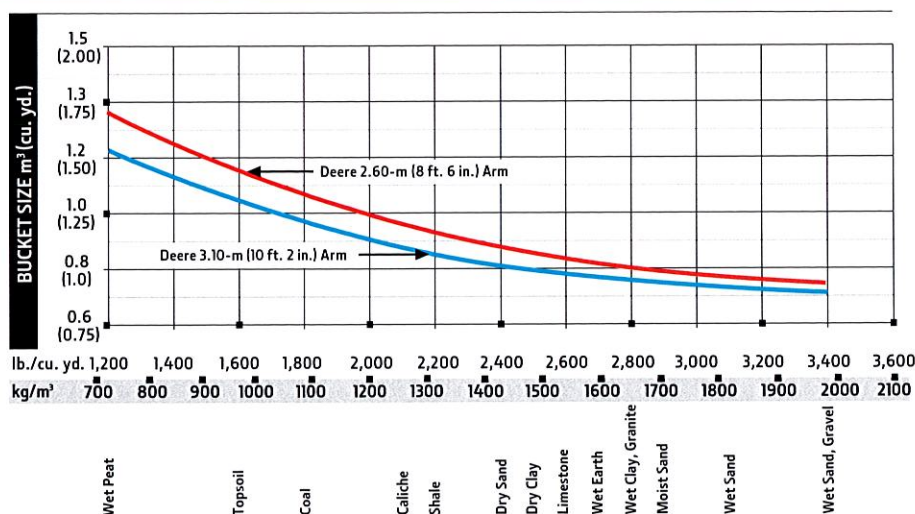
## Buckets

## 160 P-TIER

A full line of buckets is offered to meet a wide variety of applications. Digging forces are with power boost. Buckets are equipped with John Deere TK-Series Bucket Teeth standard. A variety of teeth are available through John Deere Parts. Optional side cutters add 150 mm (6 in.) to bucket widths. Capacities are SAE heaped ratings.

Bucket Type	Bucket Width		Bucket Capacity		Bucket Weight		Bucket Pin to Cutting Edge Radius		Bucket Pin to Tooth Tip Radius		Number of Teeth
	mm	in.	m <sup>3</sup>	cu. yd.	kg	lb.	mm	in.	mm	in.	
Heavy Duty	610	24	0.38	0.50	506	1,116	1214	47.8	1343	52.9	3
	762	30	0.52	0.68	556	1,248	1214	47.8	1343	52.9	4
	915	36	0.66	0.86	639	1,409	1214	47.8	1343	52.9	5
	1065	42	0.76	0.99	685	1,508	1214	47.8	1343	52.9	5
	1220	48	0.93	1.22	756	1,668	1214	47.8	1343	52.9	6
	1372	54	0.80	1.04	689	1,519	1214	47.8	1343	52.9	5

## Bucket Selection Guide\*



\* Contact your John Deere dealer for optimum bucket and attachment selections. These recommendations are for general conditions and average use. Does not include optional equipment such as thumbs or couplers. Larger buckets may be possible when using light materials, for flat and level operations, less compacted materials, and volume loading applications such as mass-excavation applications in ideal conditions. Smaller buckets are recommended for adverse conditions such as off-level applications, rocks, and uneven surfaces. Bucket capacity indicated is SAE heaped.

# Additional equipment

Key: ● Standard ▲ Optional or special

See your John Deere dealer for further information.

## 160 P Engine

- Auto-idle system
- Automatic belt-tension device
- Batteries (2 - 12 volt)
- Coolant recovery tank
- Dual-element dry-canister air cleaner
- Electronic engine control
- Enclosed fan guard (conforms to SAE J1308)
- Engine coolant to -37 deg. C (-34 deg. F)
- Fuel filter with water separator
- Fuel shutoff valve
- Full-flow oil filter
- Turbocharged with charge-air cooler
- Cool-on-demand hydraulic-driven fan
- 500-hour engine-oil-change interval
- 70% (35 deg.) off-level capability

## 160 P Engine (continued)

- Engine-oil-sampling valve
- In-line Diesel Exhaust Fluid (DEF) filter
- Programmable auto shutdown
- ▲ Chrome exhaust stack
- ▲ Severe-duty fuel filter
- ▲ Hydraulic fan reverser
- ▲ Engine coolant heater

## Hydraulic System

- Reduced-drift valve for boom down, arm in
- Auxiliary hydraulic valve section
- Spring-applied, hydraulically released automatic swing brake
- Auxiliary hydraulic-flow adjustments through monitor

## 160 P Hydraulic System (continued)

- Auto power lift
- 5,000-hour hydraulic-oil-change interval
- Hydraulic-oil-sampling valve
- Control pattern-change valve
- Powerwise Plus™ hydraulic-management system
- ▲ Auxiliary high-flow lines with auxiliary function lever (AFL) and auxiliary relief pressure adjustment
- ▲ Auxiliary pilot and electric controls
- ▲ Hydraulic filter restriction indicator kit
- ▲ Load-lowering control device
- ▲ Single-pedal propel control
- ▲ High-flow auxiliary hydraulic lines with dual stop valves



# Additional equipment *(cont.)*

Key: ● Standard ▲ Optional or special  
See your John Deere dealer for further information.

## 160 P Undercarriage

- Planetary drive with axial-piston motors
- Propel motor shields
- Spring-applied, hydraulically released automatic propel brake
- Track guides, front idler and center
- 2-speed propel with automatic shift
- Upper carrier rollers (2)
- Sealed and lubricated track chain
- Heavy-duty track-frame undercovers
- ▲ Triple semi-grouser shoes, 600 mm (24 in.)
- ▲ Triple semi-grouser shoes, 700 mm (28 in.)

## Upperstructure

- Right-hand and left-hand mirrors
- Vandal locks with ignition key: Cab door / Service doors / Toolbox
- Debris screen in side panel
- Remote-mounted engine oil and fuel filters

## Front Attachments

- Centralized lubrication system
- Dirt seals on all bucket pins
- Less boom and arm
- Oil-impregnated bushings
- Reinforced resin thrust plates
- Tungsten carbide thermal coating on arm-to-bucket joint
- ▲ Arm, 2.60 m (8 ft. 6 in.)
- ▲ Arm, 3.10 m (10 ft. 2 in.)
- ▲ Factory-integrated hydraulic coupler plumbing and controls
- ▲ Attachment quick-couplers
- ▲ Boom cylinder with plumbing to main-frame for less boom and arm
- ▲ Buckets: Heavy duty / Side cutters and teeth
- ▲ Material clamps / Hydraulic thumb

## Operator's Station

- Meets ISO 12117-2 for rollover protection structure (ROPS)
- Adjustable independent-control positions (levers-to-seat, seat-to-pedals)
- AM/FM radio
- Auto climate control/air conditioner/heater/pressurizer
- Built-in Operator's Manual storage compartment and manual

## 160 P Operator's Station *(continued)*

- Cell-phone power outlet, 12 volt, 60 watt, 5 amp
- Coat hook
- Standard cloth seat, mechanical suspension with 100-mm (4 in.) adjustable armrests
- ▲ Deluxe heated cloth seat, air suspension with 100-mm (4 in.) adjustable armrests
- Floor mat
- Front windshield wiper with intermittent speeds
- Gauges (illuminated): DEF / Engine coolant / Fuel
- Horn, electric
- Hour meter, electric
- Hydraulic shutoff lever, all controls
- Hydraulic warm-up control
- Interior light
- Large cup holder
- Machine Information Center (MIC)
- Mode selectors (illuminated): Power modes (3) / Travel modes (2 with automatic shift) / Work mode (1)
- Multifunction, color LCD monitor with: Diagnostic capability / Multiple-language capabilities / Maintenance tracking / Clock / System monitoring with alarm features: Auto-idle indicator, engine air cleaner restriction indicator light, engine check, engine coolant temperature indicator light with audible alarm, engine oil pressure indicator light with audible alarm, low-alternator-charge indicator light, low-fuel indicator light, low DEF indication with audible alarm, fault code alert indicator, fuel-rate display, wiper-mode indicator, work-lights-on indicator, and work-mode indicator
- Motion alarm with cancel switch (conforms to SAE J994)
- Power-boost switch on right console lever
- Auxiliary hydraulic control switches in right console lever
- SAE 2-lever control pattern
- Seat belt, 76 mm (3 in.), non-retractable
- Tinted glass
- Transparent tinted overhead hatch
- Hot/cold beverage compartment
- USB charging port

## 160 P Operator's Station *(continued)*

- ▲ Air-suspension heated seat
- ▲ 24- to 12-volt D.C. radio convertors, 10 amp
- ▲ Hydraulic oil filter restriction indicator light
- ▲ Premium heated and cooled leather seat
- ▲ Protection screens for cab front, rear, and side
- ▲ Window vandal-protection covers
- ▲ In-monitor adjustable flow and pressure auxiliary hydraulics with auxiliary function lever (AFL)

## Electrical

- 100-amp alternator
- Blade-type multi-fused circuits
- Positive-terminal battery covers
- JDLink™ wireless communication system (available in specific countries; see your dealer for details)
- ▲ Right rear left 270-deg. camera system with LED surround lighting
- Rearview camera
- ▲ Cab extension wiring harness

## Lights

- Work lights: LED / 1 mounted on left side of boom / 1 mounted on frame
- ▲ LED light kit: 2 lights mounted on cab front / 1 mounted on cab rear / 1 mounted on boom / 1 mounted in toolbox
- ▲ Deluxe LED light package

## Trim Packages

- **Level 1:** Mechanical seat and standard front LED worklights
- ▲ **Level 2:** Heated, air-suspension seat and standard front LED worklights
- ▲ **Level 3:** Heated, air-suspension seat, deluxe front LED worklights, and chrome exhaust
- ▲ **Level 4:** Premium-leather, thermal-heating, and active-cooling seat; deluxe front LED worklights; and chrome exhaust

## Application Packages

- ▲ **Cold-weather package:** Engine-block heater
- ▲ **Debris package:** Reversing hydraulic variable-speed fan drive with selectable intervals and manual override (for use in airborne-debris environments)

While general information, pictures, and descriptions are provided, some illustrations and text may include product options and accessories NOT AVAILABLE in all regions, and in some countries products and accessories may require modifications or additions to ensure compliance with the local regulations of those countries.

Net engine power is with standard equipment including air cleaner, exhaust system, alternator, and cooling fan, at test conditions specified per ISO 9249.

No derating is required up to 3050-m (10,000 ft.) altitude. Specifications and design subject to change without notice. Wherever applicable, specifications are in accordance with SAE standards. Except where otherwise noted, these specifications are based on a unit with 914-mm (36 in.), 0.60-m<sup>3</sup> (0.78 cu. yd.), 528-kg (1,164 lb.) general-purpose bucket; 3.10-m (10 ft. 2 in.) arm; 3200-kg (7,055 lb.) counterweight; 700-mm (28 in.) triple semi-grouser shoes; full fuel tank; and 79-kg (175 lb.) operator.





SAFETY  
OPERATOR  
MET60PAU (22-11)



**JOHN DEERE**



6801 McFarland Blvd West  
Northport, AL 35476  
205-339-0300

66 Industrial Park Drive  
Monroeville, AL 36460  
251-575-7111

2149 Highway 31 South  
Pelham, AL 35124  
205-988-4474

4308 Water Trail  
Graysville, AL 35073  
205-988-4472

3540 Wetumpka Highway  
PO Box 210278, Montgomery, AL 36  
334-277-7260

25135 One Aviation Way SW  
Madison, AL 35756  
256-233-1914

2255 Highway 21 South  
Oxford, AL 36203  
256-831-0921

[www.warriortractor.com](http://www.warriortractor.com)

BBR01CNCU4KM1302 -

